

Penrith Race 1 Distance 2135m

Thursday, 25 April 2024

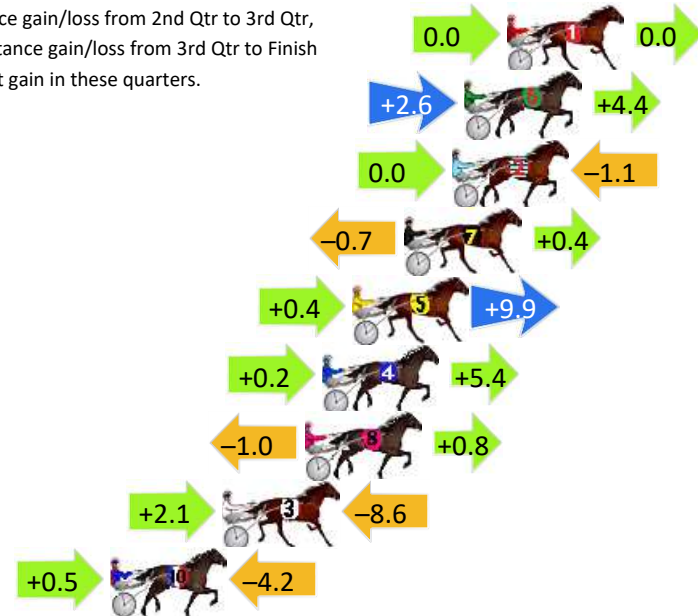
Gross Time: 2:41.60 MileRate: 2:01.80 LeadTime: 40.10s First Qtr: 32.60s Second Qtr: 31.00s Third Qtr: 29.70s Fourth Qtr: 28.20s

DATA TABLE: 800 / 400 Posi's are position from leader and (how wide the horse was at that position)

No	Horse	Plc	Mar	800 Posi	400 Posi	Time	3rd Qtr	4th Qt
1	DESIDERIO	1	0.0m	0.0m (0)	0.0m (0)	2:41.60	29.70s	28.20s
6	SO AM I	2	1.7m	8.7m (1)	6.1m (1)	2:41.73	29.50s	27.89s
2	REIGN MAKER	3	2.2m	1.1m (1)	1.1m (1)	2:41.76	29.70s	28.28s
7	GREY CADILLAC	4	4.1m	3.8m (0)	4.5m (0)	2:41.90	29.74s	28.18s
5	DIDSHEDOIT	5	6.2m	16.5m (0)	16.1m (0)	2:42.06	29.64s	27.50s
4	ROCKSIE ROCK	6	7.4m	13.0m (1)	12.8m (2)	2:42.15	29.66s	27.83s
8	DILETTO	7	8.1m	7.9m (0)	8.9m (0)	2:42.20	29.76s	28.16s
3	THE TIGER ARMY	8	11.4m	4.9m (1)	2.8m (2)	2:42.44	29.54s	28.84s
10	LYNNSANITY	9	15.9m	12.2m (0)	11.7m (1)	2:42.78	29.64s	28.54s

Finish Position and metres gained

First Arrow shows distance gain/loss from 2nd Qtr to 3rd Qtr, Second Arrow shows distance gain/loss from 3rd Qtr to Finish
Blue arrow indicates best gain in these quarters.



800

Visual positions in race at 2nd Quarter



400

Visual positions in race at 3rd Quarter



Penrith Race 2 Distance 2135m

Thursday, 25 April 2024


Gross Time: 2:36.90 MileRate: 1:58.30 LeadTime: 36.80s First Qtr: 29.60s Second Qtr: 30.30s Third Qtr: 29.50s Fourth Qtr: 30.70s

DATA TABLE: 800 / 400 Posi's are position from leader and (how wide the horse was at that position)

No	Horse	Plc	Mar	800 Posi	400 Posi	Time	3rd Qtr	4th Qt
10	SETTEBELLO	1	0.0m	13.6m (1)	13.4m (1)	2:36.90	29.50s	29.70s
8	ZEN MASTER	2	0.5m	8.5m (1)	7.0m (1)	2:36.94	29.40s	30.22s
3	OUR REDEMPTION	3	5.8m	0.0m (1)	0.0m (0)	2:37.37	29.50s	31.17s
9	MITCHELLS RUN	4	7.0m	15.3m (0)	24.1m (2)	2:37.46	30.18s	29.46s
5	STELLINA	5	12.3m	19.1m (1)	23.5m (1)	2:37.89	29.86s	29.93s
1	YEAH SOPHIE	6	20.3m	4.6m (1)	5.9m (0)	2:38.53	29.60s	31.89s
2	MERRYWOOD TONY	7	21.3m	1.9m (2)	2.7m (1)	2:38.61	29.56s	32.21s
7	TAKE IT DOWN	8	36.4m	11.2m (0)	28.9m (1)	2:39.82	30.84s	31.46s
4	JUST HOME GROWN	9	59.6m	6.6m (2)	26.2m (0)	2:41.69	30.98s	33.53s
6	PLAY SOUTHERNLAND	10	111.0m	2.2m (0)	39.6m (0)	2:45.82	32.30s	36.66s

Finish Position and metres gained

First Arrow shows distance gain/loss from 2nd Qtr to 3rd Qtr, Second Arrow shows distance gain/loss from 3rd Qtr to Finish
Blue arrow indicates best gain in these quarters.



800

Visual positions in race at 2nd Quarter



400

Visual positions in race at 3rd Quarter



Penrith Race 3 Distance 1720m

Thursday, 25 April 2024


Gross Time: 2:05.40 MileRate: 1:57.30 LeadTime: 7.40s First Qtr: 28.80s Second Qtr: 30.50s Third Qtr: 28.90s Fourth Qtr: 29.80s

DATA TABLE: 800 / 400 Posi's are position from leader and (how wide the horse was at that position)

No	Horse	Plc	Mar	800 Posi	400 Posi	Time	3rd Qtr	4th Qt
3	COLIN BROMAC	1	0.0m	0.0m (0)	0.6m (0)	2:05.40	28.94s	29.76s
6	VINKE B	2	0.4m	19.2m (1)	15.9m (1)	2:05.43	28.68s	28.67s
2	POPS BOY	3	0.8m	4.2m (0)	4.4m (0)	2:05.46	28.92s	29.54s
4	SWEDISH MEATBALLS	4	0.8m	2.2m (1)	0.0m (1)	2:05.46	28.74s	29.86s
1	MAID OF MONEY	5	5.0m	8.4m (0)	9.1m (0)	2:05.79	28.96s	29.53s
10	STARZZZ REIGN	6	5.3m	14.5m (1)	12.1m (1)	2:05.81	28.74s	29.33s
9	CHARLIES ACE	7	5.8m	10.6m (1)	8.2m (1)	2:05.85	28.74s	29.65s
7	THERES WALLY	8	9.7m	13.4m (0)	13.2m (0)	2:06.16	28.90s	29.60s
8	AMERICAN BEAUTY	9	10.2m	6.7m (1)	4.4m (1)	2:06.20	28.74s	30.28s
5	AGIFTFROMTHEANGELS	10	10.6m	17.5m (0)	17.6m (0)	2:06.23	28.92s	29.35s

Finish Position and metres gained

First Arrow shows distance gain/loss from 2nd Qtr to 3rd Qtr, Second Arrow shows distance gain/loss from 3rd Qtr to Finish Blue arrow indicates best gain in these quarters.



800

Visual positions in race at 2nd Quarter



400

Visual positions in race at 3rd Quarter



Penrith Race 4 Distance 1720m


Thursday, 25 April 2024

Gross Time: 2:03.70 MileRate: 1:55.70 LeadTime: 7.40s First Qtr: 30.10s Second Qtr: 30.50s Third Qtr: 27.60s Fourth Qtr: 28.10s

DATA TABLE: 800 / 400 Posi's are position from leader and (how wide the horse was at that position)

No	Horse	Plc	Mar	800 Posi	400 Posi	Time	3rd Qtr	4th Qt
1	CLASSY OPERATOR	1	0.0m	0.0m (0)	0.0m (0)	2:03.70	27.60s	28.10s
8	OURTREACHEROUS REIGN	2	9.6m	8.8m (0)	8.7m (0)	2:04.41	27.60s	28.21s
7	YANKEE IDEAL	3	11.6m	4.7m (0)	4.6m (0)	2:04.56	27.60s	28.64s
9	CAPTAIN BLOOD	4	26.6m	14.0m (1)	13.3m (2)	2:05.66	27.56s	29.14s
5	FEAR THE EAGLE	5	27.8m	18.1m (0)	19.7m (0)	2:05.75	27.72s	28.79s
10	BETTOR TO BE TRICKY	6	29.8m	13.4m (0)	15.0m (0)	2:05.90	27.72s	29.26s
6	KILLARA JUGGERNAUT	7	30.2m	2.6m (1)	6.4m (1)	2:05.93	27.86s	29.89s
3	BARTELLO	8	32.2m	23.3m (1)	24.3m (0)	2:06.08	27.68s	28.80s
2	MADAZALWAYS	9	35.8m	9.3m (1)	15.6m (1)	2:06.34	28.04s	29.66s
4	PERCY BAILEY	10	44.8m	18.1m (1)	22.0m (1)	2:07.01	27.88s	29.89s

Finish Position and metres gained



800

Visual positions in race at 2nd Quarter



400

Visual positions in race at 3rd Quarter



Penrith Race 5 Distance 1720m

Thursday, 25 April 2024




Gross Time: 2:03.40 MileRate: 1:55.40 LeadTime: 7.20s First Qtr: 27.60s Second Qtr: 29.00s Third Qtr: 30.10s Fourth Qtr: 29.50s

DATA TABLE: 800 / 400 Posi's are position from leader and (how wide the horse was at that position)

No	Horse	Plc	Mar	800 Posi	400 Posi	Time	3rd Qtr	4th Qt
5	ALWAYS THUNDER	1	0.0m	0.0m (0)	0.0m (0)	2:03.40	30.10s	29.50s
8	RICKOSHAY	2	15.9m	20.0m (1)	18.4m (1)	2:04.63	30.02s	29.37s
9	OUR UNCLE JIM	3	16.1m	23.9m (1)	14.6m (2)	2:04.65	29.46s	29.67s
6	FULL BROTHER	4	24.1m	27.8m (1)	18.9m (2)	2:05.26	29.50s	29.96s
4	MAJOR STATEMENT	5	25.6m	11.7m (1)	9.7m (1)	2:05.38	29.98s	30.76s
7	FOXY DADA	6	27.4m	13.9m (0)	13.8m (0)	2:05.52	30.12s	30.60s
3	TWILIGHT HEAVEN	7	27.5m	5.8m (0)	4.9m (0)	2:05.53	30.04s	31.27s
2	ACCELERE	8	28.4m	15.5m (1)	14.3m (1)	2:05.60	30.04s	30.64s
1	PALATINO	9	32.0m	10.0m (0)	9.2m (0)	2:05.87	30.06s	31.29s
10	SIGHT TO SEE	10	94.0m	17.8m (0)	18.6m (0)	2:10.67	30.20s	35.39s

Finish Position and metres gained

First Arrow shows distance gain/loss from 2nd Qtr to 3rd Qtr, Second Arrow shows distance gain/loss from 3rd Qtr to Finish
Blue arrow indicates best gain in these quarters



Penrith Race 6 Distance 1720m

Thursday, 25 April 2024

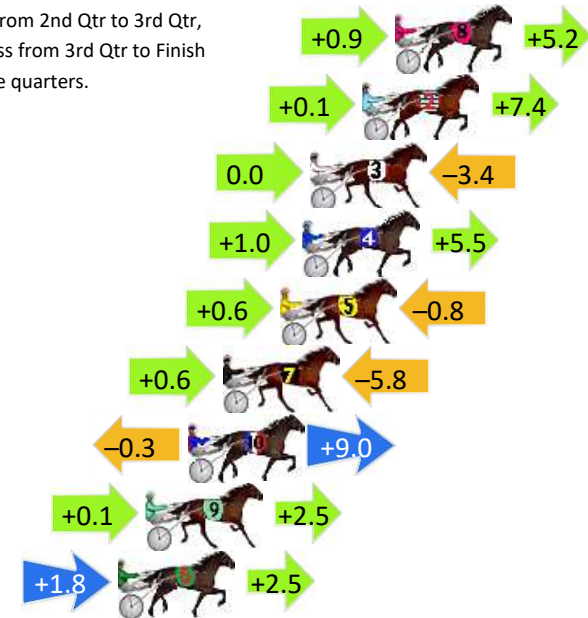
Gross Time: 2:08.00 MileRate: 1:59.80 LeadTime: 7.20s First Qtr: 30.10s Second Qtr: 31.30s Third Qtr: 29.30s Fourth Qtr: 30.10s

DATA TABLE: 800 / 400 Posi's are position from leader and (how wide the horse was at that position)

No	Horse	Plc	Mar	800 Posi	400 Posi	Time	3rd Qtr	4th Qt
8	BARA DAMON	1	0.0m	6.1m (1)	5.2m (1)	2:08.00	29.24s	29.72s
2	ROCKETON	2	1.3m	8.8m (0)	8.7m (0)	2:08.10	29.30s	29.56s
3	STYLISH LAZARUS	3	3.4m	0.0m (0)	0.0m (0)	2:08.27	29.30s	30.37s
4	IMA SHINKANSEN	4	3.7m	10.2m (1)	9.2m (1)	2:08.29	29.24s	29.71s
5	NITRO DANNY	5	4.6m	4.4m (0)	3.8m (0)	2:08.36	29.26s	30.18s
7	DANCING WITH MY EX	6	6.9m	1.7m (1)	1.1m (1)	2:08.54	29.26s	30.56s
10	HAWKE EYE	7	8.3m	17.0m (0)	17.3m (0)	2:08.65	29.34s	29.47s
9	OURSURFINSAFARI	8	10.0m	12.6m (0)	12.5m (0)	2:08.79	29.30s	29.97s
6	WILLROBY	9	11.1m	15.4m (1)	13.6m (1)	2:08.88	29.18s	29.98s

Finish Position and metres gained

First Arrow shows distance gain/loss from 2nd Qtr to 3rd Qtr, Second Arrow shows distance gain/loss from 3rd Qtr to Finish
Blue arrow indicates best gain in these quarters.



800

Visual positions in race at 2nd Quarter



400

Visual positions in race at 3rd Quarter



Penrith Race 7 Distance 1720m

Thursday, 25 April 2024


Gross Time: 2:05.30 MileRate: 1:57.30 LeadTime: 7.25s First Qtr: 28.85s Second Qtr: 29.80s Third Qtr: 28.75s Fourth Qtr: 30.65s

DATA TABLE: 800 / 400 Posi's are position from leader and (how wide the horse was at that position)

No	Horse	Plc	Mar	800 Posi	400 Posi	Time	3rd Qtr	4th Qt
1	MY STELLA ROSE	1	0.0m	0.0m (0)	0.0m (0)	2:05.30	28.75s	30.65s
8	IDEAL REDEMPTION	2	0.1m	8.7m (0)	10.0m (0)	2:05.31	28.87s	29.92s
7	BELL RIVERKID	3	3.4m	4.2m (0)	5.4m (0)	2:05.57	28.85s	30.52s
10	CAPITALLEE	4	11.2m	13.4m (0)	14.9m (1)	2:06.20	28.89s	30.45s
3	TOMMYS LUCK	5	11.7m	18.2m (0)	19.2m (0)	2:06.24	28.87s	30.17s
6	RIP JACKSON	6	19.1m	10.9m (1)	15.2m (2)	2:06.83	29.09s	31.06s
4	BIRDY GAL	7	19.5m	19.0m (1)	19.5m (1)	2:06.86	28.83s	30.77s
5	THE BEST OF YOU	8	36.3m	7.0m (1)	10.8m (2)	2:08.21	29.05s	32.76s
9	ROGERVALERIO LOMBO	9	36.6m	14.8m (1)	16.8m (3)	2:08.24	28.93s	32.35s
2	ROSE NOIRE	10	44.8m	2.0m (1)	9.2m (1)	2:08.89	29.29s	33.56s

Finish Position and metres gained

First Arrow shows distance gain/loss from 2nd Qtr to 3rd Qtr, Second Arrow shows distance gain/loss from 3rd Qtr to Finish
Blue arrow indicates best gain in these quarters.



800

Visual positions in race at 2nd Quarter



400

Visual positions in race at 3rd Quarter



Penrith Race 8 Distance 1720m

Thursday, 25 April 2024



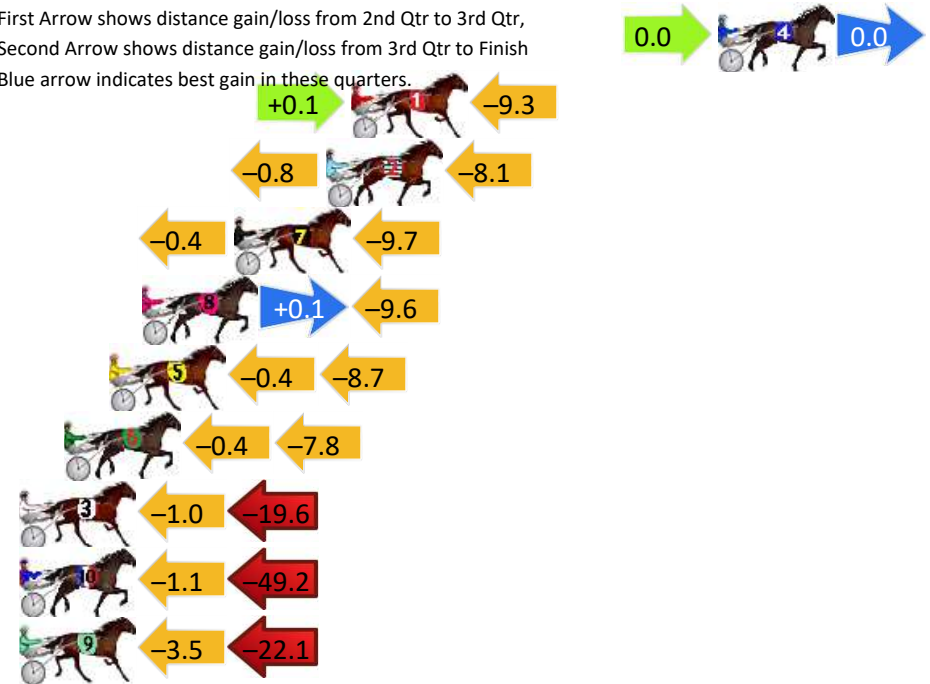
Gross Time: 2:06.70 MileRate: 1:58.50 LeadTime: 7.50s First Qtr: 30.20s Second Qtr: 29.50s Third Qtr: 29.70s Fourth Qtr: 29.80s

DATA TABLE: 800 / 400 Posi's are position from leader and (how wide the horse was at that position)

No	Horse	Plc	Mar	800 Posi	400 Posi	Time	3rd Qtr	4th Qt
4	MICKEYS BRIDE	1	0.0m	0.0m (0)	0.0m (0)	2:06.70	29.70s	29.80s
1	ARTFUL BABE	2	14.7m	5.5m (0)	5.4m (0)	2:07.85	29.70s	30.55s
2	ROCKING LOU	3	15.7m	6.8m (1)	7.6m (1)	2:07.93	29.76s	30.47s
7	DASHING CHEDDAR	4	19.4m	9.3m (0)	9.7m (0)	2:08.21	29.74s	30.59s
8	CLASSIC WATCH	5	23.1m	13.6m (0)	13.5m (0)	2:08.50	29.70s	30.60s
5	CARIBBEAN RUNA	6	24.4m	15.3m (1)	15.7m (1)	2:08.61	29.74s	30.55s
6	IDEAL HEAVEN	7	26.2m	18.0m (0)	18.4m (0)	2:08.75	29.74s	30.49s
3	TARAMIN	8	31.5m	10.9m (1)	11.9m (1)	2:09.16	29.78s	31.38s
10	SARA TA SLOY	9	53.0m	2.7m (1)	3.8m (1)	2:10.84	29.78s	33.66s
9	DIGYOURHEELSIN	10	57.8m	32.2m (0)	35.7m (0)	2:11.21	29.98s	31.67s

Finish Position and metres gained

First Arrow shows distance gain/loss from 2nd Qtr to 3rd Qtr, Second Arrow shows distance gain/loss from 3rd Qtr to Finish Blue arrow indicates best gain in these quarters.



Penrith Race 9 Distance 1720m

Thursday, 25 April 2024

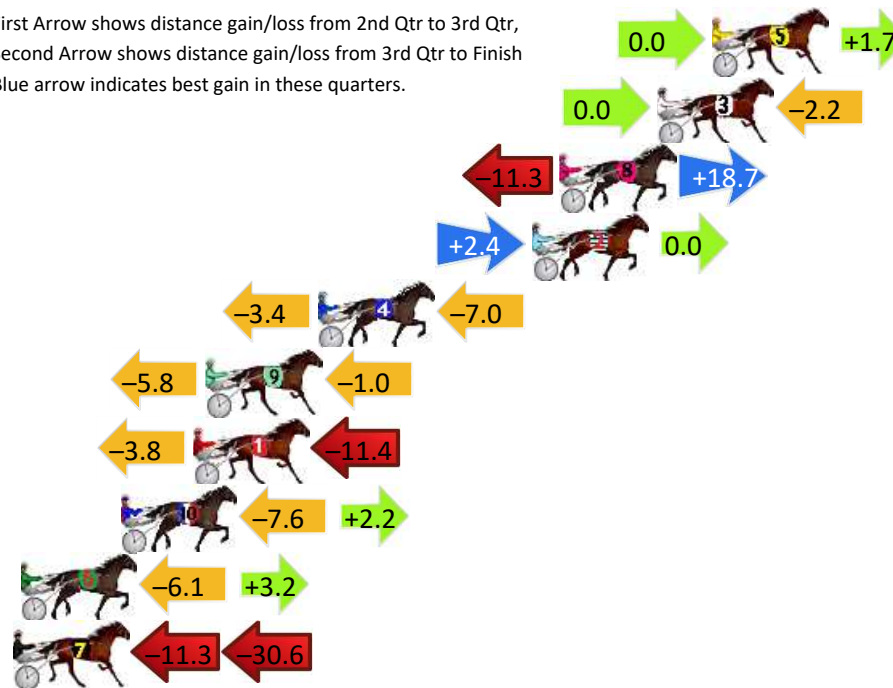
Gross Time: 2:04.80 MileRate: 1:56.80 LeadTime: 7.60s First Qtr: 29.50s Second Qtr: 29.30s Third Qtr: 28.60s Fourth Qtr: 29.80s

DATA TABLE: 800 / 400 Posi's are position from leader and (how wide the horse was at that position)

NoHorse	Plc	Mar	800 Posi	400 Posi	Time	3rd Qtr	4th Qt
5 YOUTAKEMYBREATH AWAY	1	0.0m	1.7m (1)	1.7m (1)	2:04.80	28.60s	29.68s
3 BEAU STEELE	2	2.2m	0.0m (0)	0.0m (0)	2:04.97	28.60s	29.97s
8 TIMELY SOVEREIGN	3	6.1m	13.5m (0)	24.8m (1)	2:05.28	29.44s	28.48s
2 CROWN MOJO	4	7.2m	9.6m (1)	7.2m (2)	2:05.36	28.44s	29.84s
4 FIFTYSHADES CRESCO	5	15.8m	5.4m (1)	8.8m (1)	2:06.03	28.86s	30.39s
9 ULTIMATE AD	6	20.3m	13.5m (1)	19.3m (1)	2:06.39	29.04s	29.99s
1 OUR TEMPO	7	20.8m	5.6m (0)	9.4m (0)	2:06.42	28.88s	30.74s
10 CLEMENTSORRELL	8	23.7m	18.3m (0)	25.9m (2)	2:06.65	29.18s	29.77s
6 SARGE	9	27.7m	24.8m (0)	30.9m (2)	2:06.96	29.08s	29.72s
7 MEGS MONARO	10	51.5m	9.6m (0)	20.9m (0)	2:08.82	29.44s	32.30s

Finish Position and metres gained

First Arrow shows distance gain/loss from 2nd Qtr to 3rd Qtr, Second Arrow shows distance gain/loss from 3rd Qtr to Finish Blue arrow indicates best gain in these quarters.



800

Visual positions in race at 2nd Quarter



400

Visual positions in race at 3rd Quarter

