

Penrith Race 1 Distance 1720m

Thursday, 23 April 2026

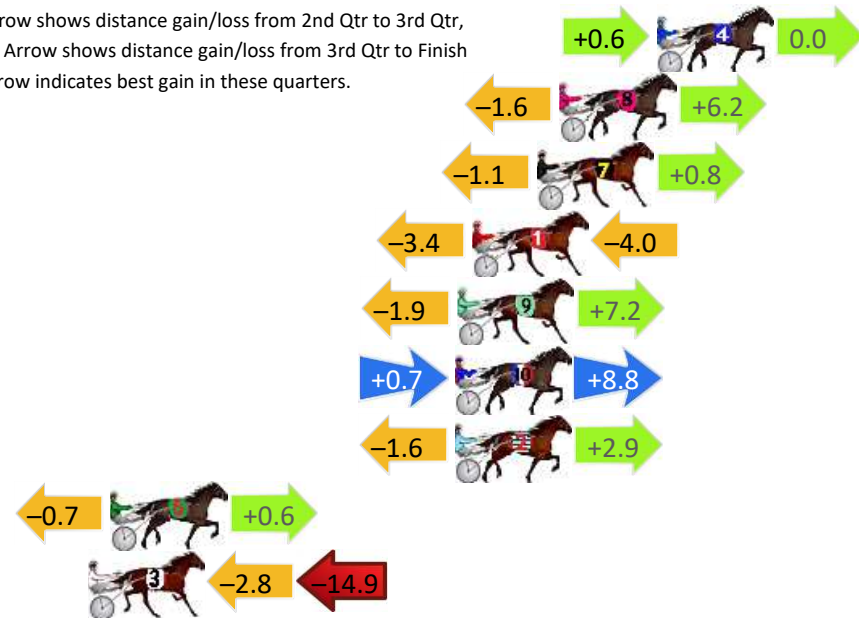
Gross Time: 2:03.10 MileRate: 1:55.20 LeadTime: 7.30s First Qtr: 28.40s Second Qtr: 30.20s Third Qtr: 28.40s Fourth Qtr: 28.80s

DATA TABLE: 800 / 400 Posi's are position from leader and (how wide the horse was at that position)

No	Horse	Plc	Mar	800 Posi	400 Posi	Time	3rd Qtr	4th Qt
4	THE CID	1	0.0m	0.6m (1)	0.0m (1)	2:03.10	28.36s	28.80s
8	GIVE ME A MINUTE	2	3.9m	8.5m (0)	10.1m (0)	2:03.39	28.52s	28.37s
7	SMOKESCREEN	3	4.8m	4.5m (0)	5.6m (1)	2:03.46	28.48s	28.76s
1	IDEAL REDEMPTION	4	7.4m	0.0m (0)	3.4m (0)	2:03.66	28.64s	29.12s
9	MISTER MANAGER	5	8.0m	13.3m (1)	15.2m (2)	2:03.70	28.54s	28.32s
10	MAJOR ICON	6	8.1m	17.6m (1)	16.9m (0)	2:03.71	28.36s	28.21s
2	KEAYANG SANTIAGO	7	8.1m	9.4m (1)	11.0m (3)	2:03.71	28.52s	28.63s
6	WHEREISHE	8	21.9m	21.8m (1)	22.5m (0)	2:04.76	28.46s	28.86s
3	PALATINO	9	22.8m	5.1m (1)	7.9m (2)	2:04.82	28.60s	29.96s

Finish Position and metres gained

First Arrow shows distance gain/loss from 2nd Qtr to 3rd Qtr, Second Arrow shows distance gain/loss from 3rd Qtr to Finish
Blue arrow indicates best gain in these quarters.



800

Visual positions in race at 2nd Quarter



400

Visual positions in race at 3rd Quarter



Penrith Race 2 Distance 2125m

Thursday, 23 April 2026

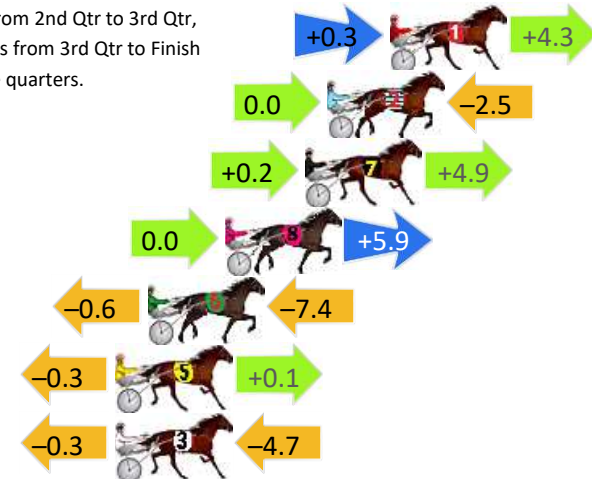
Gross Time: 2:35.50 MileRate: 1:57.80 LeadTime: 38.40s First Qtr: 30.80s Second Qtr: 29.70s Third Qtr: 28.30s Fourth Qtr: 28.30s

DATA TABLE: 800 / 400 Posi's are position from leader and (how wide the horse was at that position)

NoHorse	Plc	Mar	800 Posi	400 Posi	Time	3rd Qtr	4th Qt
1 ROCKNROLL GIG	1	0.0m	4.6m (0)	4.3m (0)	2:35.50	28.28s	28.00s
2 LOCHINVAR JAG	2	2.5m	0.0m (0)	0.0m (0)	2:35.69	28.30s	28.49s
7 OBADIAH DRAGON	3	3.4m	8.5m (0)	8.3m (0)	2:35.75	28.28s	27.97s
8 THE METAL FLYER	4	6.6m	12.5m (0)	12.5m (0)	2:35.99	28.30s	27.91s
6 FIRE FOX	5	9.7m	1.7m (1)	2.3m (1)	2:36.22	28.34s	28.86s
5 CAPTAIN RITCHIE	6	11.0m	10.8m (1)	11.1m (1)	2:36.32	28.32s	28.34s
3 FOXY DADA	7	11.0m	6.0m (1)	6.3m (1)	2:36.32	28.32s	28.68s

Finish Position and metres gained

First Arrow shows distance gain/loss from 2nd Qtr to 3rd Qtr, Second Arrow shows distance gain/loss from 3rd Qtr to Finish
Blue arrow indicates best gain in these quarters.



800

Visual positions in race at 2nd Quarter



400

Visual positions in race at 3rd Quarter



Penrith Race 3 Distance 1720m

Thursday, 23 April 2026

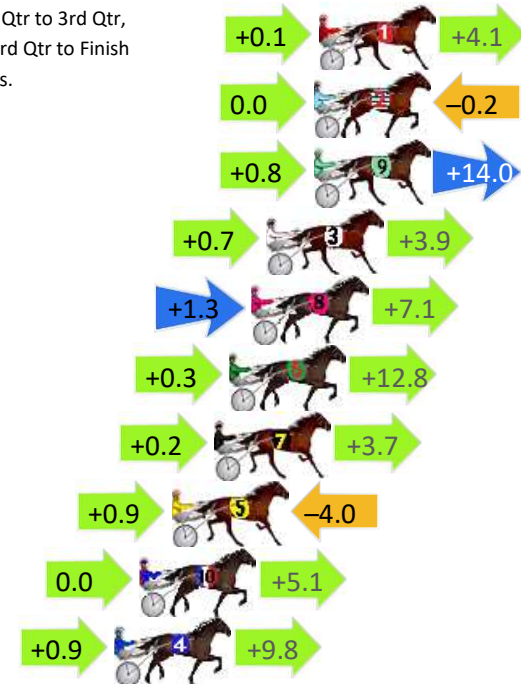
Gross Time: 2:04.60 MileRate: 1:56.60 LeadTime: 7.40s First Qtr: 29.40s Second Qtr: 28.90s Third Qtr: 29.10s Fourth Qtr: 29.80s

DATA TABLE: 800 / 400 Posi's are position from leader and (how wide the horse was at that position)

No	Horse	Plc	Mar	800 Posi	400 Posi	Time	3rd Qtr	4th Qt
1	JETASI	1	0.0m	4.2m (0)	4.1m (0)	2:04.60	29.10s	29.50s
2	CAPTAINS DELIGHT	2	0.2m	0.0m (0)	0.0m (0)	2:04.62	29.10s	29.82s
9	UPSTREAM	3	0.2m	15.0m (1)	14.2m (1)	2:04.62	29.06s	28.78s
3	LOOKIN GOOD MARGIE	4	2.1m	6.7m (1)	6.0m (1)	2:04.76	29.06s	29.52s
8	KATES VIRTUE	5	2.7m	11.1m (1)	9.8m (1)	2:04.81	29.02s	29.29s
6	TIGERLICIOUS	6	3.6m	16.7m (0)	16.4m (0)	2:04.88	29.10s	28.88s
7	EYEKNOW	7	4.2m	8.1m (0)	7.9m (0)	2:04.93	29.10s	29.55s
5	HIGHINDELIGHT	8	5.9m	2.8m (1)	1.9m (1)	2:05.06	29.04s	30.12s
10	THE BEST OF YOU	9	7.2m	12.3m (0)	12.3m (0)	2:05.16	29.12s	29.46s
4	HONOLULU PRINCESS	10	8.2m	18.9m (1)	18.0m (1)	2:05.24	29.06s	29.12s

Finish Position and metres gained

First Arrow shows distance gain/loss from 2nd Qtr to 3rd Qtr, Second Arrow shows distance gain/loss from 3rd Qtr to Finish
Blue arrow indicates best gain in these quarters.



800

Visual positions in race at 2nd Quarter



400

Visual positions in race at 3rd Quarter



Penrith Race 4 Distance 2125m

Thursday, 23 April 2026


Gross Time: 2:37.20 MileRate: 1:59.10 LeadTime: 38.40s First Qtr: 31.50s Second Qtr: 30.60s Third Qtr: 28.30s Fourth Qtr: 28.40s

DATA TABLE: 800 / 400 Posi's are position from leader and (how wide the horse was at that position)

No	Horse	Plc	Mar	800 Posi	400 Posi	Time	3rd Qtr	4th Qt
3	KIKI MEISTER	1	0.0m	0.0m (0)	0.0m (0)	2:37.20	28.30s	28.40s
4	WINGMAN LOU	2	4.2m	5.7m (1)	5.1m (2)	2:37.51	28.26s	28.35s
7	NOTHINGBUTWAVES	3	4.8m	8.3m (0)	8.5m (0)	2:37.56	28.32s	28.16s
1	SOVEREIGN PLACE	4	5.6m	4.0m (0)	4.6m (0)	2:37.62	28.34s	28.50s
5	OURTREACHEROUS REIGN	5	6.0m	0.9m (1)	2.8m (1)	2:37.65	28.44s	28.65s
2	DOWN WARD DOG	6	9.0m	10.0m (1)	9.1m (2)	2:37.87	28.24s	28.43s
8	ADMIRABLE	7	10.9m	14.2m (1)	13.3m (2)	2:38.01	28.24s	28.27s
9	FLO RYDA	8	12.6m	18.2m (1)	15.9m (1)	2:38.14	28.14s	28.22s
6	CAPTAIN BLOOD	9	13.5m	12.5m (0)	12.5m (0)	2:38.21	28.30s	28.53s

Finish Position and metres gained

First Arrow shows distance gain/loss from 2nd Qtr to 3rd Qtr, Second Arrow shows distance gain/loss from 3rd Qtr to Finish
Blue arrow indicates best gain in these quarters.



800

Visual positions in race at 2nd Quarter



400

Visual positions in race at 3rd Quarter



Penrith Race 5 Distance 1720m

Thursday, 23 April 2026

Gross Time: 2:03.80 MileRate: 1:55.90 LeadTime: 7.30s First Qtr: 29.20s Second Qtr: 29.20s Third Qtr: 28.80s Fourth Qtr: 29.30s

DATA TABLE: 800 / 400 Posi's are position from leader and (how wide the horse was at that position)

No	Horse	Plc	Mar	800 Posi	400 Posi	Time	3rd Qtr	4th Qt
3	DOM TORETTO	1	0.0m	5.6m (1)	1.7m (2)	2:03.80	28.52s	29.18s
10	HARLEEQUIN	2	0.2m	13.4m (0)	10.3m (1)	2:03.82	28.58s	28.58s
7	HES A MEISTER	3	0.4m	4.5m (0)	3.9m (0)	2:03.83	28.76s	29.05s
2	QUIET STORM	4	0.8m	0.0m (0)	0.0m (0)	2:03.86	28.80s	29.36s
9	LACEYS LAD	5	4.1m	14.5m (1)	6.7m (2)	2:04.12	28.24s	29.14s
8	BLACK ONYX	6	5.1m	8.7m (0)	8.0m (0)	2:04.19	28.76s	29.11s
5	PLAYA BLANCA	7	5.9m	17.3m (0)	13.3m (0)	2:04.25	28.52s	28.79s
4	WE ALWAYS HAVE FAITH	8	11.2m	10.1m (1)	6.7m (1)	2:04.66	28.56s	29.68s
6	VAN BASTEN	9	12.2m	1.1m (1)	2.2m (1)	2:04.74	28.88s	30.08s
11	IDEAL IN DREAMS	10	14.6m	19.0m (1)	10.5m (2)	2:04.92	28.20s	29.66s

Finish Position and metres gained

First Arrow shows distance gain/loss from 2nd Qtr to 3rd Qtr, Second Arrow shows distance gain/loss from 3rd Qtr to Finish
Blue arrow indicates best gain in these quarters.



800

Visual positions in race at 2nd Quarter



400

Visual positions in race at 3rd Quarter



Penrith Race 6 Distance 1720m

Thursday, 23 April 2026


Gross Time: 2:04.10 MileRate: 1:56.10 LeadTime: 7.60s First Qtr: 29.50s Second Qtr: 28.60s Third Qtr: 28.60s Fourth Qtr: 29.80s

DATA TABLE: 800 / 400 Posi's are position from leader and (how wide the horse was at that position)

No	Horse	Plc	Mar	800 Posi	400 Posi	Time	3rd Qtr	4th Qt
5	ARTISTIC SCOTT	1	0.0m	1.7m (1)	0.6m (1)	2:04.10	28.52s	29.76s
1	HELENS BOY	2	0.8m	4.2m (0)	4.4m (0)	2:04.16	28.62s	29.54s
10	HESHARLEY	3	1.5m	18.0m (0)	16.5m (1)	2:04.22	28.52s	28.72s
7	SHARK DANCER	4	3.7m	8.2m (0)	8.3m (0)	2:04.39	28.62s	29.49s
6	PELIGROSO	5	10.8m	22.5m (0)	22.6m (1)	2:04.94	28.64s	29.00s
3	CHARLIES ACE	6	11.1m	0.0m (0)	0.0m (0)	2:04.97	28.60s	30.67s
4	TIL HEAVENS ROCKN	7	12.7m	6.2m (1)	5.0m (1)	2:05.09	28.52s	30.43s
9	TIGER EUPHEME	8	14.2m	15.2m (1)	14.1m (2)	2:05.21	28.54s	29.89s
8	LOUS PROMISE	9	18.8m	10.7m (1)	9.4m (2)	2:05.57	28.52s	30.59s
2	VENOM HANOVER	10	45.5m	14.1m (0)	16.0m (0)	2:07.65	28.76s	32.19s

Finish Position and metres gained

First Arrow shows distance gain/loss from 2nd Qtr to 3rd Qtr, Second Arrow shows distance gain/loss from 3rd Qtr to Finish
Blue arrow indicates best gain in these quarters.



Visual positions in race at 2nd Quarter

800



Visual positions in race at 3rd Quarter

400



Penrith Race 7 Distance 1720m

Thursday, 23 April 2026

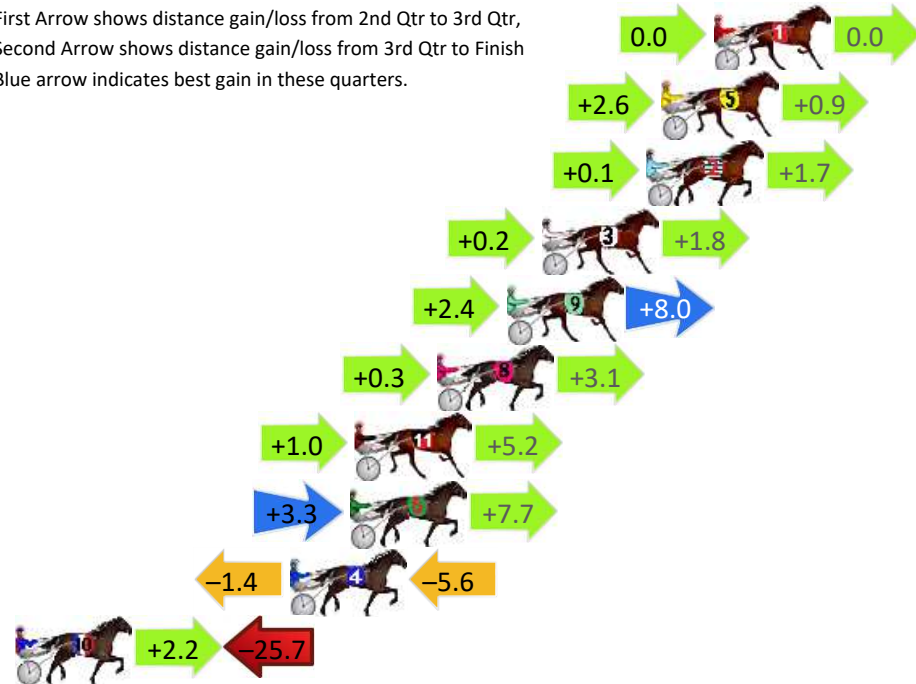
Gross Time: 2:08.10 MileRate: 1:59.80 LeadTime: 7.50s First Qtr: 30.60s Second Qtr: 30.90s Third Qtr: 28.90s Fourth Qtr: 30.20s

DATA TABLE: 800 / 400 Posi's are position from leader and (how wide the horse was at that position)

No	Horse	Plc	Mar	800 Posi	400 Posi	Time	3rd Qtr	4th Qt
1	HAV FUN WITH THAT	1	0.0m	0.0m (0)	0.0m (0)	2:08.10	28.90s	30.20s
5	TARAS TEMPTATION	2	2.1m	5.6m (1)	3.0m (1)	2:08.27	28.72s	30.15s
2	IM JUST SAYIN	3	2.7m	4.5m (0)	4.4m (0)	2:08.31	28.90s	30.09s
3	LETS FLY WITH ME	4	6.9m	8.9m (0)	8.7m (0)	2:08.65	28.90s	30.11s
9	TOLLSA KING	5	8.3m	18.7m (0)	16.3m (1)	2:08.76	28.76s	29.66s
8	BETTOR NOT SAID	6	11.1m	14.5m (0)	14.2m (0)	2:08.98	28.90s	30.04s
11	GRANGE REASON	7	14.4m	20.6m (1)	19.6m (2)	2:09.24	28.86s	29.90s
6	TARA JIM	8	14.6m	25.6m (1)	22.3m (0)	2:09.25	28.70s	29.71s
4	WICKED LEGEND	9	17.0m	10.0m (1)	11.4m (1)	2:09.44	29.02s	30.70s
10	BRACKEN CHIEF	10	38.8m	15.3m (1)	13.1m (2)	2:11.17	28.76s	32.31s

Finish Position and metres gained

First Arrow shows distance gain/loss from 2nd Qtr to 3rd Qtr, Second Arrow shows distance gain/loss from 3rd Qtr to Finish
Blue arrow indicates best gain in these quarters.



800

Visual positions in race at 2nd Quarter



400

Visual positions in race at 3rd Quarter

Penrith Race 8 Distance 2125m

Thursday, 23 April 2026


Gross Time: 2:37.80 MileRate: 1:59.50 LeadTime: 37.70s First Qtr: 29.80s Second Qtr: 29.30s Third Qtr: 30.00s Fourth Qtr: 31.00s

DATA TABLE: 800 / 400 Posi's are position from leader and (how wide the horse was at that position)

No	Horse	Plc	Mar	800 Posi	400 Posi	Time	3rd Qtr	4th Qt
6	HOT CRUISE CONTROL	1	0.0m	17.0m (1)	6.1m (2)	2:37.80	29.22s	30.54s
8	JOHNNY TANG	2	0.2m	12.9m (1)	2.1m (2)	2:37.82	29.22s	30.86s
5	GREY CADILLAC	3	3.0m	1.1m (1)	1.6m (1)	2:38.04	30.04s	31.12s
1	CARIBBEAN RUNA	4	4.0m	4.4m (0)	4.2m (0)	2:38.12	30.00s	31.00s
2	IMA SHINKANSEN	5	4.3m	8.8m (1)	10.3m (2)	2:38.15	30.14s	30.57s
10	CANTPLZA MALTEEZA	6	4.9m	12.4m (0)	12.1m (0)	2:38.20	30.02s	30.48s
3	HESAA LISTER	7	7.9m	0.0m (0)	0.0m (0)	2:38.44	30.00s	31.64s
7	STELLINA	8	9.0m	8.2m (0)	7.9m (0)	2:38.53	30.00s	31.13s
4	SHES A TRUE BLING	9	17.0m	5.0m (1)	6.3m (1)	2:39.18	30.12s	31.90s

Finish Position and metres gained

First Arrow shows distance gain/loss from 2nd Qtr to 3rd Qtr, Second Arrow shows distance gain/loss from 3rd Qtr to Finish Blue arrow indicates best gain in these quarters.



800

Visual positions in race at 2nd Quarter



400

Visual positions in race at 3rd Quarter



Penrith Race 9 Distance 1720m

Thursday, 23 April 2026

Gross Time: 2:06.50 MileRate: 1:58.40 LeadTime: 7.70s First Qtr: 30.00s Second Qtr: 29.90s Third Qtr: 29.70s Fourth Qtr: 29.20s

DATA TABLE: 800 / 400 Posi's are position from leader and (how wide the horse was at that position)

No	Horse	Plc	Mar	800 Posi	400 Posi	Time	3rd Qtr	4th Qt
8	TUAPEKA GOLD	1	0.0m	12.5m (0)	0.6m (1)	2:06.50	28.82s	29.16s
5	BE HAPPY LARRY	2	8.0m	28.2m (0)	10.4m (1)	2:07.11	28.38s	29.05s
6	FEROCIOUS LOVER	3	21.9m	0.0m (0)	0.0m (0)	2:08.18	29.70s	30.88s
4	KINGS CASTLE	4	31.7m	34.7m (0)	21.9m (0)	2:08.93	28.74s	30.03s
7	OUR SWEETHEART	5	32.6m	36.3m (1)	23.5m (1)	2:09.00	28.74s	29.98s
3	MAVERICK	6	33.2m	49.9m (0)	37.2m (0)	2:09.04	28.74s	29.02s
1	MEADOW RYDER	7	44.5m	8.1m (0)	8.8m (0)	2:09.91	29.74s	31.97s
2	AGOSTINO	8	49.2m	32.0m (1)	33.3m (1)	2:10.27	29.78s	30.53s

Finish Position and metres gained

