

Parkes Race 1 Distance 2040m

Friday, 24 April 2026


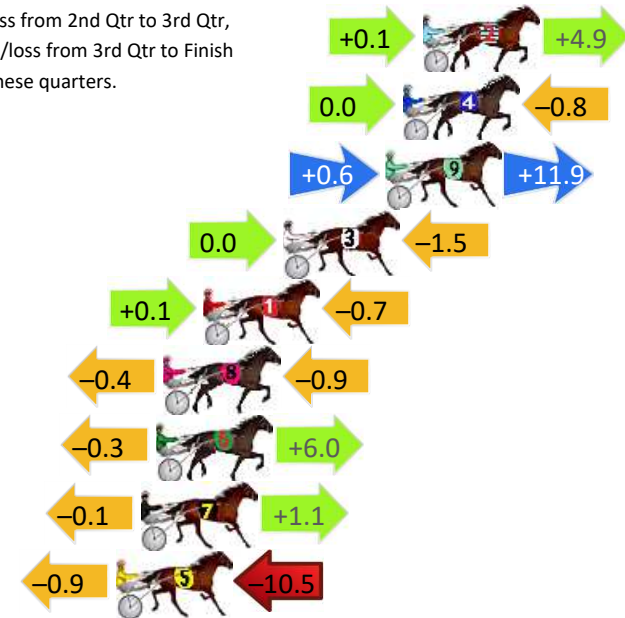
Gross Time: 2:34.70 MileRate: 2:02.00 LeadTime: 33.20s First Qtr: 32.30s Second Qtr: 29.60s Third Qtr: 29.40s Fourth Qtr: 30.20s

DATA TABLE: 800 / 400 Posi's are position from leader and (how wide the horse was at that position)


NoHorse	Plc	Mar	800 Posi	400 Posi	Time	3rd Qtr	4th Qt
2 CAPTAIN LLANFAIR	1	0.0m	5.0m (1)	4.9m (2)	2:34.70	29.39s	29.84s
4 TERRAGONG SWINGER	2	0.8m	0.0m (0)	0.0m (0)	2:34.76	29.40s	30.26s
9 STUDLEIGH STARLITE	3	1.5m	14.0m (1)	13.4m (1)	2:34.82	29.36s	29.33s
3 MARABELLE	4	5.6m	4.1m (0)	4.1m (0)	2:35.14	29.40s	30.34s
1 ULTIMATE COOKIE	5	8.8m	8.2m (0)	8.1m (0)	2:35.40	29.40s	30.30s
8 CHILLAX	6	10.4m	9.1m (1)	9.5m (2)	2:35.52	29.43s	30.32s
6 TULHURST ELVIS	7	10.7m	16.4m (0)	16.7m (0)	2:35.55	29.44s	29.81s
7 SURFIN AT MIDNIGHT	8	11.3m	12.3m (0)	12.4m (0)	2:35.59	29.42s	30.17s
5 ENZED FLYER	9	12.3m	0.9m (1)	1.8m (1)	2:35.67	29.46s	31.04s

Finish Position and metres gained

First Arrow shows distance gain/loss from 2nd Qtr to 3rd Qtr,
Second Arrow shows distance gain/loss from 3rd Qtr to Finish
Blue arrow indicates best gain in these quarters.



Visual positions in race at 2nd Quarter



Visual positions in race at 3rd Quarter



Parkes Race 2 Distance 2040m

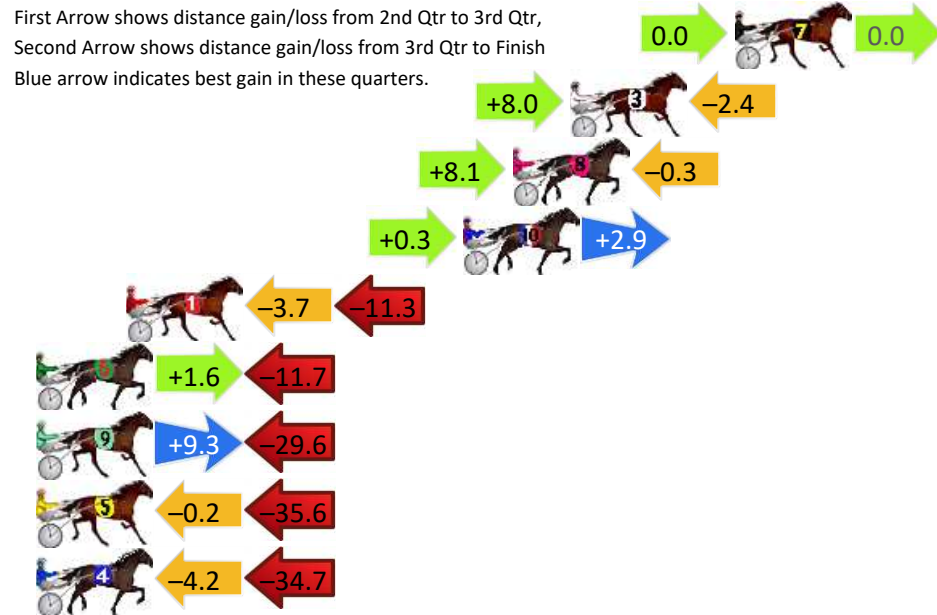
Friday, 24 April 2026

Gross Time: 2:33.00 MileRate: 2:00.70 LeadTime: 32.60s First Qtr: 31.70s Second Qtr: 29.10s Third Qtr: 30.20s Fourth Qtr: 29.40s

DATA TABLE: 800 / 400 Posi's are position from leader and (how wide the horse was at that position)

No	Horse	Plc	Mar	800 Posi	400 Posi	Time	3rd Qtr	4th Qt
7	SMOOTH CHAKRA	1	0.0m	0.0m (0)	0.0m (0)	2:33.00	30.20s	29.40s
3	ROCKNROLL BLING	2	6.6m	12.2m (1)	4.2m (1)	2:33.51	29.63s	29.60s
8	RIP ROCK	3	8.9m	16.7m (1)	8.6m (2)	2:33.69	29.64s	29.45s
10	MIDNIGHT CRIMES	4	10.9m	14.1m (0)	13.8m (2)	2:33.84	30.20s	29.22s
1	FLOYDY BOY	5	24.4m	9.4m (0)	13.1m (1)	2:34.88	30.49s	30.31s
6	SERGEANT PEE JAY	6	28.9m	18.8m (0)	17.2m (3)	2:35.23	30.11s	30.36s
9	SMOKING SHANNON	7	41.9m	21.6m (1)	12.3m (3)	2:36.23	29.55s	31.72s
5	TENEACHWAY	8	43.6m	7.8m (1)	8.0m (1)	2:36.36	30.22s	32.17s
4	TULHURST TOOT TOOT	9	43.9m	5.0m (0)	9.2m (0)	2:36.38	30.52s	32.10s

Finish Position and metres gained



800

Visual positions in race at 2nd Quarter



400

Visual positions in race at 3rd Quarter



Parkes Race 3 Distance 2040m

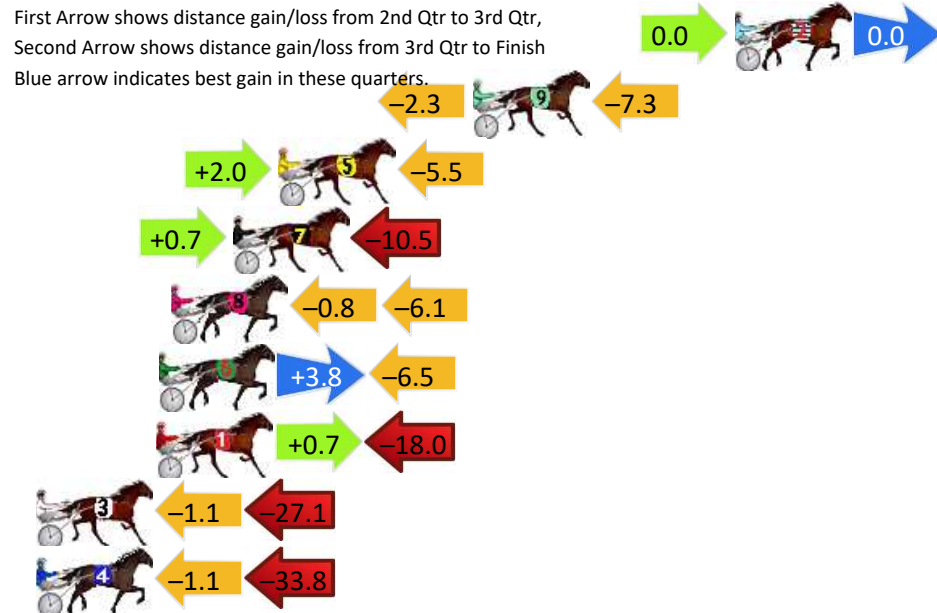
Friday, 24 April 2026

Gross Time: 2:33.50 MileRate: 2:01.10 LeadTime: 33.10s First Qtr: 32.40s Second Qtr: 29.30s Third Qtr: 28.80s Fourth Qtr: 29.90s

DATA TABLE: 800 / 400 Posi's are position from leader and (how wide the horse was at that position)

No	Horse	Plc	Mar	800 Posi	400 Posi	Time	3rd Qtr	4th Qt
2	FOX TROT	1	0.0m	0.0m (0)	0.0m (0)	2:33.50	28.80s	29.90s
9	BILLS SWAN SONG	2	10.5m	0.9m (1)	3.2m (1)	2:34.32	28.96s	30.49s
5	THE HEATS ON LEXY	3	18.3m	14.8m (0)	12.8m (1)	2:34.93	28.67s	30.40s
7	MAMMALS BLAZE	4	20.1m	10.3m (0)	9.6m (0)	2:35.07	28.76s	30.77s
8	CELEBRITY CRUISE	5	22.6m	15.7m (1)	16.5m (2)	2:35.27	28.88s	30.47s
6	JOHEMIAN	6	23.1m	20.4m (0)	16.6m (1)	2:35.31	28.55s	30.50s
1	SECRET REASON	7	23.2m	5.9m (0)	5.2m (0)	2:35.32	28.76s	31.34s
3	MONDO GLITZ	8	39.7m	11.5m (1)	12.6m (2)	2:36.61	28.89s	32.09s
4	HAPPY TULHURST	9	42.0m	7.1m (1)	8.2m (2)	2:36.79	28.90s	32.59s

Finish Position and metres gained



800

Visual positions in race at 2nd Quarter



400

Visual positions in race at 3rd Quarter



Parkes Race 4 Distance 2040m

Friday, 24 April 2026

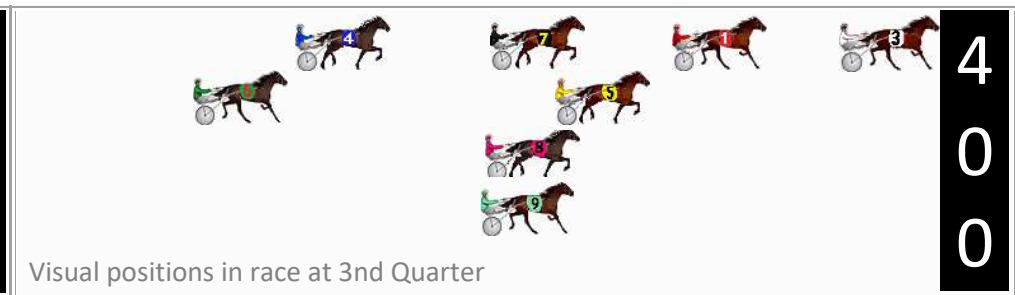


Gross Time: 2:31.80 MileRate: 1:59.70 LeadTime: 31.50s First Qtr: 31.40s Second Qtr: 29.00s Third Qtr: 28.90s Fourth Qtr: 31.00s

DATA TABLE: 800 / 400 Posi's are position from leader and (how wide the horse was at that position)

No	Horse	Plc	Mar	800 Posi	400 Posi	Time	3rd Qtr	4th Qt
3	PHANTOM STAR	1	0.0m	0.0m (0)	0.0m (0)	2:31.80	28.90s	31.00s
7	WHATABOUTBRONS ON	2	2.1m	16.4m (0)	14.0m (0)	2:31.97	28.76s	30.13s
1	CALM FRANCO	3	4.4m	5.3m (0)	6.7m (0)	2:32.16	29.02s	30.86s
8	JESSEJAMES SHANNON	4	13.5m	10.9m (1)	14.2m (2)	2:32.89	29.17s	31.03s
4	IRK MCGLURK	5	13.9m	24.8m (0)	21.8m (0)	2:32.93	28.74s	30.51s
9	GABBYS SPORTSTAR	6	21.4m	15.1m (1)	14.4m (3)	2:33.53	28.88s	31.66s
5	ROCK QUEEN	7	37.8m	6.2m (1)	11.4m (1)	2:34.86	29.30s	33.21s
6	THUNDAMENTAL	8	39.5m	19.6m (1)	25.9m (1)	2:35.00	29.42s	32.27s

Finish Position and metres gained

First Arrow shows distance gain/loss from 2nd Qtr to 3rd Qtr, Second Arrow shows distance gain/loss from 3rd Qtr to Finish
Blue arrow indicates best gain in these quarters.



Parkes Race 5 Distance 2040m

Friday, 24 April 2026


Gross Time: 2:34.10 MileRate: 2:01.50 LeadTime: 32.50s First Qtr: 32.20s Second Qtr: 31.20s Third Qtr: 29.30s Fourth Qtr: 28.90s

DATA TABLE: 800 / 400 Posi's are position from leader and (how wide the horse was at that position)

No	Horse	Plc	Mar	800 Posi	400 Posi	Time	3rd Qtr	4th Qt
1	HAZZA IS WATCHING	1	0.0m	5.0m (0)	4.6m (1)	2:34.10	29.27s	28.57s
7	KADAR	2	1.1m	9.3m (0)	8.9m (0)	2:34.18	29.26s	28.34s
8	DRIVE TO THE BEACH	3	1.4m	13.7m (0)	13.8m (0)	2:34.21	29.30s	28.01s
3	LOYOLA GOLF	4	8.2m	0.0m (0)	0.0m (0)	2:34.72	29.30s	29.52s
9	CARBAGANOOSH	5	9.3m	18.1m (0)	18.1m (1)	2:34.81	29.29s	28.30s
5	TULHURST TIMMY	6	11.0m	12.4m (1)	15.2m (2)	2:34.93	29.49s	28.63s
6	LETTYS REASON	7	21.0m	22.8m (0)	20.5m (2)	2:35.69	29.12s	29.01s
10	POTTER	8	23.6m	3.6m (1)	8.7m (1)	2:35.89	29.66s	30.06s
2	SHE MAYBE BETTOR	9	53.4m	8.0m (1)	14.0m (1)	2:38.15	29.72s	31.94s
4	EXCUSE TO COLLECT	10	62.6m	16.6m (1)	23.6m (1)	2:38.85	29.80s	31.94s

Finish Position and metres gained

First Arrow shows distance gain/loss from 2nd Qtr to 3rd Qtr, Second Arrow shows distance gain/loss from 3rd Qtr to Finish
Blue arrow indicates best gain in these quarters.



800

Visual positions in race at 2nd Quarter



400

Visual positions in race at 3rd Quarter



Parkes Race 6 Distance 1660m


Friday, 24 April 2026

Gross Time: 2:06.10 MileRate: 2:02.20 LeadTime: 4.00s First Qtr: 31.90s Second Qtr: 32.00s Third Qtr: 29.80s Fourth Qtr: 28.40s

DATA TABLE: 800 / 400 Posi's are position from leader and (how wide the horse was at that position)

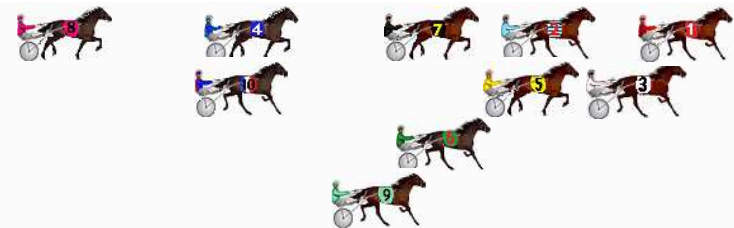
No	Horse	Plc	Mar	800 Posi	400 Posi	Time	3rd Qtr	4th Qt
1	SINFUL KISS	1	0.0m	0.0m (0)	0.0m (0)	2:06.10	29.80s	28.40s
2	DETANGLED	2	11.1m	4.1m (0)	5.5m (0)	2:06.93	29.90s	28.83s
7	LACEY CAKES	3	17.2m	8.6m (0)	10.2m (0)	2:07.38	29.90s	28.94s
5	BODELETOS	4	19.2m	7.4m (1)	6.2m (1)	2:07.53	29.70s	29.38s
3	MONSTER MINT	5	22.7m	3.0m (1)	2.1m (1)	2:07.79	29.73s	29.94s
6	HARVEYS TOOTH	6	28.2m	13.3m (1)	9.7m (2)	2:08.20	29.51s	29.80s
10	AARON MINT	7	28.2m	17.9m (1)	17.8m (1)	2:08.20	29.76s	29.21s
8	STUCKINAFENCE	8	33.3m	17.6m (0)	24.9m (0)	2:08.58	30.30s	29.08s
4	HOODLUM TURF	9	33.6m	13.5m (0)	17.4m (0)	2:08.61	30.06s	29.65s
9	BABY EL AY	10	40.1m	22.4m (0)	12.3m (3)	2:09.09	29.03s	30.50s

Finish Position and metres gained



800

Visual positions in race at 2nd Quarter



400

Visual positions in race at 3rd Quarter



Parkes Race 7 Distance 2040m

Friday, 24 April 2026

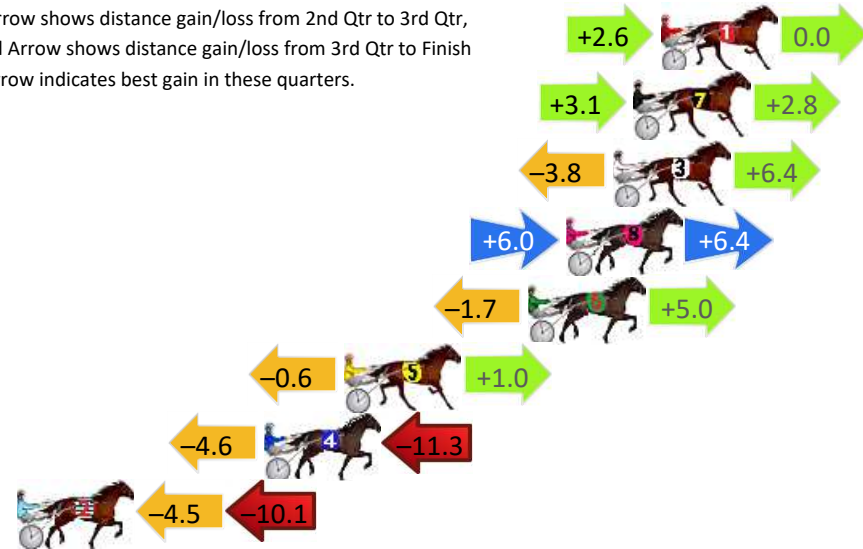
Gross Time: 2:35.10 MileRate: 2:02.40 LeadTime: 32.10s First Qtr: 31.60s Second Qtr: 32.00s Third Qtr: 28.90s Fourth Qtr: 30.50s

DATA TABLE: 800 / 400 Posi's are position from leader and (how wide the horse was at that position)

NoHorse	Plc	Mar	800 Posi	400 Posi	Time	3rd Qtr	4th Qt
1 SWEET SWEET TOOTH	1	0.0m	2.6m (1)	0.0m (0)	2:35.10	28.71s	30.50s
7 RONZEL SONNY	2	1.1m	7.0m (1)	3.9m (1)	2:35.19	28.68s	30.30s
3 JUST HOME GROWN	3	1.9m	4.5m (0)	8.3m (1)	2:35.25	29.19s	30.04s
8 REASON TO PARTY	4	3.8m	16.2m (1)	10.2m (3)	2:35.40	28.48s	30.05s
6 COUNTRY MAJOR	5	5.3m	8.6m (0)	10.3m (2)	2:35.52	29.04s	30.16s
5 PEAKSART	6	12.7m	13.1m (0)	13.7m (1)	2:36.11	28.97s	30.50s
4 SPEARHEAD	7	15.9m	0.0m (0)	4.6m (0)	2:36.37	29.24s	31.43s
2 DUSTY MUSTER	8	25.8m	11.2m (1)	15.7m (2)	2:37.16	29.26s	31.40s

Finish Position and metres gained

First Arrow shows distance gain/loss from 2nd Qtr to 3rd Qtr, Second Arrow shows distance gain/loss from 3rd Qtr to Finish
Blue arrow indicates best gain in these quarters.



8
0
0

Visual positions in race at 2nd Quarter



4
0
0

Visual positions in race at 3rd Quarter



Parkes Race 8 Distance 2040m

Friday, 24 April 2026

Gross Time: 2:34.80 MileRate: 2:02.10 LeadTime: 32.60s First Qtr: 30.80s Second Qtr: 30.20s Third Qtr: 30.40s Fourth Qtr: 30.80s

DATA TABLE: 800 / 400 Posi's are position from leader and (how wide the horse was at that position)

NoHorse	Plc	Mar	800 Posi	400 Posi	Time	3rd Qtr	4th Qt
2 GET UP BETTY	1	0.0m	9.7m (1)	6.7m (1)	2:34.80	30.18s	30.29s
3 MAGIC TULHURST	2	3.4m	5.4m (1)	2.5m (1)	2:35.07	30.18s	30.88s
4 DIAMOND BIKINI	3	6.3m	0.0m (0)	0.0m (0)	2:35.31	30.40s	31.31s
8 DESIDERIO	4	8.2m	4.8m (0)	5.0m (0)	2:35.46	30.42s	31.08s
6 MITTYS THREE ACES	5	8.5m	14.9m (0)	14.2m (0)	2:35.48	30.36s	30.40s
1 LAST FLITE	6	24.5m	9.3m (0)	10.3m (0)	2:36.77	30.48s	31.99s
5 SHEZ A WARRIOR	7	38.8m	15.3m (1)	12.0m (1)	2:37.93	30.16s	33.02s
7 CARIBBEAN PAT	8	304.3m	169.4m (0)	202.4m (0)	2:59.32	33.08s	39.92s

Finish Position and metres gained

