

Wagga Riverina Race 1 Distance 1740m

Friday, 24 April 2026


Gross Time: 2:04.90 MileRate: 1:55.60 LeadTime: 8.90s First Qtr: 29.50s Second Qtr: 29.50s Third Qtr: 27.70s Fourth Qtr: 29.30s

DATA TABLE: 800 / 400 Posi's are position from leader and (how wide the horse was at that position)


No	Horse	Plc	Mar	800 Posi	400 Posi	Time	3rd Qtr	4th Qt
6	FOR SIXES	1	0.0m	12.3m (1)	13.0m (2)	2:04.90	27.77s	28.38s
8	KYCORDEN	2	1.3m	0.0m (0)	0.0m (0)	2:05.00	27.70s	29.40s
3	BAYRIDGE TOMMY	3	3.8m	4.9m (0)	7.6m (0)	2:05.19	27.90s	29.05s
1	MAYBE JANIS	4	4.3m	10.2m (0)	12.7m (0)	2:05.23	27.90s	28.73s
9	EDDIETHELEGEND	5	12.0m	14.5m (0)	17.2m (0)	2:05.82	27.92s	29.00s
7	TINNYSMEDAD	6	17.5m	20.6m (0)	23.7m (0)	2:06.24	27.96s	28.96s
4	AMERICAM	7	23.0m	5.9m (1)	11.3m (1)	2:06.67	28.09s	30.27s
5	MORTLOCK	8	24.3m	23.1m (1)	20.1m (2)	2:06.77	27.53s	29.75s
2	MY ULTIMATE BRUNO	9	32.0m	18.1m (1)	20.1m (1)	2:07.36	27.87s	30.34s

Finish Position and metres gained

First Arrow shows distance gain/loss from 2nd Qtr to 3rd Qtr, Second Arrow shows distance gain/loss from 3rd Qtr to Finish. Blue arrow indicates best gain in these quarters.



Visual positions in race at 2nd Quarter



Visual positions in race at 3rd Quarter



Wagga Riverina Race 2 Distance 1740m

Friday, 24 April 2026


Gross Time: 2:05.40 MileRate: 1:56.00 LeadTime: 8.90s First Qtr: 29.00s Second Qtr: 28.80s Third Qtr: 29.50s Fourth Qtr: 29.20s

DATA TABLE: 800 / 400 Posi's are position from leader and (how wide the horse was at that position)

No	Horse	Plc	Mar	800 Posi	400 Posi	Time	3rd Qtr	4th Qt
10	LEWENDON	1	0.0m	14.6m (1)	9.6m (3)	2:05.40	29.15s	28.50s
2	ELLAVA PACER	2	3.2m	10.2m (1)	3.6m (2)	2:05.65	29.03s	29.19s
9	MODERN SHEEN	3	4.8m	8.1m (0)	8.2m (2)	2:05.77	29.52s	28.97s
6	BIDGEE BABE	4	6.0m	2.1m (1)	0.0m (1)	2:05.86	29.35s	29.66s
8	SHEZ BETTORS BABE	5	6.6m	18.4m (1)	12.9m (2)	2:05.91	29.12s	28.77s
7	SOPHIES SCOOTER	6	10.2m	12.6m (0)	11.0m (1)	2:06.18	29.40s	29.18s
3	KEAYANG LADYBUG	7	13.4m	6.5m (1)	4.4m (1)	2:06.43	29.35s	29.91s
4	ARKLOW	8	16.1m	16.5m (0)	11.0m (0)	2:06.63	29.12s	29.63s
5	JUNGLE SHARK	9	23.4m	0.0m (0)	0.6m (0)	2:07.19	29.54s	30.95s
1	SPORTS LINER	10	32.4m	4.2m (0)	5.5m (0)	2:07.88	29.60s	31.28s

Finish Position and metres gained

First Arrow shows distance gain/loss from 2nd Qtr to 3rd Qtr, Second Arrow shows distance gain/loss from 3rd Qtr to Finish Blue arrow indicates best gain in these quarters.



800

Visual positions in race at 2nd Quarter



400

Visual positions in race at 3rd Quarter



Wagga Riverina Race 3 Distance 1740m

Friday, 24 April 2026



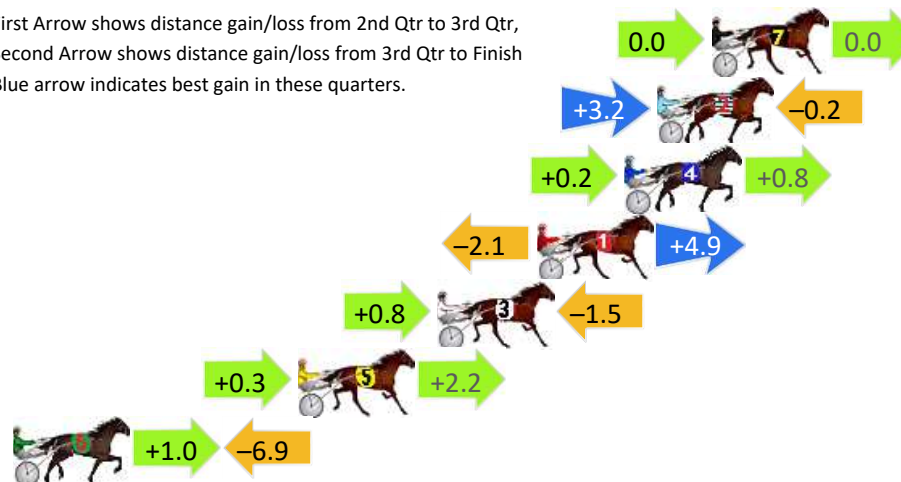
Gross Time: 2:04.80 MileRate: 1:55.40 LeadTime: 8.80s First Qtr: 29.80s Second Qtr: 30.50s Third Qtr: 27.00s Fourth Qtr: 28.70s

DATA TABLE: 800 / 400 Posi's are position from leader and (how wide the horse was at that position)

NoHorse	Plc	Mar	800 Posi	400 Posi	Time	3rd Qtr	4th Qt
7 LONESOME STRANGER	1	0.0m	0.0m (0)	0.0m (0)	2:04.80	27.00s	28.70s
2 POCKET DIAL	2	2.2m	5.2m (1)	2.0m (1)	2:04.97	26.79s	28.73s
4 LOCHINVAR CHANDON	3	3.5m	4.5m (0)	4.3m (0)	2:05.06	27.00s	28.66s
1 DARKOUTSIDER	4	7.0m	9.8m (0)	11.9m (0)	2:05.33	27.16s	28.41s
3 DANCING FLEUR	5	11.0m	10.3m (1)	9.5m (1)	2:05.63	26.97s	28.87s
5 MY MATE BUDDY	6	16.6m	19.1m (0)	18.8m (0)	2:06.05	27.02s	28.65s
6 SHUDDER	7	30.9m	25.0m (0)	24.0m (0)	2:07.13	26.98s	29.37s

Finish Position and metres gained

First Arrow shows distance gain/loss from 2nd Qtr to 3rd Qtr, Second Arrow shows distance gain/loss from 3rd Qtr to Finish
Blue arrow indicates best gain in these quarters.



Wagga Riverina Race 4 Distance 1740m

Friday, 24 April 2026


Gross Time: 2:02.00 MileRate: 1:52.80 LeadTime: 8.60s First Qtr: 28.10s Second Qtr: 29.80s Third Qtr: 27.90s Fourth Qtr: 27.60s

DATA TABLE: 800 / 400 Posi's are position from leader and (how wide the horse was at that position)

No	Horse	Plc	Mar	800 Posi	400 Posi	Time	3rd Qtr	4th Qt
5	SEASIDE BOULEVARD	1	0.0m	4.6m (0)	4.1m (0)	2:02.00	27.86s	27.32s
7	RACHELS LEGACY	2	1.5m	0.0m (0)	0.0m (0)	2:02.11	27.90s	27.71s
10	STEEL STRIDE	3	7.4m	11.1m (1)	7.0m (1)	2:02.54	27.61s	27.66s
1	MAGIC AS ALWAYS	4	9.2m	8.9m (0)	9.3m (0)	2:02.67	27.92s	27.63s
4	SWEET NICKY	5	14.0m	7.0m (1)	3.2m (1)	2:03.02	27.63s	28.40s
9	EMERGING DEAL	6	16.7m	13.6m (0)	13.6m (0)	2:03.21	27.90s	27.87s
11	WILLIAM AITCH	7	17.0m	16.8m (1)	11.0m (1)	2:03.23	27.49s	28.07s
6	WAYSAM	8	18.9m	17.9m (0)	18.9m (0)	2:03.37	27.96s	27.67s
8	TREBELLION	9	22.4m	21.9m (0)	21.8m (2)	2:03.63	27.88s	27.73s
3	SHOOBEE'S LOU	10	60.5m	22.0m (1)	19.7m (1)	2:06.39	27.73s	30.63s

Finish Position and metres gained

First Arrow shows distance gain/loss from 2nd Qtr to 3rd Qtr, Second Arrow shows distance gain/loss from 3rd Qtr to Finish
Blue arrow indicates best gain in these quarters.



800

Visual positions in race at 2nd Quarter



400

Visual positions in race at 3rd Quarter



Wagga Riverina Race 5 Distance 1740m


Friday, 24 April 2026

Gross Time: 2:04.10 MileRate: 1:54.80 LeadTime: 8.50s First Qtr: 28.60s Second Qtr: 30.10s Third Qtr: 28.60s Fourth Qtr: 28.30s

DATA TABLE: 800 / 400 Posi's are position from leader and (how wide the horse was at that position)

No	Horse	Plc	Mar	800 Posi	400 Posi	Time	3rd Qtr	4th Qt
7	SPRING DELIGHT	1	0.0m	0.0m (0)	0.0m (0)	2:04.10	28.60s	28.30s
10	MAGIC MATTEO	2	5.6m	10.0m (1)	6.8m (2)	2:04.52	28.37s	28.24s
8	HES A TERROR	3	9.6m	1.2m (1)	1.7m (1)	2:04.81	28.63s	28.89s
4	BETTERTHANTHEBOYZ	4	11.5m	3.7m (0)	4.0m (0)	2:04.96	28.62s	28.88s
6	ALL SO SASSY	5	11.9m	19.0m (1)	14.1m (1)	2:04.98	28.25s	28.18s
3	GLAMOUR FOX	6	15.7m	18.3m (0)	18.7m (0)	2:05.27	28.62s	28.15s
9	FIFTYSHADESOFHAY	7	15.9m	15.0m (1)	11.9m (2)	2:05.28	28.37s	28.64s
5	MAGIC SHOOS	8	22.7m	5.5m (1)	5.7m (1)	2:05.79	28.61s	29.59s
1	LIFE GETS BETTER	9	26.8m	7.6m (0)	8.2m (0)	2:06.09	28.64s	29.71s
2	KARDESLER	10	43.9m	12.7m (0)	13.6m (0)	2:07.36	28.66s	30.60s

Finish Position and metres gained



800

Visual positions in race at 2nd Quarter



400

Visual positions in race at 3rd Quarter



Wagga Riverina Race 6 Distance 1740m

Friday, 24 April 2026


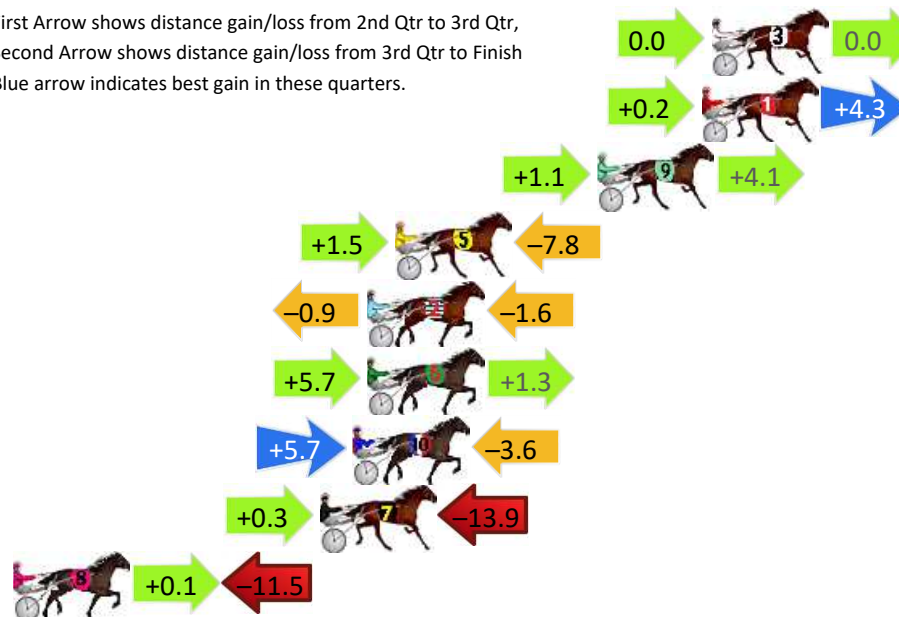
Gross Time: 2:05.30 MileRate: 1:55.90 LeadTime: 8.60s First Qtr: 30.20s Second Qtr: 31.10s Third Qtr: 28.05s Fourth Qtr: 27.35s

DATA TABLE: 800 / 400 Posi's are position from leader and (how wide the horse was at that position)

NoHorse	Plc	Mar	800 Posi	400 Posi	Time	3rd Qtr	4th Qt
3 UNCLE TREV	1	0.0m	0.0m (0)	0.0m (0)	2:05.30	28.05s	27.35s
1 CORZAN DRAMA	2	0.4m	4.9m (0)	4.7m (0)	2:05.33	28.03s	27.06s
9 MILLWOOD GRACE	3	4.6m	9.8m (0)	8.7m (0)	2:05.63	27.97s	27.08s
5 SIGNIFICANT LAZ	4	12.7m	6.4m (1)	4.9m (2)	2:06.21	27.94s	27.92s
2 FRESKOS ART	5	13.8m	11.3m (1)	12.2m (1)	2:06.29	28.10s	27.50s
6 CAPITALISM	6	13.8m	20.8m (1)	15.1m (2)	2:06.29	27.64s	27.30s
10 GOODTIME JAZZI	7	14.4m	16.5m (1)	10.8m (2)	2:06.34	27.64s	27.65s
7 THATS THE ATTITUDE	8	15.7m	2.1m (1)	1.8m (1)	2:06.43	28.02s	28.36s
8 CHANCETOWIN	9	31.5m	20.1m (0)	20.0m (0)	2:07.57	28.03s	28.24s

Finish Position and metres gained

First Arrow shows distance gain/loss from 2nd Qtr to 3rd Qtr, Second Arrow shows distance gain/loss from 3rd Qtr to Finish
Blue arrow indicates best gain in these quarters.



800

Visual positions in race at 2nd Quarter



400

Visual positions in race at 3rd Quarter



Wagga Riverina Race 7 Distance 1740m

Friday, 24 April 2026


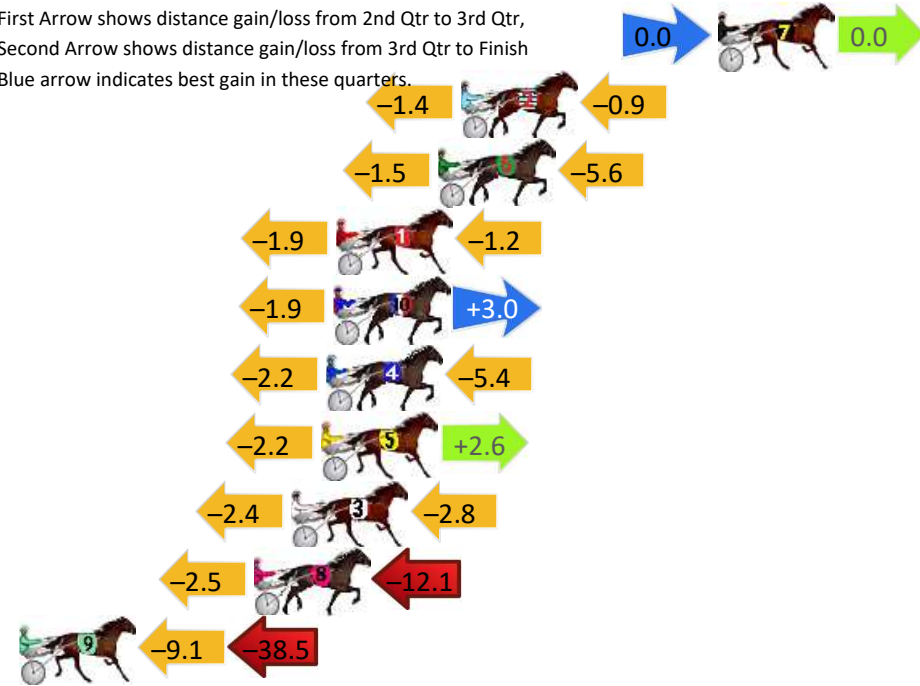
Gross Time: 2:01.00 MileRate: 1:51.90 LeadTime: 8.80s First Qtr: 28.50s Second Qtr: 28.90s Third Qtr: 27.30s Fourth Qtr: 27.50s

DATA TABLE: 800 / 400 Posi's are position from leader and (how wide the horse was at that position)

No	Horse	Plc	Mar	800 Posi	400 Posi	Time	3rd Qtr	4th Qt
7	REWATCH	1	0.0m	0.0m (0)	0.0m (0)	2:01.00	27.30s	27.50s
2	BUBBY TO BASE	2	10.3m	8.0m (0)	9.4m (0)	2:01.75	27.40s	27.61s
6	LE BETTY	3	11.2m	4.1m (0)	5.6m (0)	2:01.81	27.40s	27.93s
1	TREACHEROUS BELLE	4	15.3m	12.2m (0)	14.1m (0)	2:02.11	27.43s	27.65s
10	VIEW THE ART	5	15.4m	16.5m (0)	18.4m (0)	2:02.11	27.43s	27.36s
4	NORMS LADY	6	15.7m	8.1m (1)	10.3m (1)	2:02.14	27.45s	27.94s
5	IM ALRITE	7	15.9m	16.3m (1)	18.5m (1)	2:02.15	27.45s	27.39s
3	THE GOLDEN HOOK	8	17.1m	11.9m (1)	14.3m (1)	2:02.24	27.46s	27.77s
8	JOETOMO	9	18.6m	4.0m (1)	6.5m (1)	2:02.35	27.47s	28.41s
9	DANIBOY	10	115.4m	67.8m (0)	76.9m (0)	2:09.35	27.94s	30.61s

Finish Position and metres gained

First Arrow shows distance gain/loss from 2nd Qtr to 3rd Qtr, Second Arrow shows distance gain/loss from 3rd Qtr to Finish
Blue arrow indicates best gain in these quarters.



Wagga Riverina Race 8 Distance 1740m

Friday, 24 April 2026



Gross Time: 2:02.90 MileRate: 1:53.70 LeadTime: 8.80s First Qtr: 29.50s Second Qtr: 29.10s Third Qtr: 27.40s Fourth Qtr: 28.10s

DATA TABLE: 800 / 400 Posi's are position from leader and (how wide the horse was at that position)

NoHorse	Plc	Mar	800 Posi	400 Posi	Time	3rd Qtr	4th Qt
1 SCHEMING	1	0.0m	4.4m (0)	3.9m (0)	2:02.90	27.37s	27.83s
4 SHADES OF MIKI	2	2.0m	19.8m (1)	14.2m (2)	2:03.05	27.03s	27.27s
5 SEASIDE DELIGHT	3	2.0m	6.3m (1)	5.5m (2)	2:03.05	27.35s	27.87s
2 VIN NUMBER	4	2.1m	0.0m (0)	0.0m (0)	2:03.06	27.40s	28.26s
7 SPORTY DANCER	5	2.3m	14.8m (1)	10.7m (1)	2:03.07	27.13s	27.53s
10 BAXTER RED	6	3.0m	10.7m (1)	6.7m (3)	2:03.12	27.13s	27.86s
6 MIKIBEQUICK	7	3.8m	1.9m (1)	1.2m (1)	2:03.18	27.35s	28.30s
9 ROCKANDANCE	8	4.8m	8.5m (0)	7.8m (0)	2:03.25	27.36s	27.91s
3 SCARED STIFF	9	6.8m	12.9m (0)	11.9m (0)	2:03.40	27.34s	27.78s

Finish Position and metres gained

First Arrow shows distance gain/loss from 2nd Qtr to 3rd Qtr, Second Arrow shows distance gain/loss from 3rd Qtr to Finish
Blue arrow indicates best gain in these quarters.



800

Visual positions in race at 2nd Quarter



400

Visual positions in race at 3rd Quarter



Sectional Analysis Software
Not just form | Free Trial



RISE Digital, Harness Racing Australia nor the provider accepts any responsibility for the completeness or accuracy of any of the information contained herein, and makes no representations about its suitability for any particular purpose. Users should make their own judgements about those matters and/or seek independent advice. You assume all risks associated with use of data provided on this page

www.facebook.com/PJHarnessRacing