

Menangle Race 1 Distance 1609m

Saturday, 25 April 2026


Gross Time: 1:49.80 MileRate: 1:49.80 LeadTime: 0.00s First Qtr: 26.80s Second Qtr: 28.30s Third Qtr: 27.40s Fourth Qtr: 27.30s

DATA TABLE: 800 / 400 Posi's are position from leader and (how wide the horse was at that position)

No	Horse	Plc	Mar	800 Posi	400 Posi	Time	3rd Qtr	4th Qt
7	NERANO	1	0.0m	14.2m (1)	14.5m (2)	1:49.80	27.42s	26.31s
6	RIPP	2	0.1m	5.7m (1)	6.3m (2)	1:49.81	27.44s	26.88s
10	JILLIBY NITRO	3	7.5m	22.1m (1)	22.2m (2)	1:50.34	27.40s	26.33s
5	CLASSIC MISSION	4	8.7m	0.0m (0)	0.0m (0)	1:50.43	27.40s	27.93s
9	CAPTAIN BELLASARIO	5	9.3m	18.0m (1)	18.4m (2)	1:50.47	27.42s	26.72s
3	UNFAZED	6	11.2m	12.9m (0)	13.0m (0)	1:50.60	27.40s	27.22s
1	CYA ART	7	13.3m	8.2m (0)	8.8m (0)	1:50.76	27.44s	27.66s
4	KANENA PROVLIMA	8	13.4m	10.1m (1)	10.7m (2)	1:50.76	27.44s	27.54s
2	BETTERTHANCASH	9	15.8m	4.1m (0)	4.1m (0)	1:50.94	27.40s	28.16s
8	MIKI PINS	10	21.9m	1.6m (1)	1.7m (1)	1:51.37	27.41s	28.76s

Finish Position and metres gained

First Arrow shows distance gain/loss from 2nd Qtr to 3rd Qtr, Second Arrow shows distance gain/loss from 3rd Qtr to Finish
Blue arrow indicates best gain in these quarters.



800

Visual positions in race at 2nd Quarter



400

Visual positions in race at 3rd Quarter



Menangle Race 2 Distance 2300m

Saturday, 25 April 2026


Gross Time: 2:43.90 MileRate: 1:54.70 LeadTime: 50.30s First Qtr: 29.70s Second Qtr: 29.40s Third Qtr: 27.90s Fourth Qtr: 26.60s

DATA TABLE: 800 / 400 Posi's are position from leader and (how wide the horse was at that position)

NoHorse	Plc	Mar	800 Posi	400 Posi	Time	3rd Qtr	4th Qt
7 DANCE WITH CARMER	1	0.0m	0.0m (0)	0.0m (0)	2:43.90	27.90s	26.60s
11 PICCADILLY PETE	2	12.0m	9.6m (1)	7.9m (1)	2:44.74	27.77s	26.91s
9 HUGO MAGUIRE	3	12.5m	5.0m (1)	3.8m (1)	2:44.78	27.81s	27.22s
10 RAVISHING SLOY	4	12.5m	13.7m (1)	12.0m (1)	2:44.78	27.77s	26.66s
2 DOUBLE FEAR	5	13.7m	8.1m (0)	8.9m (0)	2:44.86	27.94s	26.96s
6 DOUBLE ACT	6	14.6m	4.0m (0)	5.0m (0)	2:44.92	27.96s	27.28s
1 MIKI BE GOOD	7	15.4m	17.7m (1)	16.2m (1)	2:44.98	27.77s	26.59s
8 FORCE FULL	8	15.9m	21.1m (0)	22.7m (1)	2:45.02	27.97s	26.18s
3 PROMISING	9	16.0m	12.1m (0)	13.6m (0)	2:45.02	27.98s	26.80s
4 MICHAYWEY	10	16.4m	16.7m (0)	17.7m (0)	2:45.05	27.94s	26.55s

Finish Position and metres gained

First Arrow shows distance gain/loss from 2nd Qtr to 3rd Qtr, Second Arrow shows distance gain/loss from 3rd Qtr to Finish
Blue arrow indicates best gain in these quarters.



800

Visual positions in race at 2nd Quarter



400

Visual positions in race at 3rd Quarter

Menangle Race 3 Distance 2300m

Saturday, 25 April 2026


Gross Time: 2:43.00 MileRate: 1:54.10 LeadTime: 47.60s First Qtr: 31.00s Second Qtr: 28.80s Third Qtr: 27.30s Fourth Qtr: 28.30s

DATA TABLE: 800 / 400 Posi's are position from leader and (how wide the horse was at that position)

No	Horse	Plc	Mar	800 Posi	400 Posi	Time	3rd Qtr	4th Qt
2	LAYDEN	1	0.0m	8.6m (0)	8.6m (1)	2:43.00	27.31s	27.71s
9	BARTELLO	2	6.5m	11.9m (1)	5.3m (2)	2:43.48	26.86s	28.42s
3	MR TEDDY	3	8.0m	0.0m (0)	0.0m (0)	2:43.59	27.30s	28.89s
8	COLOSSAL HOPE	4	8.5m	4.1m (0)	4.4m (0)	2:43.63	27.32s	28.63s
6	BLACKJACK BART	5	9.1m	3.4m (1)	17.9m (1)	2:43.68	28.31s	27.74s
5	IDEAL MARQUESS	6	10.1m	16.3m (1)	10.0m (2)	2:43.75	26.88s	28.36s
7	DOUBLE IT HARRY	7	13.3m	7.5m (1)	12.7m (1)	2:43.99	27.67s	28.41s
1	MIKI COHEN	8	13.9m	12.7m (0)	15.4m (3)	2:44.03	27.50s	28.27s
10	ULTIMATE BIRD	9	25.7m	6.1m (2)	1.7m (1)	2:44.91	27.00s	30.10s

Finish Position and metres gained

First Arrow shows distance gain/loss from 2nd Qtr to 3rd Qtr, Second Arrow shows distance gain/loss from 3rd Qtr to Finish
Blue arrow indicates best gain in these quarters.



800

Visual positions in race at 2nd Quarter



400

Visual positions in race at 3rd Quarter

Menangle Race 4 Distance 1609m

Saturday, 25 April 2026




Gross Time: 1:50.90 MileRate: 1:50.90 LeadTime: 0.00s First Qtr: 26.50s Second Qtr: 29.80s Third Qtr: 27.20s Fourth Qtr: 27.50s

DATA TABLE: 800 / 400 Posi's are position from leader and (how wide the horse was at that position)

No	Horse	Plc	Mar	800 Posi	400 Posi	Time	3rd Qtr	4th Qt
3	SWEET ON LEXY	1	0.0m	5.5m (1)	0.2m (1)	1:50.90	26.85s	27.49s
4	FRANCO NOVELIST	2	2.4m	14.3m (1)	8.4m (2)	1:51.07	26.80s	27.11s
5	MAJOR ART	3	5.4m	0.0m (0)	0.0m (0)	1:51.29	27.20s	27.89s
6	GOLDEN TRIBE	4	7.8m	8.9m (0)	9.4m (0)	1:51.46	27.24s	27.42s
2	CAPTAIN BART	5	11.1m	9.9m (1)	6.7m (1)	1:51.70	26.99s	27.85s
9	BALTUSROL	6	11.6m	22.8m (0)	18.7m (2)	1:51.74	26.93s	27.07s
7	RED SAPPHIRE	7	11.9m	19.1m (1)	14.5m (2)	1:51.76	26.90s	27.37s
11	HEIDSIECK	8	15.8m	18.1m (0)	17.1m (0)	1:52.04	27.14s	27.48s
1	RAYS REDEMPTION	9	18.9m	13.6m (0)	13.5m (1)	1:52.27	27.19s	27.95s
10	FOXFIRE EASTON	10	23.3m	4.7m (0)	5.3m (0)	1:52.59	27.24s	28.83s

Finish Position and metres gained

First Arrow shows distance gain/loss from 2nd Qtr to 3rd Qtr, Second Arrow shows distance gain/loss from 3rd Qtr to Finish
Blue arrow indicates best gain in these quarters.



Menangle Race 5 Distance 1609m

Saturday, 25 April 2026

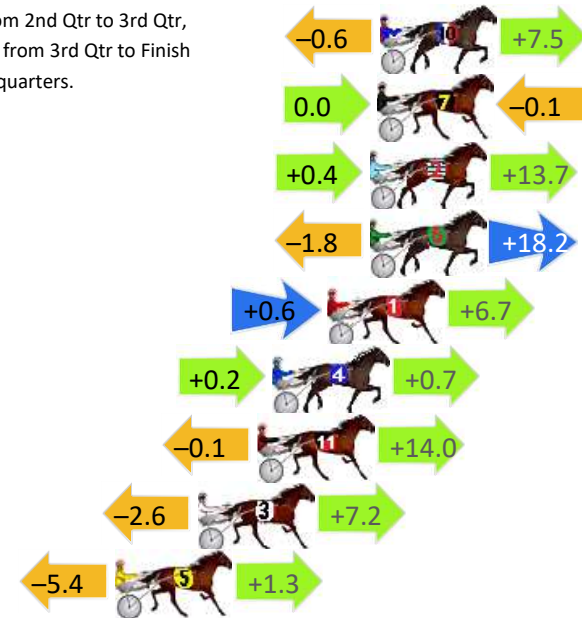
Gross Time: 1:50.60 MileRate: 1:50.60 LeadTime: 0.00s First Qtr: 26.60s Second Qtr: 28.90s Third Qtr: 26.60s Fourth Qtr: 28.40s

DATA TABLE: 800 / 400 Posi's are position from leader and (how wide the horse was at that position)

No	Horse	Plc	Mar	800 Posi	400 Posi	Time	3rd Qtr	4th Qt
10	EYE KEEP SMILING	1	0.0m	6.9m (2)	7.5m (1)	1:50.60	26.66s	27.89s
7	TOKYO ROSE	2	0.1m	0.0m (0)	0.0m (0)	1:50.61	26.60s	28.41s
2	WICKED CONFESSION	3	0.4m	14.5m (0)	14.1m (0)	1:50.63	26.60s	27.47s
6	LUX AETERNA	4	0.4m	16.8m (1)	18.6m (2)	1:50.63	26.76s	27.16s
1	SMIRKIN SERENE	5	2.1m	9.4m (0)	8.8m (0)	1:50.76	26.58s	27.96s
4	POST PAINTER	6	4.3m	5.2m (0)	5.0m (0)	1:50.92	26.60s	28.38s
11	ISTHISJUSTFANTASY	7	4.9m	18.8m (0)	18.9m (1)	1:50.97	26.65s	27.47s
3	COOL AND CLASSY	8	7.3m	11.9m (1)	14.5m (2)	1:51.14	26.80s	27.96s
5	SUGAR PIE HONEY	9	10.6m	6.5m (1)	11.9m (1)	1:51.39	26.99s	28.38s

Finish Position and metres gained

First Arrow shows distance gain/loss from 2nd Qtr to 3rd Qtr, Second Arrow shows distance gain/loss from 3rd Qtr to Finish. Blue arrow indicates best gain in these quarters.



800

Visual positions in race at 2nd Quarter



400

Visual positions in race at 3rd Quarter



Menangle Race 6 Distance 1609m

Saturday, 25 April 2026


Gross Time: 1:50.90 MileRate: 1:50.90 LeadTime: 0.00s First Qtr: 25.90s Second Qtr: 29.80s Third Qtr: 28.50s Fourth Qtr: 26.70s

DATA TABLE: 800 / 400 Posi's are position from leader and (how wide the horse was at that position)

No	Horse	Plc	Mar	800 Posi	400 Posi	Time	3rd Qtr	4th Qt
5	WILLOWS GIRL	1	0.0m	4.5m (0)	4.1m (0)	1:50.90	28.46s	26.42s
6	RIPPLES	2	0.5m	0.0m (0)	0.0m (0)	1:50.94	28.50s	26.74s
10	ALWAYSBJOY	3	4.9m	21.9m (1)	9.7m (2)	1:51.24	27.62s	26.38s
1	ZEEZEEZOOM	4	9.0m	8.5m (0)	8.2m (0)	1:51.53	28.46s	26.77s
2	STAR TO FALL	5	9.6m	13.0m (0)	11.6m (1)	1:51.58	28.37s	26.58s
4	ELEGANT STRIDE	6	9.8m	16.9m (0)	16.0m (1)	1:51.59	28.39s	26.30s
7	ENOLA	7	12.7m	17.9m (1)	6.3m (1)	1:51.79	27.67s	27.16s
11	YIRRADIVA	8	12.8m	26.4m (1)	14.4m (2)	1:51.80	27.62s	26.61s
8	PERFECTDELIGHT	9	17.4m	14.0m (1)	2.5m (1)	1:52.12	27.69s	27.75s
3	STRIPES	10	20.3m	21.5m (0)	18.5m (2)	1:52.33	28.25s	26.86s


Finish Position and metres gained

First Arrow shows distance gain/loss from 2nd Qtr to 3rd Qtr, Second Arrow shows distance gain/loss from 3rd Qtr to Finish
Blue arrow indicates best gain in these quarters.



800

Visual positions in race at 2nd Quarter



400

Visual positions in race at 3rd Quarter



Menangle Race 7 Distance 1609m

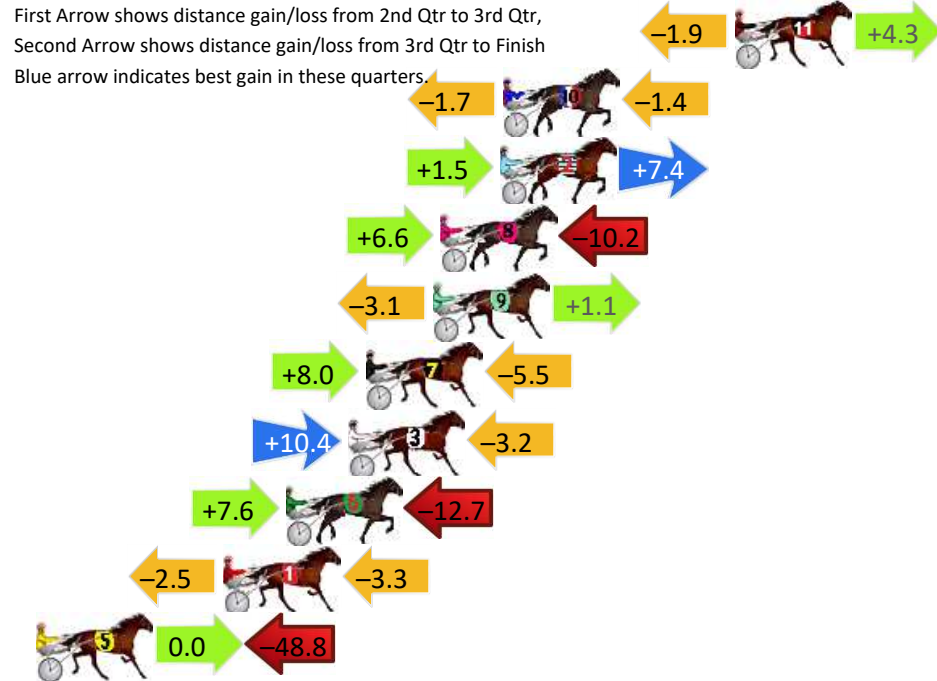
Saturday, 25 April 2026

Gross Time: 1:52.70 MileRate: 1:52.70 LeadTime: 0.00s First Qtr: 26.50s Second Qtr: 29.30s Third Qtr: 29.70s Fourth Qtr: 27.20s

DATA TABLE: 800 / 400 Posi's are position from leader and (how wide the horse was at that position)

No	Horse	Plc	Mar	800 Posi	400 Posi	Time	3rd Qtr	4th Qt
11	ARK SEA	1	0.0m	2.4m (0)	4.3m (0)	1:52.70	29.83s	26.90s
10	BEACHBABE CROCKER	2	9.3m	6.2m (0)	7.9m (0)	1:53.37	29.81s	27.31s
2	KEAYANG PASSION	3	9.4m	18.3m (0)	16.8m (2)	1:53.37	29.56s	26.69s
8	ONE MORE REASON	4	11.8m	8.2m (1)	1.6m (1)	1:53.55	29.21s	27.93s
9	WHERE'S MY REASON	5	12.1m	10.1m (0)	13.2m (1)	1:53.57	29.90s	27.13s
7	WHITBYS DELIGHT	6	14.8m	17.3m (1)	9.3m (1)	1:53.76	29.09s	27.61s
3	THREETWONINE	7	15.5m	22.7m (0)	12.3m (2)	1:53.81	28.92s	27.44s
6	CYCLONE JENNI	8	18.0m	12.9m (1)	5.3m (1)	1:53.99	29.13s	28.12s
1	DISCERNMENT	9	20.5m	14.7m (0)	17.2m (1)	1:54.17	29.84s	27.45s
5	HAVTIMETODREAM	10	48.8m	0.0m (1)	0.0m (0)	1:56.20	29.70s	30.70s

Finish Position and metres gained



800

Visual positions in race at 2nd Quarter



400

Visual positions in race at 3rd Quarter



Menangle Race 8 Distance 1609m

Saturday, 25 April 2026


Gross Time: 1:50.20 MileRate: 1:50.20 LeadTime: 0.00s First Qtr: 26.70s Second Qtr: 29.10s Third Qtr: 27.90s Fourth Qtr: 26.50s

DATA TABLE: 800 / 400 Posi's are position from leader and (how wide the horse was at that position)

No	Horse	Plc	Mar	800 Posi	400 Posi	Time	3rd Qtr	4th Qt
10	ARRHYTHMIA	1	0.0m	0.0m (0)	0.0m (0)	1:50.20	27.90s	26.50s
2	SENSES	2	4.5m	9.2m (0)	8.9m (0)	1:50.51	27.86s	26.21s
6	FAKE FRIENDS	3	10.8m	4.6m (0)	4.4m (0)	1:50.95	27.88s	26.95s
1	AMYLEE	4	11.3m	13.9m (0)	13.0m (0)	1:50.99	27.82s	26.41s
4	DEVIOUS MINDS	5	16.9m	18.5m (0)	18.0m (1)	1:51.38	27.83s	26.47s
11	IMA BOOTY SHAKER	6	17.2m	22.5m (0)	22.4m (1)	1:51.40	27.85s	26.19s
8	ROCKNROLL WILLOW	7	19.1m	21.5m (1)	16.4m (2)	1:51.53	27.52s	26.73s
5	SWIFT CODE	8	24.3m	11.9m (1)	6.1m (1)	1:51.90	27.49s	27.78s
3	APPLAUDING	9	27.2m	16.6m (1)	11.5m (1)	1:52.10	27.53s	27.63s
9	COCOS DESIRE	10	27.4m	25.8m (1)	21.3m (3)	1:52.11	27.55s	26.97s

Finish Position and metres gained

First Arrow shows distance gain/loss from 2nd Qtr to 3rd Qtr, Second Arrow shows distance gain/loss from 3rd Qtr to Finish
Blue arrow indicates best gain in these quarters.



800

Visual positions in race at 2nd Quarter



400

Visual positions in race at 3rd Quarter



Menangle Race 9 Distance 1609m

Saturday, 25 April 2026


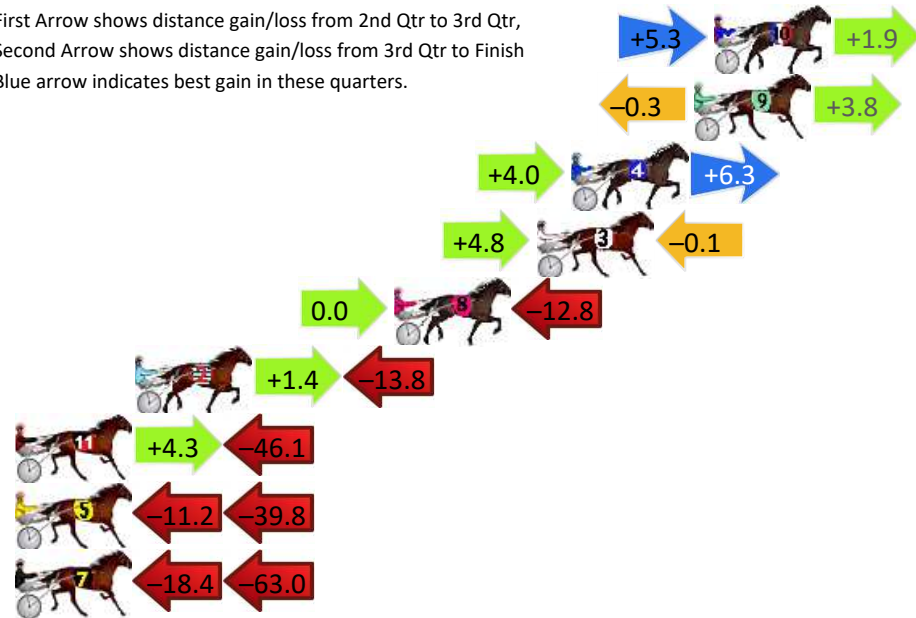
Gross Time: 1:52.90 MileRate: 1:52.90 LeadTime: 0.00s First Qtr: 27.40s Second Qtr: 29.00s Third Qtr: 28.30s Fourth Qtr: 28.20s

DATA TABLE: 800 / 400 Posi's are position from leader and (how wide the horse was at that position)

NoHorse	Plc	Mar	800 Posi	400 Posi	Time	3rd Qtr	4th Qt
10 CONSTANTINOPLE	1	0.0m	7.2m (1)	1.9m (1)	1:52.90	27.93s	28.07s
9 IMPERIAL MONARCH	2	0.8m	4.3m (0)	4.6m (0)	1:52.96	28.32s	27.94s
4 KYVALLEY MAVEN	3	5.7m	16.0m (1)	12.0m (3)	1:53.32	28.01s	27.78s
3 I AM HELLBOUND	4	7.1m	11.8m (1)	7.0m (2)	1:53.43	27.96s	28.24s
8 SPEEDY LOVER	5	12.8m	0.0m (0)	0.0m (0)	1:53.85	28.30s	29.15s
2 SUNNY GEE	6	23.2m	10.8m (0)	9.4m (0)	1:54.62	28.20s	29.26s
11 WATTS UP PARTYTIME	7	62.1m	20.3m (1)	16.0m (3)	1:57.50	27.99s	31.68s
5 SHEETWEB WEAVER	8	118.4m	67.4m (0)	78.6m (0)	2:01.67	29.08s	31.45s
7 RAKERO BLAZE	9	185.7m	104.3m (0)	122.7m (0)	2:06.66	29.58s	33.34s

Finish Position and metres gained

First Arrow shows distance gain/loss from 2nd Qtr to 3rd Qtr, Second Arrow shows distance gain/loss from 3rd Qtr to Finish
Blue arrow indicates best gain in these quarters.



Menangle Race 10 Distance 1609m

Saturday, 25 April 2026

Gross Time: 1:52.30 MileRate: 1:52.30 LeadTime: 0.00s First Qtr: 27.50s Second Qtr: 29.30s Third Qtr: 27.90s Fourth Qtr: 27.60s

DATA TABLE: 800 / 400 Posi's are position from leader and (how wide the horse was at that position)

No	Horse	Plc	Mar	800 Posi	400 Posi	Time	3rd Qtr	4th Qt
9	PEACE OUT	1	0.0m	15.7m (1)	10.9m (2)	1:52.30	27.56s	26.85s
8	MISSAUDACIOUS	2	0.1m	11.9m (1)	6.6m (1)	1:52.31	27.53s	27.15s
10	NAMAKA	3	2.5m	19.4m (1)	15.1m (3)	1:52.48	27.59s	26.74s
11	GIPSY PRINCESS	4	6.2m	23.2m (1)	18.9m (3)	1:52.75	27.59s	26.75s
7	FARFALLA STRIDE	5	6.2m	4.0m (0)	4.1m (0)	1:52.75	27.90s	27.77s
2	WHERE BACK	6	7.2m	8.1m (0)	7.5m (0)	1:52.82	27.86s	27.60s
3	CLARA ROCKS	7	14.6m	11.8m (0)	11.6m (0)	1:53.36	27.88s	27.86s
4	FE FE ON FIRE	8	14.8m	7.6m (1)	2.8m (1)	1:53.37	27.57s	28.48s
5	ISLA ROCHELLE	9	17.2m	0.0m (0)	0.0m (0)	1:53.55	27.90s	28.85s
1	CHARLIES ACE	10	18.8m	15.6m (0)	15.7m (0)	1:53.67	27.90s	27.89s

Finish Position and metres gained

First Arrow shows distance gain/loss from 2nd Qtr to 3rd Qtr, Second Arrow shows distance gain/loss from 3rd Qtr to Finish
Blue arrow indicates best gain in these quarters.

