

# Coolamon Race 1 Distance 1760m

Sunday, 26 April 2026


Gross Time: 2:10.60 MileRate: 1:59.40 LeadTime: 10.40s First Qtr: 31.40s Second Qtr: 29.20s Third Qtr: 30.30s Fourth Qtr: 29.30s

DATA TABLE: 800 / 400 Posi's are position from leader and (how wide the horse was at that position)

No	Horse	Plc	Mar	800 Posi	400 Posi	Time	3rd Qtr	4th Qt
3	THE BANKER	1	0.0m	2.0m (1)	0.1m (1)	2:10.60	30.16s	29.29s
10	CATCH THE SHARK	2	4.2m	10.0m (1)	7.6m (2)	2:10.92	30.13s	29.06s
7	GEOFFREY BEE	3	5.1m	8.6m (0)	8.6m (0)	2:10.99	30.32s	29.05s
8	ROLL PLAY	4	5.8m	6.4m (1)	4.7m (1)	2:11.05	30.18s	29.40s
2	MASTABLASTA	5	8.1m	0.0m (0)	0.0m (0)	2:11.22	30.30s	29.92s
9	OUR ULTIMATE BONNY	6	8.1m	19.1m (1)	16.6m (1)	2:11.22	30.14s	28.69s
1	BOSS MAJOR	7	9.2m	4.4m (0)	4.9m (0)	2:11.31	30.34s	29.65s
5	THE CLOCK WINDER	8	12.5m	15.0m (1)	12.6m (1)	2:11.56	30.14s	29.33s
6	IM HARVEY SPECTER	9	12.7m	13.2m (0)	12.4m (0)	2:11.58	30.26s	29.36s

## Finish Position and metres gained

First Arrow shows distance gain/loss from 2nd Qtr to 3rd Qtr, Second Arrow shows distance gain/loss from 3rd Qtr to Finish  
Blue arrow indicates best gain in these quarters.



800

Visual positions in race at 2nd Quarter



400

Visual positions in race at 3rd Quarter



# Coolamon Race 2 Distance 1760m

Sunday, 26 April 2026

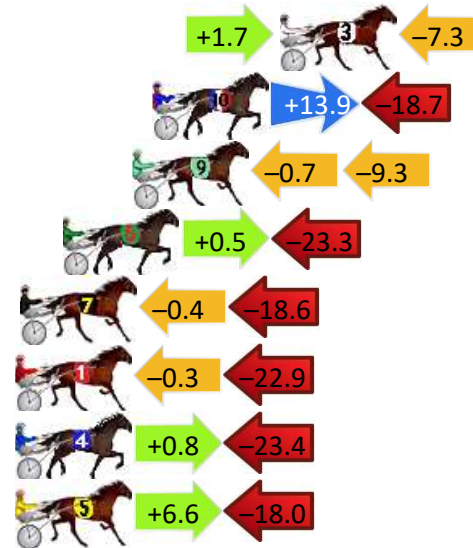
Gross Time: 2:10.30 MileRate: 1:59.10 LeadTime: 10.20s First Qtr: 30.00s Second Qtr: 30.30s Third Qtr: 30.30s Fourth Qtr: 29.50s

DATA TABLE: 800 / 400 Posi's are position from leader and (how wide the horse was at that position)

No	Horse	Plc	Mar	800 Posi	400 Posi	Time	3rd Qtr	4th Qt
8	ONE STUNIN MELODY	1	0.0m	16.3m (1)	6.3m (3)	2:10.30	29.54s	29.03s
2	HILLVIEW SAM	2	0.4m	0.0m (0)	0.0m (0)	2:10.33	30.30s	29.53s
3	STAR CONNECTION	3	17.4m	11.8m (1)	10.1m (1)	2:11.65	30.16s	30.10s
10	RACING WRITER	4	22.5m	17.7m (2)	3.8m (2)	2:12.04	29.25s	30.96s
9	MY GUARANTEE	5	23.3m	13.3m (0)	14.0m (0)	2:12.10	30.34s	30.26s
6	STARS ABROAD	6	26.1m	3.3m (1)	2.8m (1)	2:12.32	30.26s	31.31s
7	SPREAD THE FEAR	7	27.8m	8.8m (0)	9.2m (0)	2:12.45	30.32s	30.97s
1	HOLZHAUER	8	28.0m	4.8m (0)	5.1m (0)	2:12.47	30.32s	31.29s
4	SHOOBEE SUNSET	9	29.9m	7.3m (1)	6.5m (1)	2:12.61	30.23s	31.33s
5	TUFFASOLDBOOT	10	31.9m	20.5m (0)	13.9m (1)	2:12.77	29.79s	30.94s

## Finish Position and metres gained

First Arrow shows distance gain/loss from 2nd Qtr to 3rd Qtr, Second Arrow shows distance gain/loss from 3rd Qtr to Finish. Blue arrow indicates best gain in these quarters.



800

Visual positions in race at 2nd Quarter



400

Visual positions in race at 3rd Quarter



# Coolamon Race 3 Distance 1760m

Sunday, 26 April 2026


Gross Time: 2:07.70 MileRate: 1:56.70 LeadTime: 9.80s First Qtr: 30.00s Second Qtr: 28.50s Third Qtr: 29.70s Fourth Qtr: 29.70s

DATA TABLE: 800 / 400 Posi's are position from leader and (how wide the horse was at that position)

No	Horse	Plc	Mar	800 Posi	400 Posi	Time	3rd Qtr	4th Qt
1	ROLLONART	1	0.0m	0.0m (0)	0.0m (0)	2:07.70	29.70s	29.70s
5	BETTOR INTHE DARK	2	5.7m	8.3m (1)	3.0m (2)	2:08.14	29.33s	29.92s
2	FLASH JOHNSON	3	12.3m	17.0m (1)	11.0m (1)	2:08.66	29.30s	29.85s
7	THE KING OFTHEROAD	4	21.5m	11.6m (0)	8.9m (0)	2:09.37	29.54s	30.71s
4	AMERICAN GUY	5	22.0m	12.5m (1)	7.6m (2)	2:09.41	29.37s	30.85s
6	CUSTOMBUILT	6	26.2m	3.5m (1)	5.0m (1)	2:09.74	29.82s	31.37s
11	BELLE ALCHERA	7	30.4m	25.4m (0)	13.3m (0)	2:10.07	28.88s	31.09s
8	TENACITY RED	8	32.6m	21.0m (1)	16.4m (1)	2:10.24	29.42s	31.03s
9	KALIMBA	9	36.3m	26.1m (1)	15.2m (2)	2:10.53	28.97s	31.41s
3	WARRAWEES SHOUT	10	89.5m	5.7m (0)	4.6m (0)	2:14.67	29.64s	36.33s

## Finish Position and metres gained

First Arrow shows distance gain/loss from 2nd Qtr to 3rd Qtr, Second Arrow shows distance gain/loss from 3rd Qtr to Finish Blue arrow indicates best gain in these quarters.



800

Visual positions in race at 2nd Quarter



400

Visual positions in race at 3rd Quarter

# Coolamon Race 4 Distance 1760m

Sunday, 26 April 2026


Gross Time: 2:08.20 MileRate: 1:57.20 LeadTime: 10.10s First Qtr: 30.60s Second Qtr: 28.10s Third Qtr: 29.40s Fourth Qtr: 30.00s

DATA TABLE: 800 / 400 Posi's are position from leader and (how wide the horse was at that position)

No	Horse	Plc	Mar	800 Posi	400 Posi	Time	3rd Qtr	4th Qt
2	KRISTYSGIRL	1	0.0m	0.0m (0)	0.0m (0)	2:08.20	29.40s	30.00s
1	KALKADOON DREAMING	2	3.0m	5.2m (0)	3.8m (0)	2:08.44	29.32s	29.96s
7	JILLIBY SAFFRON	3	8.3m	9.7m (0)	7.9m (0)	2:08.85	29.30s	30.07s
10	DANCE BABY DANCE	4	14.2m	11.8m (1)	11.9m (0)	2:09.32	29.45s	30.24s
4	ALWAYS BE BRENDAN	5	17.3m	17.5m (0)	14.2m (1)	2:09.56	29.23s	30.31s
3	MACHX THE STRANGER	6	21.2m	2.4m (1)	3.4m (1)	2:09.87	29.48s	31.42s
6	ARENDELLE	7	22.6m	21.3m (1)	9.5m (2)	2:09.98	28.61s	31.08s
9	FOLLOW THE MONEY	8	23.0m	7.3m (1)	8.5m (1)	2:10.01	29.52s	31.18s
5	CARMEN ON BLING	9	34.4m	16.7m (1)	3.8m (2)	2:10.90	28.51s	32.42s

## Finish Position and metres gained

First Arrow shows distance gain/loss from 2nd Qtr to 3rd Qtr, Second Arrow shows distance gain/loss from 3rd Qtr to Finish. Blue arrow indicates best gain in these quarters.



800

Visual positions in race at 2nd Quarter



400

Visual positions in race at 3rd Quarter



# Coolamon Race 5 Distance 1760m

Sunday, 26 April 2026


Gross Time: 2:08.20 MileRate: 1:57.20 LeadTime: 10.00s First Qtr: 29.40s Second Qtr: 30.10s Third Qtr: 30.10s Fourth Qtr: 28.60s

DATA TABLE: 800 / 400 Posi's are position from leader and (how wide the horse was at that position)

No	Horse	Plc	Mar	800 Posi	400 Posi	Time	3rd Qtr	4th Qt
5	FLUTTERING ANGEL	1	0.0m	0.0m (0)	0.0m (0)	2:08.20	30.10s	28.60s
2	JUST GO JOE	2	8.8m	4.8m (0)	4.7m (0)	2:08.86	30.08s	28.92s
8	SPORTS LOOK	3	19.4m	12.1m (1)	11.1m (1)	2:09.66	30.00s	29.25s
4	ALL JOKIN ASIDE	4	19.7m	3.8m (1)	3.4m (1)	2:09.68	30.06s	29.83s
3	FLY OVER STATES	5	20.0m	8.1m (1)	7.3m (1)	2:09.70	30.02s	29.57s
9	YANKEE BABE	6	20.8m	16.1m (1)	14.9m (1)	2:09.76	29.98s	29.07s
7	CAPTAIN DEEJAY	7	23.9m	14.4m (0)	15.4m (0)	2:09.99	30.14s	29.27s
10	ELLENS DELIGHT	8	24.2m	18.7m (0)	18.9m (0)	2:10.02	30.08s	29.04s
6	SECRETS KEPT	9	24.2m	20.1m (1)	18.8m (1)	2:10.02	29.96s	29.05s
1	OUR GIRL ECHO	10	28.6m	10.2m (0)	11.0m (0)	2:10.35	30.14s	29.95s

## Finish Position and metres gained

First Arrow shows distance gain/loss from 2nd Qtr to 3rd Qtr, Second Arrow shows distance gain/loss from 3rd Qtr to Finish Blue arrow indicates best gain in these quarters.



800

Visual positions in race at 2nd Quarter



400

Visual positions in race at 3rd Quarter



# Coolamon Race 6 Distance 1760m

Sunday, 26 April 2026

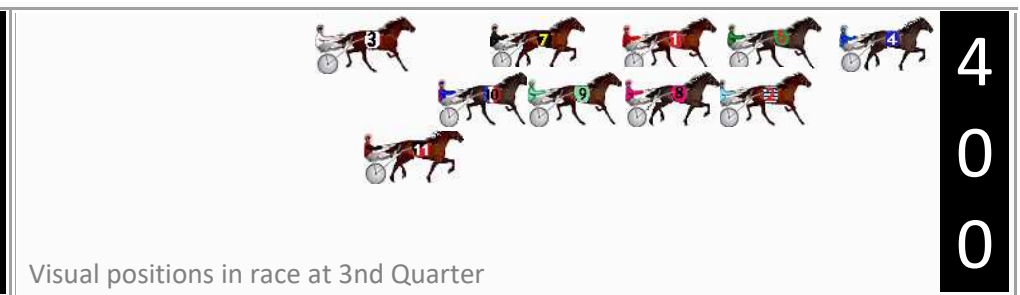


Gross Time: 2:07.60 MileRate: 1:56.70 LeadTime: 9.80s First Qtr: 30.90s Second Qtr: 29.50s Third Qtr: 28.40s Fourth Qtr: 29.00s

DATA TABLE: 800 / 400 Posi's are position from leader and (how wide the horse was at that position)

No	Horse	Plc	Mar	800 Posi	400 Posi	Time	3rd Qtr	4th Qt
4	GERRALE	1	0.0m	0.0m (0)	0.0m (0)	2:07.60	28.40s	29.00s
8	KUALIGHT	2	3.2m	8.6m (1)	8.6m (1)	2:07.84	28.40s	28.63s
6	MAJOR HAYLEY	3	4.5m	4.3m (0)	4.5m (0)	2:07.94	28.42s	29.02s
9	MILLIE FRANCIS	4	14.3m	12.8m (1)	12.5m (1)	2:08.69	28.38s	29.20s
10	PIRANI PRINCESS	5	15.1m	17.4m (1)	16.1m (1)	2:08.75	28.32s	29.00s
1	ANGELIC ATTITUDE	6	23.8m	8.5m (0)	8.7m (0)	2:09.41	28.42s	30.19s
2	MAJORS CREEK	7	24.7m	4.9m (1)	4.9m (1)	2:09.48	28.40s	30.53s
11	MAGGIE MOTH	8	28.3m	22.5m (1)	19.1m (2)	2:09.75	28.17s	29.79s
7	CALI MAE	9	29.0m	13.9m (0)	14.0m (0)	2:09.81	28.42s	30.21s
3	MISS HERMES	10	29.2m	27.0m (1)	21.0m (0)	2:09.82	27.99s	29.72s

## Finish Position and metres gained

First Arrow shows distance gain/loss from 2nd Qtr to 3rd Qtr, Second Arrow shows distance gain/loss from 3rd Qtr to Finish  
Blue arrow indicates best gain in these quarters.



# Coolamon Race 7 Distance 1760m

Sunday, 26 April 2026


Gross Time: 2:06.40 MileRate: 1:55.60 LeadTime: 9.70s First Qtr: 28.90s Second Qtr: 27.90s Third Qtr: 29.20s Fourth Qtr: 30.70s

DATA TABLE: 800 / 400 Posi's are position from leader and (how wide the horse was at that position)

No	Horse	Plc	Mar	800 Posi	400 Posi	Time	3rd Qtr	4th Qt
9	WATERMAIN LADY	1	0.0m	15.1m (1)	6.2m (3)	2:06.40	28.61s	30.24s
1	OUR ROCKY	2	0.4m	4.6m (0)	4.6m (1)	2:06.43	29.22s	30.39s
6	THANKS BE TO GOD	3	9.1m	1.2m (1)	0.0m (1)	2:07.13	29.11s	31.43s
11	HARJAYBRO	4	13.8m	18.2m (0)	11.6m (1)	2:07.51	28.80s	30.95s
8	SWEDISH MEATBALLS	5	14.0m	13.3m (0)	12.2m (0)	2:07.52	29.19s	30.91s
3	BETTES BLUE VIOLET	6	18.5m	9.6m (1)	7.9m (2)	2:07.89	29.12s	31.60s
7	KEAYANG JIGSAW	7	21.7m	8.7m (0)	8.5m (0)	2:08.14	29.23s	31.81s
2	GEM N EM	8	27.6m	0.0m (0)	1.2m (0)	2:08.62	29.29s	32.83s
10	SECRET LINE	9	39.0m	19.4m (1)	11.8m (3)	2:09.53	28.73s	32.95s
4	RUDIMENTARY	10	39.7m	5.3m (1)	4.2m (2)	2:09.59	29.14s	33.58s


## Finish Position and metres gained

First Arrow shows distance gain/loss from 2nd Qtr to 3rd Qtr, Second Arrow shows distance gain/loss from 3rd Qtr to Finish  
Blue arrow indicates best gain in these quarters.



800

Visual positions in race at 2nd Quarter



400

Visual positions in race at 3rd Quarter



# Coolamon Race 8 Distance 1760m

Sunday, 26 April 2026


Gross Time: 2:07.80 MileRate: 1:56.90 LeadTime: 9.90s First Qtr: 29.20s Second Qtr: 29.30s Third Qtr: 29.50s Fourth Qtr: 29.90s

DATA TABLE: 800 / 400 Posi's are position from leader and (how wide the horse was at that position)

No	Horse	Plc	Mar	800 Posi	400 Posi	Time	3rd Qtr	4th Qt
4	SIX AGAIN	1	0.0m	0.0m (0)	0.0m (0)	2:07.80	29.50s	29.90s
10	FASTING	2	0.4m	5.6m (1)	2.2m (2)	2:07.83	29.25s	29.77s
8	FOREVER ONTHE PUNT	3	6.6m	10.3m (1)	6.0m (2)	2:08.32	29.19s	29.98s
9	CORBIE STUMBLER	4	7.8m	19.9m (1)	10.6m (2)	2:08.41	28.83s	29.73s
5	CAPTAIN TOM	5	9.0m	18.1m (0)	14.4m (0)	2:08.50	29.24s	29.54s
2	ROLL TO THE TOP	6	10.2m	9.1m (0)	5.6m (1)	2:08.60	29.25s	30.29s
1	MIRADOR LASS	7	13.1m	13.5m (0)	9.4m (1)	2:08.83	29.21s	30.24s
6	HES CHIMING	8	17.8m	0.6m (1)	1.5m (1)	2:09.19	29.56s	31.18s
7	MIKI LOCH	9	19.7m	15.2m (1)	8.0m (3)	2:09.34	28.98s	30.85s
3	OUR REBEL YELL	10	26.2m	4.7m (0)	7.3m (0)	2:09.85	29.70s	31.41s

## Finish Position and metres gained

First Arrow shows distance gain/loss from 2nd Qtr to 3rd Qtr, Second Arrow shows distance gain/loss from 3rd Qtr to Finish  
Blue arrow indicates best gain in these quarters.



800

Visual positions in race at 2nd Quarter



400

Visual positions in race at 3rd Quarter



# Coolamon Race 9 Distance 2210m

Sunday, 26 April 2026

Gross Time: 2:38.30 MileRate: 1:55.30 LeadTime: 41.20s First Qtr: 31.10s Second Qtr: 27.30s Third Qtr: 28.50s Fourth Qtr: 30.20s

DATA TABLE: 800 / 400 Posi's are position from leader and (how wide the horse was at that position)

No	Horse	Plc	Mar	800 Posi	400 Posi	Time	3rd Qtr	4th Qt
11	SANCHEZ	1	0.0m	4.3m (2)	0.0m (1)	2:38.30	28.21s	30.20s
6	KIMCANDO	2	16.8m	7.5m (1)	7.0m (2)	2:39.63	28.50s	31.02s
4	SEA FURY	3	16.9m	0.0m (0)	0.4m (0)	2:39.64	28.53s	31.51s
2	USYK	4	17.7m	4.7m (0)	5.1m (0)	2:39.70	28.55s	31.23s
9	CARLO GAMBINO	5	20.8m	20.1m (1)	16.0m (0)	2:39.94	28.30s	30.67s
10	JIMMY JAMES MAGUIRE	6	22.5m	24.0m (1)	18.9m (1)	2:40.08	28.25s	30.60s
3	SIREN SEA	7	22.8m	16.3m (1)	15.2m (2)	2:40.10	28.50s	30.89s
8	GUILTY PARTY	8	29.4m	9.1m (0)	11.7m (0)	2:40.62	28.73s	31.67s
5	WAVES OF CHANCE	9	32.4m	1.9m (1)	6.9m (1)	2:40.86	28.87s	32.26s
7	MESSERATI	10	39.4m	9.6m (2)	12.6m (1)	2:41.42	28.77s	32.40s

## Finish Position and metres gained

First Arrow shows distance gain/loss from 2nd Qtr to 3rd Qtr, Second Arrow shows distance gain/loss from 3rd Qtr to Finish  
Blue arrow indicates best gain in these quarters

