

Forbes Race 1 Distance 2060m



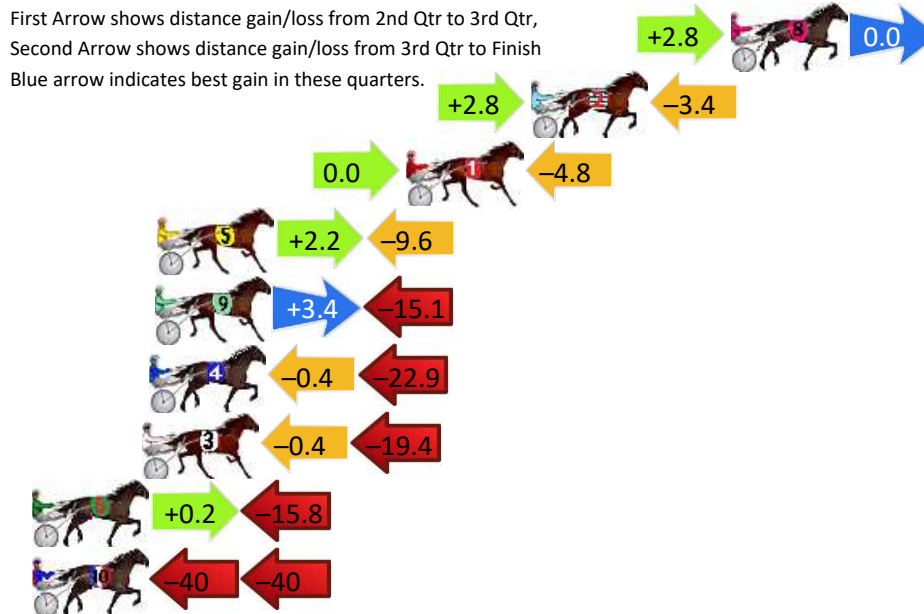
Sunday, 26 April 2026

Gross Time: 2:31.90 MileRate: 1:58.65 LeadTime: 35.05s First Qtr: 29.55s Second Qtr: 29.55s Third Qtr: 28.50s Fourth Qtr: 29.25s

DATA TABLE: 800 / 400 Posi's are position from leader and (how wide the horse was at that position)

No	Horse	Plc	Mar	800 Posi	400 Posi	Time	3rd Qtr	4th Qt
8	REASON TO PARTY	1	0.0m	2.8m (1)	0.0m (1)	2:31.90	28.30s	29.25s
2	ULTIMATE COOKIE	2	8.0m	7.4m (1)	4.6m (1)	2:32.51	28.30s	29.50s
1	MARABELLE	3	13.0m	8.2m (0)	8.2m (0)	2:32.90	28.50s	29.60s
5	IRK MCGLURK	4	23.0m	15.6m (1)	13.4m (1)	2:33.66	28.33s	29.95s
9	DESIDERIO	5	23.1m	11.4m (1)	8.0m (2)	2:33.67	28.24s	30.35s
4	JUST HOME GROWN	6	23.3m	0.0m (0)	0.4m (0)	2:33.69	28.51s	30.92s
3	DIAMOND BIKINI	7	23.6m	3.8m (0)	4.2m (0)	2:33.71	28.51s	30.66s
6	MITTYS THREE ACES	8	29.0m	13.4m (0)	13.2m (0)	2:34.12	28.47s	30.40s
10	JESSEJAMES SHANNON	9	200.0m	120.0m (0)	160.0m (0)	2:47.24	31.33s	32.16s

Finish Position and metres gained



Forbes Race 2 Distance 2060m

Sunday, 26 April 2026


Gross Time: 2:33.00 MileRate: 1:59.60 LeadTime: 35.86s First Qtr: 30.18s Second Qtr: 30.54s Third Qtr: 28.44s Fourth Qtr: 27.98s

DATA TABLE: 800 / 400 Posi's are position from leader and (how wide the horse was at that position)

No	Horse	Plc	Mar	800 Posi	400 Posi	Time	3rd Qtr	4th Qt
3	KARINYA HAZ	1	0.0m	4.5m (0)	5.7m (0)	2:33.00	28.52s	27.58s
9	SEVEN TEE TWO	2	4.1m	0.0m (0)	0.6m (0)	2:33.30	28.48s	28.24s
4	WILLIES DOLLAR	3	5.5m	2.0m (1)	0.0m (1)	2:33.40	28.30s	28.38s
7	STUDLEIGH SUNRISE	4	6.7m	10.2m (1)	10.0m (1)	2:33.49	28.42s	27.77s
5	DEAR DARLING	5	8.4m	14.4m (1)	14.0m (1)	2:33.62	28.40s	27.62s
8	BARLOR HEAVEN	6	10.3m	6.2m (1)	5.7m (1)	2:33.76	28.40s	28.34s
2	SPRINGFIELD DESIRE	7	19.3m	9.1m (0)	10.6m (0)	2:34.42	28.54s	28.66s
1	YARRAMAN KAYLOU	8	22.3m	13.6m (0)	18.3m (0)	2:34.64	28.76s	28.34s
6	EXCUSE TO COLLECT	9	41.3m	19.0m (1)	28.0m (0)	2:36.04	29.06s	29.06s

Finish Position and metres gained

First Arrow shows distance gain/loss from 2nd Qtr to 3rd Qtr, Second Arrow shows distance gain/loss from 3rd Qtr to Finish
Blue arrow indicates best gain in these quarters.



800

Visual positions in race at 2nd Quarter



400

Visual positions in race at 3rd Quarter



Forbes Race 3 Distance 1680m

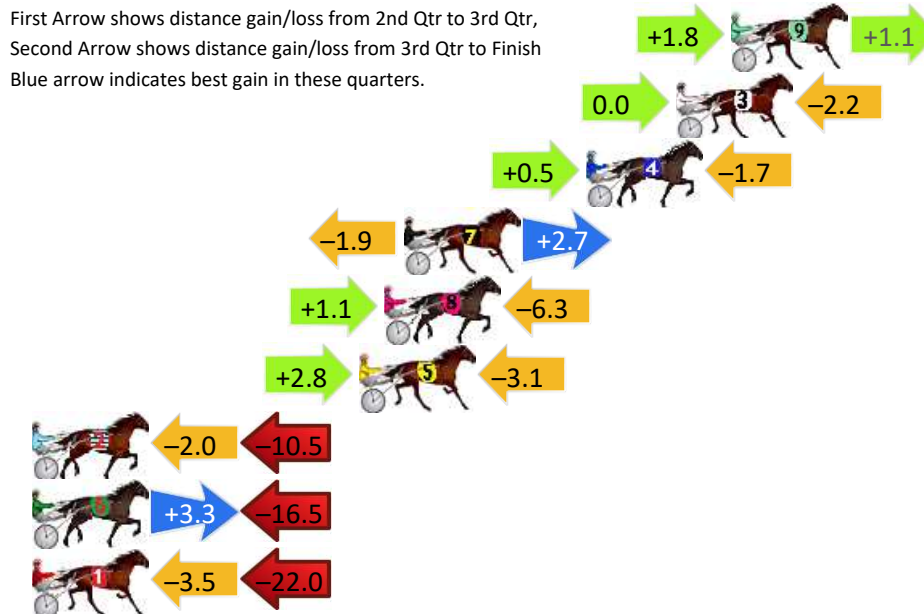
Sunday, 26 April 2026

Gross Time: 2:01.80 MileRate: 1:56.70 LeadTime: 6.10s First Qtr: 28.80s Second Qtr: 29.70s Third Qtr: 27.90s Fourth Qtr: 29.30s

DATA TABLE: 800 / 400 Posi's are position from leader and (how wide the horse was at that position)

No	Horse	Plc	Mar	800 Posi	400 Posi	Time	3rd Qtr	4th Qt
9	BORN TO ENTERTAIN	1	0.0m	2.9m (1)	1.1m (1)	2:01.80	27.78s	29.22s
3	NUGGETGOTAREASON	2	2.2m	0.0m (0)	0.0m (0)	2:01.97	27.90s	29.47s
4	JUSTAQUICKSCHOONER	3	5.8m	4.6m (0)	4.1m (0)	2:02.25	27.87s	29.46s
7	WICKEDLY SMOOTH	4	13.1m	13.9m (0)	15.8m (1)	2:02.81	28.06s	29.19s
8	THE MYTEE DUCK	5	13.9m	8.7m (1)	7.6m (1)	2:02.87	27.84s	29.83s
5	KARINYA JEE	6	14.9m	14.6m (1)	11.8m (2)	2:02.94	27.73s	29.60s
2	MAMMALS GEM	7	31.0m	18.5m (0)	20.5m (0)	2:04.18	28.08s	30.22s
6	LUCKY GIRL	8	32.5m	19.3m (1)	16.0m (2)	2:04.30	27.70s	30.66s
1	CATTLE BARON	9	34.7m	9.2m (0)	12.7m (0)	2:04.47	28.16s	31.07s

Finish Position and metres gained



800

Visual positions in race at 2nd Quarter



400

Visual positions in race at 3rd Quarter

Forbes Race 4 Distance 1680m

Sunday, 26 April 2026



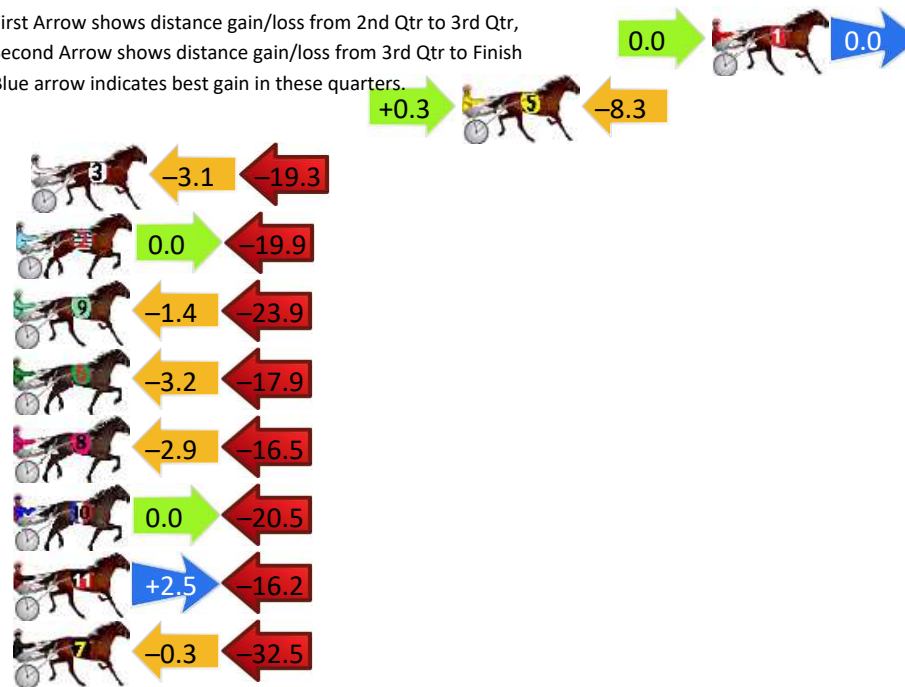
Gross Time: 2:02.30 MileRate: 1:57.10 LeadTime: 6.40s First Qtr: 29.70s Second Qtr: 29.80s Third Qtr: 28.20s Fourth Qtr: 28.20s

DATA TABLE: 800 / 400 Posi's are position from leader and (how wide the horse was at that position)

No	Horse	Plc	Mar	800 Posi	400 Posi	Time	3rd Qtr	4th Qt
1	JUDAH RED	1	0.0m	0.0m (0)	0.0m (0)	2:02.30	28.20s	28.20s
5	KIRPHILBRI	2	10.0m	2.0m (1)	1.7m (1)	2:03.04	28.18s	28.82s
3	SONNY WRITER	3	27.3m	4.9m (0)	8.0m (0)	2:04.32	28.42s	29.66s
2	THAT WILL DO JILL	4	27.9m	8.0m (1)	8.0m (1)	2:04.37	28.20s	29.71s
9	ONEDARKNIGHT	5	28.2m	2.9m (2)	4.3m (2)	2:04.39	28.30s	29.99s
6	BRAEDIE WEARS RED	6	30.2m	9.1m (0)	12.3m (0)	2:04.54	28.42s	29.58s
8	TALK TO LEXY	7	33.1m	13.7m (0)	16.6m (0)	2:04.75	28.40s	29.49s
10	LAMNA NASUS	8	33.9m	13.4m (1)	13.4m (1)	2:04.81	28.20s	29.77s
11	DONTRATTLEHISCAG E	9	34.3m	20.6m (0)	18.1m (1)	2:04.84	28.03s	29.47s
7	STUDLEIGH SANDY	10	60.2m	27.4m (0)	27.7m (0)	2:06.76	28.22s	30.72s

Finish Position and metres gained

First Arrow shows distance gain/loss from 2nd Qtr to 3rd Qtr, Second Arrow shows distance gain/loss from 3rd Qtr to Finish. Blue arrow indicates best gain in these quarters.



Forbes Race 5 Distance 2060m


Sunday, 26 April 2026

Gross Time: 2:32.70 MileRate: 1:59.30 LeadTime: 35.70s First Qtr: 30.00s Second Qtr: 29.40s Third Qtr: 29.00s Fourth Qtr: 28.60s

DATA TABLE: 800 / 400 Posi's are position from leader and (how wide the horse was at that position)

No	Horse	Plc	Mar	800 Posi	400 Posi	Time	3rd Qtr	4th Qt
4	FOX TROT	1	0.0m	0.0m (0)	0.0m (0)	2:32.70	29.00s	28.60s
9	SMOOTH CHAKRA	2	12.1m	5.3m (1)	4.2m (2)	2:33.61	28.92s	29.21s
7	MIDNIGHT CRIMES	3	15.7m	13.9m (0)	14.8m (1)	2:33.88	29.06s	28.72s
5	ROCKNROLL BLING	4	16.0m	10.0m (1)	10.1m (1)	2:33.90	29.00s	29.08s
10	BILLS SWAN SONG	5	18.0m	1.1m (1)	3.9m (1)	2:34.05	29.20s	29.67s
3	THE HEATS ON LEXY	6	20.9m	4.4m (0)	4.8m (0)	2:34.27	29.02s	29.83s
6	RIP ROCK	7	22.1m	18.6m (0)	17.6m (0)	2:34.36	28.92s	29.00s
11	MAMMALS BLAZE	8	30.8m	18.6m (1)	20.1m (2)	2:35.01	29.10s	29.47s
2	FLOYDY BOY	9	31.2m	9.4m (0)	10.3m (0)	2:35.04	29.06s	30.20s
8	CELEBRITY CRUISE	10	37.3m	13.6m (1)	15.9m (2)	2:35.50	29.16s	30.26s

Finish Position and metres gained



800

Visual positions in race at 2nd Quarter



400

Visual positions in race at 3rd Quarter



Forbes Race 6 Distance 2060m

Sunday, 26 April 2026




Gross Time: 2:33.60 MileRate: 2:00.00 LeadTime: 33.40s First Qtr: 30.40s Second Qtr: 30.60s Third Qtr: 29.60s Fourth Qtr: 29.60s

DATA TABLE: 800 / 400 Posi's are position from leader and (how wide the horse was at that position)

No	Horse	Plc	Mar	800 Posi	400 Posi	Time	3rd Qtr	4th Qt
4	GET UP BETTY	1	0.0m	8.4m (0)	4.1m (1)	2:33.60	29.28s	29.30s
11	RONZEL SONNY	2	2.6m	16.3m (0)	9.8m (1)	2:33.80	29.12s	29.08s
10	STUDLEIGH STARLITE	3	3.2m	2.7m (1)	0.0m (1)	2:33.85	29.40s	29.85s
7	MAGIC TULHURST	4	6.0m	12.2m (0)	7.6m (0)	2:34.07	29.26s	29.51s
3	SWEET SWEET TOOTH	5	8.5m	0.0m (0)	1.1m (0)	2:34.26	29.68s	30.18s
2	CAPTAIN LLANFAIR	6	16.6m	13.3m (1)	9.8m (2)	2:34.89	29.34s	30.17s
5	PHANTOM STAR	7	17.5m	4.4m (0)	5.2m (2)	2:34.96	29.66s	30.58s
9	WHATABOUTBRONS ON	8	19.8m	17.7m (1)	9.8m (3)	2:35.14	29.02s	30.42s
6	TERRAGONG SWINGER	9	58.1m	8.4m (1)	19.9m (1)	2:38.11	30.44s	32.65s
1	CALM FRANCO	10	115.1m	65.8m (0)	76.4m (0)	2:42.53	30.38s	32.91s

Finish Position and metres gained

First Arrow shows distance gain/loss from 2nd Qtr to 3rd Qtr, Second Arrow shows distance gain/loss from 3rd Qtr to Finish
Blue arrow indicates best gain in these quarters.



Forbes Race 7 Distance 2060m

Sunday, 26 April 2026




Gross Time: 2:32.70 MileRate: 1:59.30 LeadTime: 33.70s First Qtr: 30.80s Second Qtr: 28.70s Third Qtr: 29.70s Fourth Qtr: 29.80s

DATA TABLE: 800 / 400 Posi's are position from leader and (how wide the horse was at that position)

No	Horse	Plc	Mar	800 Posi	400 Posi	Time	3rd Qtr	4th Qt
11	IN LEXYS WORDS	1	0.0m	0.9m (1)	0.0m (1)	2:32.70	29.64s	29.80s
5	CHEVAL TIGER	2	1.6m	0.0m (0)	0.0m (0)	2:32.82	29.70s	29.92s
10	STUDLEIGH FURY	3	2.9m	14.9m (0)	10.6m (2)	2:32.93	29.42s	29.25s
3	AWICKED WOMAN	4	7.5m	5.3m (0)	4.9m (0)	2:33.29	29.68s	30.03s
7	MAMMALS JEWEL	5	14.6m	10.1m (0)	9.5m (0)	2:33.84	29.68s	30.24s
8	CHEVAL JULIA	6	17.1m	25.8m (1)	19.5m (1)	2:34.04	29.30s	29.70s
6	YARRAMAN TILLY	7	24.4m	19.9m (0)	15.2m (0)	2:34.61	29.40s	30.59s
2	TAKE ME TOO	8	59.2m	7.3m (1)	7.3m (1)	2:37.32	29.72s	33.88s
9	SMOOTH JESSIE	9	60.0m	6.5m (2)	8.9m (3)	2:37.38	29.90s	33.82s
4	BIG GIRL ROSIE	10	93.0m	17.7m (1)	28.7m (1)	2:39.96	30.56s	34.94s

Finish Position and metres gained

First Arrow shows distance gain/loss from 2nd Qtr to 3rd Qtr, Second Arrow shows distance gain/loss from 3rd Qtr to Finish
Blue arrow indicates best gain in these quarters.



Forbes Race 8 Distance 2470m

Sunday, 26 April 2026


Gross Time: 3:03.44 MileRate: 1:59.50 LeadTime: 67.30s First Qtr: 30.30s Second Qtr: 28.75s Third Qtr: 28.05s Fourth Qtr: 29.05s

DATA TABLE: 800 / 400 Posi's are position from leader and (how wide the horse was at that position)

No	Horse	Plc	Mar	800 Posi	400 Posi	Time	3rd Qtr	4th Qt
9	MIKE ROSS	1	0.0m	16.4m (1)	11.6m (2)	3:03.44	27.73s	28.23s
8	SAINT VERAN	2	5.0m	12.6m (1)	7.6m (2)	3:03.82	27.71s	28.89s
11	ALLSTARZZZ FRANKIE	3	5.5m	20.4m (1)	15.5m (2)	3:03.86	27.73s	28.37s
10	ARNIES ARMY	4	7.5m	2.6m (1)	3.1m (1)	3:04.01	28.09s	29.40s
1	BEROCCA BERNIE	5	8.0m	0.0m (0)	0.0m (0)	3:04.05	28.05s	29.66s
5	CHICAGO BART	6	9.5m	4.3m (0)	5.9m (0)	3:04.16	28.17s	29.35s
3	HOLY CAMP DILLON	7	11.0m	19.2m (0)	16.6m (1)	3:04.28	27.89s	28.71s
4	JUST ROLLYOUROWN	8	12.5m	10.0m (0)	10.2m (0)	3:04.39	28.07s	29.28s
6	GO WITHOUT	9	13.5m	8.0m (1)	9.6m (1)	3:04.47	28.17s	29.40s
7	ALTA BILLY	10	18.5m	14.6m (0)	15.2m (0)	3:04.85	28.11s	29.38s

Finish Position and metres gained

First Arrow shows distance gain/loss from 2nd Qtr to 3rd Qtr,
Second Arrow shows distance gain/loss from 3rd Qtr to Finish
Blue arrow indicates best gain in these quarters.



8
0
0

Visual positions in race at 2nd Quarter



4
0
0

Visual positions in race at 3rd Quarter



Forbes Race 9 Distance 1680m

Sunday, 26 April 2026

Gross Time: 2:02.00 MileRate: 1:56.85 LeadTime: 6.70s First Qtr: 30.00s Second Qtr: 29.20s Third Qtr: 27.85s Fourth Qtr: 28.25s

DATA TABLE: 800 / 400 Posi's are position from leader and (how wide the horse was at that position)

No	Horse	Plc	Mar	800 Posi	400 Posi	Time	3rd Qtr	4th Qt
3	MEMPHIS FURY	1	0.0m	4.3m (1)	0.0m (1)	2:02.00	27.55s	28.25s
4	KADAR	2	2.0m	8.7m (1)	5.2m (1)	2:02.15	27.61s	28.04s
2	ALWAYS ADORNED	3	7.0m	4.3m (0)	8.6m (0)	2:02.52	28.15s	28.17s
9	DIVINE GIRL	4	10.0m	9.0m (0)	10.9m (1)	2:02.74	27.99s	28.23s
1	MISTER CHEESE	5	11.0m	0.0m (0)	4.6m (0)	2:02.82	28.17s	28.75s
5	PRINCESS BALLERINA	6	12.0m	14.2m (1)	12.9m (2)	2:02.89	27.77s	28.24s
6	DEEPWATER CAM	7	13.0m	17.6m (0)	21.5m (0)	2:02.96	28.13s	27.71s
7	FORESIGHT	8	150.0m	87.0m (0)	100.4m (0)	2:13.13	28.83s	32.38s

Finish Position and metres gained

First Arrow shows distance gain/loss from 2nd Qtr to 3rd Qtr, Second Arrow shows distance gain/loss from 3rd Qtr to Finish
Blue arrow indicates best gain in these quarters.

