

# Goulburn Race 1 Distance 1710m

Monday, 27 April 2026


Gross Time: 2:03.40 MileRate: 1:56.20 LeadTime: 6.90s First Qtr: 29.10s Second Qtr: 29.70s Third Qtr: 28.80s Fourth Qtr: 28.90s

DATA TABLE: 800 / 400 Posi's are position from leader and (how wide the horse was at that position)

No	Horse	Plc	Mar	800 Posi	400 Posi	Time	3rd Qtr	4th Qt
7	TITIWHA	1	0.0m	4.4m (1)	0.0m (0)	2:03.40	28.49s	28.90s
3	DYNAMITES BEST	2	7.5m	3.9m (0)	8.9m (1)	2:03.97	29.16s	28.83s
9	PLATINUMS BOY	3	11.9m	17.3m (0)	20.1m (1)	2:04.30	29.00s	28.36s
8	OAK RIDGE	4	12.2m	20.6m (1)	17.3m (3)	2:04.33	28.57s	28.59s
5	ALWAYSATTHEBEACH	5	14.9m	16.7m (1)	13.4m (2)	2:04.53	28.57s	29.07s
10	LADY DELORIS	6	15.9m	12.2m (1)	9.5m (2)	2:04.61	28.61s	29.43s
2	BO DUKE	7	21.1m	8.4m (0)	14.0m (0)	2:05.00	29.20s	29.50s
1	DREAM TO DANCE	8	21.8m	12.9m (0)	16.2m (1)	2:05.05	29.04s	29.39s
6	NIFTY AMBITION	9	22.4m	8.3m (1)	5.0m (1)	2:05.10	28.57s	30.24s
4	CONOR MCGREGOR	10	140.3m	0.0m (0)	8.4m (0)	2:14.04	29.40s	38.94s

## Finish Position and metres gained

First Arrow shows distance gain/loss from 2nd Qtr to 3rd Qtr, Second Arrow shows distance gain/loss from 3rd Qtr to Finish  
Blue arrow indicates best gain in these quarters.



800

Visual positions in race at 2nd Quarter



400

Visual positions in race at 3rd Quarter



# Goulburn Race 2 Distance 1710m




Monday, 27 April 2026

Gross Time: 2:03.10 MileRate: 1:55.80 LeadTime: 6.90s First Qtr: 29.60s Second Qtr: 29.20s Third Qtr: 28.80s Fourth Qtr: 28.60s

DATA TABLE: 800 / 400 Posi's are position from leader and (how wide the horse was at that position)

No	Horse	Plc	Mar	800 Posi	400 Posi	Time	3rd Qtr	4th Qt
3	ROCKSIE ROCK	1	0.0m	0.0m (0)	0.0m (0)	2:03.10	28.80s	28.60s
1	PENCIL ME IN	2	10.4m	5.0m (0)	4.5m (0)	2:03.88	28.76s	29.06s
9	DANCING WITH MY EX	3	14.1m	8.7m (0)	8.4m (0)	2:04.16	28.78s	29.06s
5	ROCKET BOY	4	14.4m	16.1m (1)	9.0m (2)	2:04.18	28.29s	29.04s
4	EYEDIDNTLOSEIT	5	14.4m	8.3m (1)	5.1m (2)	2:04.18	28.57s	29.32s
7	CLASSICMAJOR	6	15.5m	20.6m (1)	12.9m (2)	2:04.26	28.25s	28.84s
10	MICTON MOUSE	7	21.3m	3.8m (1)	5.1m (1)	2:04.70	28.89s	29.84s
8	HALLOWEEN	8	22.2m	12.9m (0)	12.9m (0)	2:04.77	28.80s	29.35s
6	PARALLEL	9	23.5m	24.5m (1)	16.8m (2)	2:04.86	28.25s	29.16s
2	ROGERVALERIO LOMBO	10	34.3m	12.2m (1)	10.7m (1)	2:05.68	28.69s	30.42s

## Finish Position and metres gained



# Goulburn Race 3 Distance 1710m

Monday, 27 April 2026



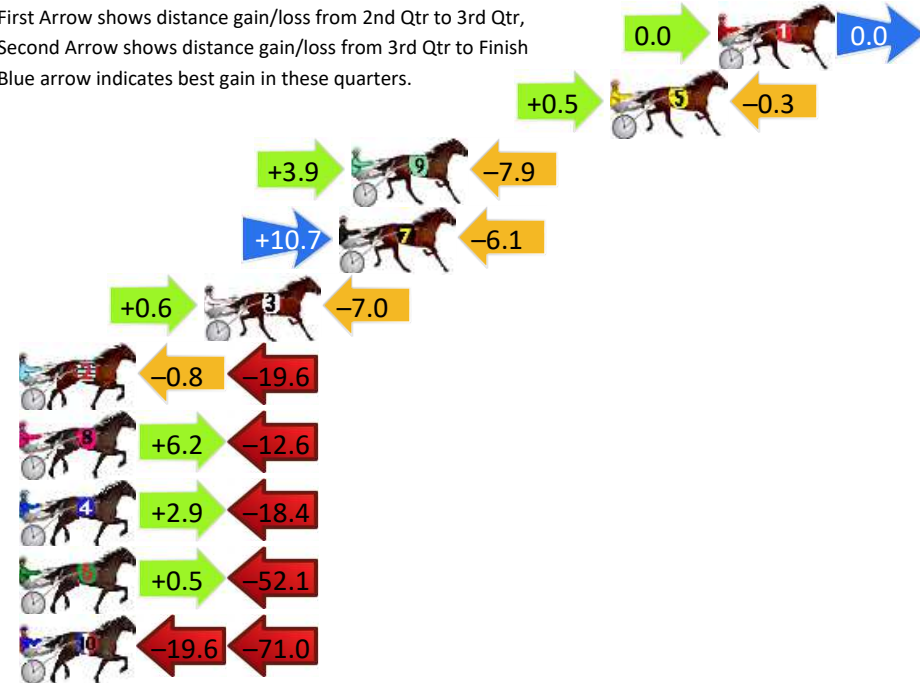
Gross Time: 2:03.50 MileRate: 1:56.20 LeadTime: 6.80s First Qtr: 30.20s Second Qtr: 29.60s Third Qtr: 28.40s Fourth Qtr: 28.50s

DATA TABLE: 800 / 400 Posi's are position from leader and (how wide the horse was at that position)

No	Horse	Plc	Mar	800 Posi	400 Posi	Time	3rd Qtr	4th Qt
1	KRUSTY KRUNCH	1	0.0m	0.0m (0)	0.0m (0)	2:03.50	28.40s	28.50s
5	CREDO STRIDE	2	4.3m	4.5m (0)	4.0m (0)	2:03.82	28.36s	28.54s
9	JUDAH	3	14.7m	10.7m (1)	6.8m (1)	2:04.60	28.13s	29.12s
7	BETWEEN DECKS	4	15.2m	19.8m (1)	9.1m (2)	2:04.64	27.65s	29.00s
3	EYES OFF TIGER	5	20.6m	14.2m (0)	13.6m (0)	2:05.04	28.36s	29.08s
2	TARA JIM	6	28.9m	8.5m (0)	9.3m (0)	2:05.66	28.46s	30.00s
8	SAPPHIRE BOY	7	30.7m	24.3m (1)	18.1m (2)	2:05.80	27.97s	29.52s
4	TARAS CHOICE	8	36.5m	21.0m (0)	18.1m (0)	2:06.23	28.20s	29.95s
6	CAPTAIN WILL	9	67.4m	15.8m (1)	15.3m (1)	2:08.54	28.37s	32.46s
10	TORA	10	212.1m	121.5m (0)	141.1m (0)	2:19.38	29.80s	34.40s

## Finish Position and metres gained

First Arrow shows distance gain/loss from 2nd Qtr to 3rd Qtr, Second Arrow shows distance gain/loss from 3rd Qtr to Finish Blue arrow indicates best gain in these quarters.



# Goulburn Race 4 Distance 1710m

Monday, 27 April 2026

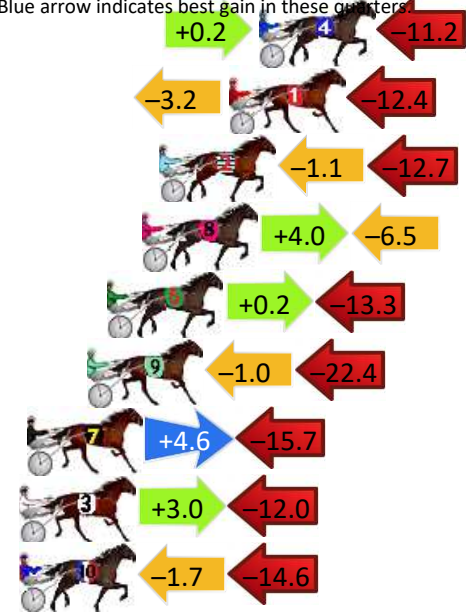
Gross Time: 2:04.10 MileRate: 1:56.80 LeadTime: 7.00s First Qtr: 30.60s Second Qtr: 30.20s Third Qtr: 28.00s Fourth Qtr: 28.30s

DATA TABLE: 800 / 400 Posi's are position from leader and (how wide the horse was at that position)

No	Horse	Plc	Mar	800 Posi	400 Posi	Time	3rd Qtr	4th Qt
5	COULDNT CATCH HIM	1	0.0m	0.0m (0)	0.0m (0)	2:04.10	28.00s	28.30s
4	TRIED AND TRUSTED	2	18.4m	7.4m (1)	7.2m (2)	2:05.47	27.99s	29.17s
1	FOR THREE REASONS	3	19.6m	4.0m (0)	7.2m (0)	2:05.56	28.22s	29.26s
2	TWO BLUES BLING	4	22.4m	8.6m (0)	9.7m (1)	2:05.77	28.08s	29.29s
8	BOY STUNNER	5	23.1m	20.6m (1)	16.6m (3)	2:05.82	27.73s	28.86s
6	JANELLE MAY	6	24.5m	11.4m (1)	11.2m (2)	2:05.92	27.99s	29.34s
9	BAM BAM BROOK	7	25.3m	1.9m (1)	2.9m (1)	2:05.98	28.07s	29.98s
7	ITZ BAD	8	27.7m	16.6m (1)	12.0m (3)	2:06.16	27.69s	29.52s
3	GLENBURNS WATERS	9	28.0m	19.0m (0)	16.0m (1)	2:06.18	27.80s	29.26s
10	TENNESSEE KID	10	29.5m	13.2m (0)	14.9m (0)	2:06.29	28.12s	29.45s


## Finish Position and metres gained

First Arrow shows distance gain/loss from 2nd Qtr to 3rd Qtr, Second Arrow shows distance gain/loss from 3rd Qtr to Finish  
Blue arrow indicates best gain in these quarters



800

Visual positions in race at 2nd Quarter



400

Visual positions in race at 3rd Quarter



# Goulburn Race 5 Distance 1710m

Monday, 27 April 2026




Gross Time: 2:06.30 MileRate: 1:58.80 LeadTime: 6.70s First Qtr: 30.80s Second Qtr: 32.10s Third Qtr: 28.50s Fourth Qtr: 28.20s

DATA TABLE: 800 / 400 Posi's are position from leader and (how wide the horse was at that position)

No	Horse	Plc	Mar	800 Posi	400 Posi	Time	3rd Qtr	4th Qt
1	THE ATTRACTOR	1	0.0m	0.0m (0)	0.0m (0)	2:06.30	28.50s	28.20s
2	FAVOURED GRACE	2	0.8m	4.5m (0)	4.0m (0)	2:06.36	28.46s	27.98s
5	CHRISSY EVE	3	3.7m	9.0m (0)	9.1m (0)	2:06.57	28.50s	27.83s
4	ROCK THE NATION	4	3.7m	3.9m (1)	1.1m (1)	2:06.57	28.31s	28.39s
10	DESIGNA LABEL	5	5.8m	12.9m (1)	11.4m (1)	2:06.73	28.39s	27.83s
3	WARIEDA BOY	6	6.6m	8.4m (1)	5.1m (1)	2:06.79	28.27s	28.33s
7	MAJOR ISSUES	7	8.0m	14.7m (0)	14.8m (0)	2:06.89	28.50s	27.75s
8	BETTING STAR	8	10.6m	27.1m (0)	15.3m (1)	2:07.09	27.66s	27.91s
9	GO COLOUR MY WORLD	9	13.3m	18.0m (1)	8.0m (2)	2:07.29	27.79s	28.63s
6	FREASON	10	15.1m	22.5m (1)	3.4m (2)	2:07.42	27.15s	29.08s

## Finish Position and metres gained

First Arrow shows distance gain/loss from 2nd Qtr to 3rd Qtr, Second Arrow shows distance gain/loss from 3rd Qtr to Finish  
Blue arrow indicates best gain in these quarters.



# Goulburn Race 6 Distance 1710m

Monday, 27 April 2026


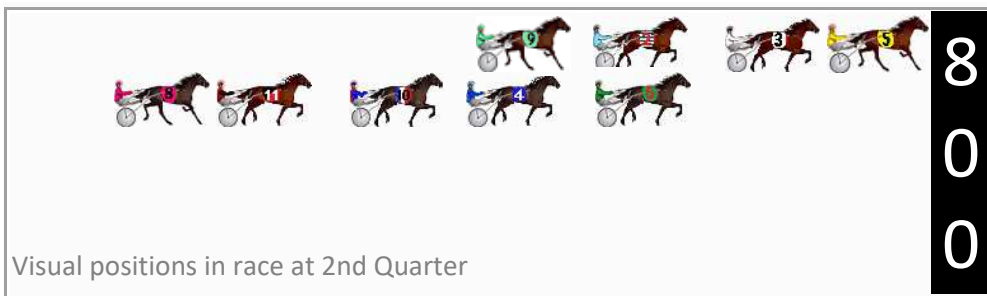
Gross Time: 2:00.00 MileRate: 1:53.00 LeadTime: 6.50s First Qtr: 29.00s Second Qtr: 28.00s Third Qtr: 27.50s Fourth Qtr: 29.00s

DATA TABLE: 800 / 400 Posi's are position from leader and (how wide the horse was at that position)

No	Horse	Plc	Mar	800 Posi	400 Posi	Time	3rd Qtr	4th Qt
4	PAPI ROCKS	1	0.0m	14.5m (1)	10.3m (2)	2:00.00	27.23s	28.28s
9	OSHLEY	2	3.8m	14.1m (0)	14.2m (0)	2:00.29	27.54s	28.29s
8	UPTOWN CHANCE	3	6.4m	28.6m (1)	21.1m (1)	2:00.49	27.03s	28.01s
5	SAN SEBASTIAN	4	9.6m	0.0m (0)	0.0m (0)	2:00.73	27.50s	29.73s
3	LEWIE KELLY	5	13.3m	4.1m (0)	4.0m (0)	2:01.01	27.50s	29.73s
2	COMPLETE STRANGER	6	14.6m	9.4m (0)	9.7m (0)	2:01.11	27.54s	29.43s
10	KINGS FURY	7	15.1m	19.2m (1)	16.0m (1)	2:01.15	27.31s	29.03s
11	IM NO TROUBLE	8	15.5m	24.5m (1)	19.4m (2)	2:01.18	27.19s	28.82s
6	LOCHINVAR MARCELLO	9	16.2m	9.3m (1)	7.4m (1)	2:01.23	27.39s	29.71s

## Finish Position and metres gained

First Arrow shows distance gain/loss from 2nd Qtr to 3rd Qtr, Second Arrow shows distance gain/loss from 3rd Qtr to Finish  
Blue arrow indicates best gain in these quarters.



Visual positions in race at 2nd Quarter

Visual positions in race at 3rd Quarter



# Goulburn Race 7 Distance 1710m

Monday, 27 April 2026


Gross Time: 2:01.50 MileRate: 1:54.30 LeadTime: 6.60s First Qtr: 29.70s Second Qtr: 29.30s Third Qtr: 27.70s Fourth Qtr: 28.20s

DATA TABLE: 800 / 400 Posi's are position from leader and (how wide the horse was at that position)

No	Horse	Plc	Mar	800 Posi	400 Posi	Time	3rd Qtr	4th Qt
5	MESSAGE BANK	1	0.0m	1.7m (1)	0.6m (1)	2:01.50	27.63s	28.16s
10	HAS THE COURAGE	2	6.2m	10.7m (1)	9.8m (1)	2:01.96	27.65s	27.98s
1	EBONY KARALTA	3	6.5m	0.0m (0)	0.0m (0)	2:01.98	27.70s	28.68s
2	TIME TO DANCE	4	8.2m	4.7m (0)	4.6m (0)	2:02.11	27.70s	28.49s
4	SLYX	5	8.8m	14.4m (1)	13.8m (1)	2:02.15	27.67s	27.89s
9	ARK ALERT	6	14.2m	9.3m (0)	12.1m (0)	2:02.55	27.90s	28.41s
3	MAC THUNDER	7	16.6m	6.3m (1)	4.6m (1)	2:02.73	27.59s	29.11s
6	HIGHLANDS WARRIOR	8	18.9m	13.4m (0)	16.7m (0)	2:02.90	27.94s	28.44s
7	BOLERO	9	22.9m	17.4m (0)	20.7m (0)	2:03.20	27.94s	28.46s
8	ARGENT PEAK	10	24.3m	18.8m (1)	16.7m (2)	2:03.30	27.57s	28.84s

## Finish Position and metres gained

First Arrow shows distance gain/loss from 2nd Qtr to 3rd Qtr, Second Arrow shows distance gain/loss from 3rd Qtr to Finish  
Blue arrow indicates best gain in these quarters.



800

Visual positions in race at 2nd Quarter



400

Visual positions in race at 3rd Quarter



# Goulburn Race 8 Distance 1710m

Monday, 27 April 2026


Gross Time: 2:00.60 MileRate: 1:53.50 LeadTime: 6.40s First Qtr: 29.30s Second Qtr: 28.70s Third Qtr: 27.10s Fourth Qtr: 29.10s

DATA TABLE: 800 / 400 Posi's are position from leader and (how wide the horse was at that position)

No	Horse	Plc	Mar	800 Posi	400 Posi	Time	3rd Qtr	4th Qt
6	HEZ DUSTY	1	0.0m	2.0m (1)	0.0m (1)	2:00.60	26.97s	29.10s
7	TOOLIJOOA BEACH	2	3.3m	13.1m (0)	9.2m (1)	2:00.85	26.86s	28.71s
3	SURF ACE	3	5.2m	16.2m (1)	10.0m (2)	2:01.00	26.71s	28.80s
8	MIKIBEQUICK	4	9.5m	22.5m (1)	14.3m (1)	2:01.33	26.59s	28.83s
10	BLACK ONYX	5	9.9m	8.9m (0)	8.0m (0)	2:01.36	27.06s	29.30s
2	TAPAGANOOSH	6	15.8m	11.8m (1)	6.3m (2)	2:01.81	26.75s	29.87s
1	PLAYA BLANCA	7	16.1m	4.8m (0)	4.0m (0)	2:01.83	27.06s	30.05s
5	SUNSET STRIDE	8	16.8m	7.0m (1)	4.6m (1)	2:01.88	26.95s	30.06s
4	THE GREEK GENERAL	9	29.4m	0.0m (0)	0.0m (0)	2:02.84	27.10s	31.34s

## Finish Position and metres gained

First Arrow shows distance gain/loss from 2nd Qtr to 3rd Qtr, Second Arrow shows distance gain/loss from 3rd Qtr to Finish  
Blue arrow indicates best gain in these quarters.



800

Visual positions in race at 2nd Quarter



400

Visual positions in race at 3rd Quarter