

# INDUSTRY BREEDING REPORT JUNE 2018

  
**Harness Racing**  
NEW SOUTH WALES



## Contents

1. Introduction .....	3
2. Total Services .....	5
3. Foals Born in NSW.....	6
4. Foals Born in Australia & NZ.....	8
5. Stallions.....	9
6. Stallion Incentive Scheme.....	11
7. Colonial Stallion Bonus .....	15
8. Foals Offered at Sales .....	18
9. Breeders Challenge Nominations .....	19
10. Breeders Challenge Certificates .....	20
11. Owners Bonus Certificate Winners .....	21
12. NSW Live Foal & Starters Summary.....	22
13. Imports & Exports .....	24
14. Series', Schemes & Incentives .....	25
15. Graphical Representation.....	32

# 1. Introduction

The NSW Standardbred Breeding Industry and for that matter the Australasian Standardbred Breeding Industry has been in decline for the past three decades. A similar situation exists in the thoroughbred industry. This is a world-wide problem.

There has been a significant drop in the number of foals born, particularly in the last decade.

This has come about due to a number of factors, which have been consistent over the last five (5) breeding seasons:

- a) Breeders are predominately older persons with disposable income
- b) The majority of breeders are in the older quartile and they are not being replaced by younger breeders. Natural attrition takes a toll on numbers
- c) The cost of living means that it is difficult for parents with children to afford the costs associated with breeding horses, therefore there are next to nil breeders to replace those that are lost
- d) There are fewer stud/agistment farms operating to put downward pressure on agistment fees, meaning that the cost of agisting horses becomes more expensive
- e) The use of stallion and mare matings in the paddock (by rural participants) has virtually stopped
- f) There is a genuine feeling that the best sires dominate racing and that if you do not patronise them you cannot compete. Accordingly breeders are either having one mare served as opposed to two or three or they are not breeding at all

Despite the above negatives, there is no doubt that the quality of the Standardbred in Australasia has improved dramatically over the past decade with the widespread use of semen transport and artificial insemination. This has allowed breeders to have their mare(s) served by the stallion of their choice regardless of the stallion's physical location.

This was proven by the percentage of 2YO and 3YO horses that made it to the races in the period 2009/10 to 2013/14, though in 2014/15 and 2015/16 there was a decline in the percentage of foals to starters, this could however be attributed to owners giving their horses more time to mature before racing, hence starting their careers as 3YO's.

While the number of races conducted annually for 2YO's had remained consistent over a long period (between 250 and 300), in 2014/15 there were less than 200 2YO races conducted for the first time, while it increased in 2015/16, there were still only 204 conducted. This number again dropped below 200 in 2016/17 where 195 2YO events were run.

In the breeding season 2016/17 there was a year on year increase in the number of services to mares domiciled in NSW, however this number again decreased in the 2017/18 season, albeit there were more services than in 2015/16.

The following Breeding Report provides statistical information over a number of breeding seasons. It covers the following topics:

- mares served in NSW, foals born in NSW
- foals born in Australia & New Zealand
- the number of stallions standing in NSW and their total services
- the HRNSW Stallion Incentive Scheme
- the HRNSW Colonial Stallion Bonus
- the percentage of Foals offered at sales
- Breeders Challenge nominations and horses sustained
- how recipients of Breeders Challenge Owners Bonus Scheme Certificates are redeeming the Certificates
- the age of horses when they are winning Owners Bonus Certificates
- a summary of NSW registered foals and the percentage of 2YO's and 3YO's making it to the track
- a summary of all NSW race series, schemes and initiatives, and;
- a graphical representation of the above statistics.





## 2. Total Services

The following tables show the number and percentage of services to mares served over the past five (5) Breeding Seasons and how those mares were served (in NSW):

Season	ST to NSW	ST within NSW by NSW Sire	AI	Hand	Paddock	NSW TOTAL	Year on Year %	AUS TOTAL	NZ TOTAL
2013/14 *	838	348	335	250	35	1,806	(7.1%)	6,013	3,036
2014/15 #	930	368	293	144	27	1,762	(2.4%)	5,857	2,821
2015/16	1,062	184	238	130	20	1,634	(7.3%)	5,618	2,670
2016/17 ^	1,240	138	188	149	21	1,736	6.2%	5,394	2,702
2017/18	1,103	174	220	141	32	1,670	(3.8%)	5,312	2,544
Variance %	31.6%	(50.0%)	(34.3%)	(43.6%)	(8.6%)	(7.5%)	(7.5%)	(11.7%)	(16.2%)

\* Foal Nominators Bonus of \$3,000 cash commences

# NSW Breeders Challenge Owners Bonus Certificates increase from \$2,500 to \$3,000.

^ True Blue bonus for 100% NSW Bred horses announced.

Variance is last reported season against 2013/14.

Season	ST to NSW	ST within NSW by NSW Sire	AI	Hand	Paddock	TOTAL
2013/14	46%	19%	19%	14%	2%	100%
2014/15	53%	21%	16%	8%	2%	100%
2015/16	66%	11%	14%	8%	1%	100%
2016/17	71%	8%	11%	9%	1%	100%
2017/18	66%	10%	13%	8%	2%	100%

ST to NSW means semen transported from another state or country to be inseminated into a NSW based mare

ST to NSW by NSW Sire means semen transported from a NSW based sire to be inseminated into a NSW based mare

AI means semen artificially inseminated into a mare from a sire standing at the same property

Hand means the mare is naturally served by a sire under the supervision of a handler

Paddock means the mare and sire are placed in a paddock to naturally mate under no supervision

## 3. Foals Born in NSW

The following table shows the number of foals born in NSW over the past five (5) Breeding Seasons and where the foals were born:

Foals born	Region								
	Hunter	Far West	Goulburn/Menangle	North West	South Coast	Riverina	Metro	Western Districts	Total
2013/14 *	121	1	42	46	69	450	91	512	<b>1,332</b>
2014/15 #	137	0	40	38	54	382	81	431	<b>1,163</b>
2015/16	135	0	36	38	61	379	61	433	<b>1,143</b>
2016/17	116	0	59	44	65	329	45	344	<b>1,004</b>
2017/18 ^	110	0	92	17	50	429	40	381	<b>1,119</b>
<b>Total</b>	<b>619</b>	<b>1</b>	<b>269</b>	<b>183</b>	<b>299</b>	<b>1,969</b>	<b>318</b>	<b>2,101</b>	<b>5,761</b>
<b>% of Total</b>	<b>10.7%</b>	<b>0.0%</b>	<b>4.7%</b>	<b>3.2%</b>	<b>5.2%</b>	<b>34.2%</b>	<b>5.5%</b>	<b>36.5%</b>	<b>100.0%</b>
<b>Variance % +</b>	<b>(9.1%)</b>	<b>(100%)</b>	<b>119.0%</b>	<b>(63.0%)</b>	<b>(27.5%)</b>	<b>(4.7%)</b>	<b>(56.0%)</b>	<b>(25.6%)</b>	<b>(16.0%)</b>

\* Foal Nominators Bonus of \$3,000 cash commences

# NSW Breeders Challenge Owners Bonus Certificates increase from \$2,500 to \$3,000.

^ True Blue bonus for 100% NSW Bred horses announced.

+ Variance is foals born in 2017/18 against foals born in 2013/14

The following table shows the percentage of foals born against mares served.

Season of Service	Total Services	Mares Served	Mares served by more than one (1) Stallion	Foals Born Next Season	Foals Born/Mares Served %
2012/13	1,944	1,872	72	1,332	71.2%
2013/14 *	1,806	1,715	91	1,163	67.8%
2014/15 #	1,762	1,699	63	1,143	67.3%
2015/16	1,634	1,560	74	1,004	64.4%
2016/17 ^	1,704	1,606	90	1,119	69.7%
2017/18	1,670	1,566	96	Not Born	N/A
<b>AVERAGE</b>	<b>1,753</b>	<b>1,670</b>	<b>81</b>	<b>1,152</b>	<b>68.2%</b>

\* Foal Nominators Bonus of \$3,000 cash commences

# NSW Breeders Challenge Owners Bonus Certificates increase from \$2,500 to \$3,000.

^ True Blue bonus for 100% NSW Bred horses announced.

Comment

The Western Districts and Riverina have accounted for 70.7% of all foals born in the last five (5) breeding seasons. Their role in the breeding industry in NSW is critical.

Both Regions foal numbers were highest in 2013/14. Since that season, the foals born in the Western Districts have dropped by 131 foals.

Of note, the number of foals born in the South West & Riverina in 2017/18 increased by 100, resulting in a drop of 21 foals against 2013/14.

The Hunter and North West peaked at 175 foals, this figure has significantly declined to 127 (27.4%) this year.

Of concern is the number of foals born in the North West, which decreased from 44 to 17 year on year. HRNSW has invested heavily in the region through the purchase of the Tamworth Showground and an increase of race meetings allocated to the Tamworth Club. While the region has typically been an importer of horses from other regions and states, it is expected that the local breeding industry should spike significantly in the coming seasons due to the support HRNSW has shown.

The Goulburn & Menangle, South Coast and Metro Regions have fluctuated year on year and as a group they are predominately in decline, however there was strong growth in the Goulburn/Menangle area in 2017/18 which saw an increase of 33 foals. This figure is expected to continue to increase with the creation of Benstud NSW, which is located in the Goulburn region.

The number of live foals to services has been quite consistent in the range of 64-71% (averaging 68.2%), this figure dropped to 64.4% for foals born in 2016/17, which was a concern given the improvements in veterinary reproduction practices in modern times, however it increased again for foals born in 2017/18 to 69.7%.

With modern technology the percentage of foals born to mares served should continue to increase (pending periods of drought, which has been experienced in 2017/18 and may affect the percentage of foals born in 2018/19).



## 4. Foals Born in Australia & NZ

2017/18 Foals Notified in Australia as at 26/06/18.

Season of Foaling	All Foals	Alive Foals	Deceased Foals	Alive Foal %	Alive Foal Population %
NSW	1,137	1,112	25	97.8	33.8%
VIC	1,354	1,337	17	98.7	40.6%
WA	393	390	3	99.2	11.9%
QLD	275	269	6	97.8	8.2%
SA	90	89	1	98.9	2.7%
TAS	93	93	0	100.0	2.8%
<b>TOTAL</b>	<b>3,342</b>	<b>3,290</b>	<b>52</b>	<b>98.4</b>	<b>100%</b>

Alive Foals Notified (5 year comparison)

State	2013/14	2014/15	2015/16	2016/17	2017/18	Var since 2013/14 (Total)	Var since 2013/14 (%)
NSW	1,238	1,148	1,123	1,029	1,112	(126)	(10.2%)
VIC	1,811	1,620	1,500	1,473	1,337	(474)	(26.2%)
WA	453	426	419	410	390	(63)	(13.9%)
QLD	352	324	352	291	269	(83)	(23.6%)
SA	163	134	126	106	89	(74)	(45.4%)
TAS	169	137	123	98	93	(76)	(45.0%)
<b>AUS</b>	<b>4,186</b>	<b>3,789</b>	<b>3,643</b>	<b>3,407</b>	<b>3,290</b>	<b>(896)</b>	<b>(21.4%)</b>
<b>NZ</b>	<b>2,287</b>	<b>2,200</b>	<b>2,003</b>	<b>1,810</b>	<b>1,783</b>	<b>(504)</b>	<b>(22.0%)</b>

# Variances based on 2013/14 foal numbers.

### Comment

NSW has increased the Alive Foal Population percentage of all Foals born in Australia from 29.5% in 2013/14 to 33.8% in 2017/18.

NSW and VIC have provided 74.4% of Alive Foals born in Australia in 2017/18; this is up from 72.8% in 2013/14.

Over the last five (5) seasons NSW has performed the best, having dropped the lowest percentage of Alive Foals (10.2%), this is against a total drop of 21.4% nation-wide.

While there is no evidence to support this view, it could be suggested that the NSW trends can be attributed to the Breeding Incentives implemented by HRNSW.

If the current trends continue it is inevitable that there will be a time in the foreseeable future where race date allocations will need to be tailored to meet the diminishing demands of the horse population.



## 5. Stallions

The following table shows the number of stallions registered in NSW, the number of stallions standing in NSW and the number of Studs that stood stallions in NSW over the past five (5) seasons.

Season	Stallions Registered in NSW	Stallions Standing in NSW	Studs (Stood Stallion in NSW)
2013/14	59	53	35
2014/15 +	57	42	25
2015/16	40	36	23
2016/17 ^	41	35	29
2017/18	45	38	24

+ Colonial Stallion Bonus commenced

^ True Blue bonus for 100% NSW Bred horses announced.

The following table shows the services by NSW registered stallions over the past five (5) seasons.

Season	Services by NSW Stallions		Foals by NSW Stallions	
	Standing in NSW (Stallion Incentive Scheme Cost)	International Registered by HRNSW	Standing in NSW	International Registered thru NSW
2013/14 *	1,439 (\$55,000)	72	906	44
2014/15 ^ +	1,360 (\$69,750)	260	854	126
2015/16 #	837 (\$38,000)	65	546	35
2016/17	546 (\$60,000)	175	358	62
2017/18	656 (\$75,000)	78		

\* Woodlands Stud no longer registered through HRNSW due to the \$750 Sire Registration Fee

^ Nevele R Stud registered through HRNSW

+ Colonial Stallion Bonus commenced

# Nevele R Stud no longer registered through HRNSW due to the \$750 Sire Registration Fee

### Comment

The number of stallions standing in NSW has decreased over the past five (5) breeding seasons and services by stallions standing in NSW have steadily decreased.

Of note, Pepper Tree Farm discontinued standing stallions in 2016/17. Their roster had been world class and from a peak of 1,439 services to NSW domiciled stallions in 2013/14 there were only 546 services to NSW domiciled stallions in 2016/17 (a 62% decrease), however in 2017/18 this number increased to 656 (still a decrease of 54% on 2013/14).

This is of concern with respect to the NSW Breeders Challenge Blue Series. Due to the trend of Services to NSW domiciled stallions there will be a minimal pool of horses eligible to compete in the Series from 2018/19 (next racing season) as the number of eligible foals will significantly decrease.

As a guide the number of Blue eligible and sustained starters for the 2016/17 and 2017/18 racing seasons is as follows (they are the crops from the 2013/14 and 2014/15 seasons, where services to NSW domiciled stallions were high):

2YO'S	Blue Eligible & Sustained Starters		Blue Eligible & Sustained Total		Blue Starters/ Eligible & Sustained %	
	2016/17	2017/18*	2016/17	2017/18*	2016/17	2017/18*
C & G	53	49	172	199	30.8%	24.6%
Fillies	56	52	176	191	31.8%	27.2%
<b>TOTAL</b>	<b>109</b>	<b>101</b>	<b>348</b>	<b>390</b>	<b>31.3%</b>	<b>25.9%</b>

3YO'S	Blue Eligible & Sustained Starters		Blue Eligible & Sustained Total		Blue Starters/ Eligible & Sustained %	
	2016/17	2017/18*	2016/17	2017/18*	2016/17	2017/18*
C & G	75	71	137	155	54.7%	45.8%
Fillies	67	78	159	162	42.1%	48.1%
<b>TOTAL</b>	<b>142</b>	<b>149</b>	<b>296</b>	<b>317</b>	<b>48.0%</b>	<b>47.0%</b>

\* As at 26/06/18.



**LETS GO TO BRAZIL – 2018 2YO Colts & Geldings NSW BREEDERS CHALLENGE BLUE FINAL WINNER**

## 6. Stallion Incentive Scheme

HRNSW introduced the Stallion Incentive Scheme in 2009/10. It was introduced to encourage owners of highly credentialed stallions to stand them in NSW by offering an advertising subsidy which provides coverage on Trots TV, in the e- Gazette, on the HRNSW website, in the National Trotguide and Trotting Weekly and last last year it was expanded to include radio and television advertising on the Sky Racing Channels.

The amount of subsidy for each individual Stallion is based on criteria which were developed in consultation with Harness Breeders NSW (HBNSW).

To be eligible, Stallions must stand for a minimum of \$2,000 (ex GST). HRNSW will monitor the discounts offered by Studs which bring the advertised Stallion Fee below the minimum of \$2,000 to ascertain whether the discounts are in the spirit of the Stallion Incentive Terms and Conditions.

The full incentive was formally paid to Studs the first year the Stallion stood in NSW and the subsidy was then matched dollar for dollar in the second year (i.e. a Stallion receives an incentive of \$15,000 the first year, HRNSW and the Stud will contribute \$7,500 in the second year).

In 2017/18 this changed as studs are now afforded a subsidy for the first three (3) years, with the first and second season fully subsidised and the third year on a 50/50 basis.

The stallions, studs, subsidy incentives and stallion services for the past 5 years are as follows:

### 2013/14 (shaded is second season sire) – Total Incentive Cost \$55,000

Stallion	Stud	Services	
Lanercost NZ	Yirribee Pacing Stud	37	
Lombo Pocket Watch	Yirribee Pacing Stud	18	
Armbro Operative USA	Yirribee Pacing Stud	27	
Roll With Joe USA	Pepper Tree Farm	124	
Mr Feelgood USA	Yirribee Pacing Stud (Alabar)	127	
Righteous Hanover USA	Rossvale Stud	9	
JR Mint USA	Lonsvale Stud	22	
<b>TOTAL NSW SERVICES</b>	<b>1,439</b>	<b>364</b>	<b>25%</b>

**2014/15 # (shaded is second season sire) – Total Incentive Cost \$69,750**

Stallion	Stud	Services	
Caribbean Blaster ^	Yirribee Pacing Stud	110	
Pet Rock USA	Yirribee Pacing Stud	157	
Shoobees Place USA	Lochend Stud	38	
Major In Art USA	Medowie Lodge	28	
Christian Fire NZ	Rosswood Stud	6	
Gomeo Romeo NZ ^	Rosswood Stud	3	
Lombo Pocket Watch ^	Yirribee Pacing Stud	22	
<b>TOTAL NSW SERVICES</b>	<b>1,360</b>	<b>364</b>	<b>26%</b>

# Colonial Stallion Bonus commenced

^ Colonial Stallion Bonus eligible

**2015/16 (shaded is second season sire) – Total Incentive Cost \$38,000**

Stallion	Stud	Services	
Fly Like An Eagle NZ ^	Yirribee Pacing Stud	50	
Caribbean Blaster ^	Yirribee Pacing Stud	67	
Shoobees Place USA	Lochend Stud	19	
Major In Art USA	Medowie Lodge	19	
<b>TOTAL NSW SERVICES</b>	<b>837</b>	<b>155</b>	<b>18%</b>

^ Colonial Stallion Bonus eligible



*The foals of SHOOBEEES PLACE have hit the ground running*

**2016/17 (shaded is second season sire) – Total Incentive Cost \$60,000**

Stallion	Stud	Services	
Warrawee Needy USA	Yirribee Pacing Stud	63	
Smiling Shard NZ ^	Medowie Lodge	32	
Sebastian K SWE	Select Genetics	19	
For A Reason ^	Yirribee Pacing Stud	132	
Fly Like An Eagle NZ ^	Yirribee Pacing Stud	29	
<b>TOTAL NSW SERVICES</b>	<b>546</b>	<b>275</b>	<b>50%</b>

^ Colonial Stallion Bonus eligible

**2017/18 (shaded is second season sire) – Total Incentive Cost \$75,000**

Stallion	Stud	Services	
Tintin In America NZ ^	Yirribee Pacing Stud	92	
Bling It On ^	Cobbitty Equine Farm	88	
Courage Under Fire NZ ^	Yirribee Pacing Stud	18	
Yankee Rockstar ^	Yirribee Pacing Stud	14	
Stunin Cullen NZ ^	Yirribee Pacing Stud	11	
My High Expectations USA	Medowie Lodge	11	
Tiger Tara NZ ^	Pizzuto Stud	6	
Warrawee Needy USA	Yirribee Pacing Stud	39	
Sebastian K SWE	Select Genetics	38	
Smiling Shard NZ ^	Medowie Lodge	31	
<b>TOTAL NSW SERVICES</b>	<b>656</b>	<b>348</b>	<b>53%</b>

^ Colonial Stallion Bonus eligible

**Comment**

In the last five (5) breeding seasons the highest number of services to Stallion Incentive Scheme eligible stallions was 364 (2013/14 & 2014/15).

There was a sharp decline in 2015/16 where for the first time no Stallion Incentive Scheme Stallion served in excess of 100 mares in the season.



However, in 2016/17 For A Reason served 132 mares and 50% of all services to NSW domiciled stallions were by Stallion Incentive Scheme eligible stallions.

While no individual stallion served in excess of 100 mares in 2017/18, Tintin In America and Bling It On served 92 and 88 respectively & 53% of all services were to Stallion Incentive Scheme Stallions, proving that breeders are willing to breed to new stallions introduced by Studmasters into NSW.



***Multiple Group 1 winner and Stallion Incentive Scheme Sire – BLING IT ON***

## 7. Colonial Stallion Bonus

HRNSW introduced the Colonial Stallion Bonus in the 2014/15 Breeding Season. It was initiated to provide well performed and bred Australasian horses (Colonial Stallions) the opportunity to attract strong books of mares and to provide breeders with an incentive to send their mares to such Stallions.

There has been a negative bias by Breeders to using Colonial Stallions over the prior decade, however, with better tracks producing quick times it is clear that Colonial Stallions are on par with imported Stallions.

### Colonial Stallion Bonus

Upon the birth and registration of a live foal, the foal nominators of progeny by the following Stallions are eligible to claim the \$500 Colonial Stallion Bonus rebate:

- a) In the breeding season of conception the Stallion must have physically and exclusively stood at a HRNSW registered stud located in NSW.
- b) The stallion must have been bred in Australasia.
- c) The stallion must have won a Group 1 race.
- d) The sire of the stallion must have won a Group 1 or equivalent race.
- e) In the breeding season of conception the stallion must have been nominated for the NSW Breeders Challenge.

The inclusion of an eligible stallion commences from the inaugural year physically standing at a HRNSW registered stud in NSW and ceases six (6) years thereafter (For example 2014/15 to 2019/20).

- a) If a stallion returns to racing or stands at an interstate Stud, but then returns to Stud in NSW, the Colonial Stallion Bonus rebate will still cease six (6) years after the first season standing at a HRNSW registered stud in NSW.

The registered foal rebate for the first three (3) year term (For example 2014/15 to 2016/17) will be \$500 per live and registered foal irrespective of the ownership (mares owned by the stud, stallion owner or non-associated persons)

The registered foal rebate for the second three (3) year term (For example 2017/18 to 2019/20) will be \$500 per live and registered foal based on a one (1) for one (1) application. *That is for every one (1) application received from a foal nominator who is not an associate or related party to the stud or the stallion owner, the stud or stallion owner will be able to claim one (1) rebate.*

Each breeding season HRNSW advise via Official Notice the stallions eligible for the Colonial Stallion Bonus.

Foal Nominators may use the \$500 to offset NSW Breeders Challenge fees at the time of Foal Notification.

The number of services and live foals for the 2014/15 season was as follows:

<b>Stallion</b>	<b>2014/15 Services</b>	<b>2015/16 Live Foals</b>
Caribbean Blaster	110	62 (56%)
Flightpath	9	8 (89%)
Lombo Pocket Watch	22	17 (77%)
Mister Swinger	7	7 (100%)
Robin Hood	16	8 (50%)
Sir Galvinator	7	5 (71%)
The Warp Drive	25	9 (36%)
<b>TOTAL</b>	<b>196</b>	<b>116 (59%)</b>

*There were 1,360 services by Stallions that stood in NSW in 2014/15. The Colonial Stallion Bonus equated to 14% of total services.*

The number of services and live foals for the 2015/16 season was as follows:

<b>Stallion</b>	<b>2015/16 Services</b>	<b>2016/17 Live Foals</b>
Caribbean Blaster	67	43 (64%)
Fly Like An Eagle NZ	50	36 (72%)
Lombo Pocket Watch	18	13 (72%)
Maffioso	28	19 (67%)
Mister Swinger	9	8 (89%)
Robin Hood	8	5 (63%)
Soho Valencia	13	9 (69%)
<b>TOTAL</b>	<b>193</b>	<b>133 (69%)</b>

*There were 837 services by Stallions that stood in NSW in 2015/16. The Colonial Stallion Bonus equated to 23% of total services.*

The number of services and live foals for the 2016/17 season is as follows:

<b>Stallion</b>	<b>2016/17 Services</b>	<b>2017/18 Live Foals</b>
Caribbean Blaster	66	44 (67%)
Fly Like An Eagle NZ	29	19 (66%)
For A Reason	132	92 (70%)
Lombo Pocket Watch	20	11 (55%)
Maffioso	27	14 (52%)
Mister Swinger	3	2 (67%)
Robin Hood	1	0 (0%)
Sir Galvinator	10	8 (80%)
Soho Valencia	16	12 (75%)
Smiling Shard NZ	32	21 (66%)
<b>TOTAL</b>	<b>336</b>	<b>223 (66%)</b>

*There were 546 services by Stallions that stood in NSW in 2016/17. The Colonial Stallion Bonus equated to **62%** of total services.*



The number of services for the 2017/18 season is as follows:

<b>Stallion</b>	<b>2017/18 Services</b>
Tintin In America NZ	92
Bling It On	88
For A Reason	60
Caribbean Blaster	42
Smiling Shard NZ	31
Lombo Pocket Watch	22
Three Over Three	19
Courage Under Fire NZ	18
Maffioso	14
Soho Valencia	14
Yankee Rockstar	14
Stunin Cullen NZ	11
Excel Stride	10
Sir Galvinator	6
Tiger Tara NZ	6
Robin Hood	5
Scandalman NZ	4
Mister Swinger	2
<b>TOTAL</b>	<b>458</b>

*There were 656 services by Stallions that stood in NSW in 2017/18. The Colonial Stallion Bonus equated to **70%** of total services.*

The Colonial Stallion Bonus Scheme is proving to be extremely popular with Australian Breeders. This is demonstrated by **70% of all services to NSW domiciled stallions** in the 2017/18 breeding season being by former Australasian Group 1 performers that stood in the state.



***Multiple Group 1 winner and Colonial Stallion Bonus Sire – TINTIN IN AMERICA***

## 8. Foals Offered at Sales

The table below shows the number of live foals notified to NSW and the number of horses offered for sale at NSW based yearling sales – it aims to give an indication of the percentage of breeders that breed to sell against breeders who breed to race.

Foaled	Foals notified to NSW	Yearlings offered at NSW Sales	% offered at NSW Sales
2012/13	1,312	355	27.1%
2013/14	1,238	404	32.6%
2014/15	1,148	329	28.7%
2015/16	1,123	336	29.9%
2016/17	1,029	320	31.1%
<b>TOTAL</b>	<b>5,850</b>	<b>1,744</b>	<b>29.8%</b>

On average over the last five (5) years 29.8% of live foals notified to NSW have been offered at NSW sales.

*These numbers are only a guide as horses that are notified to NSW may be sold in Victoria and vice versa.*

The table below provides statistical information concerning the Australian Pacing Gold Sales focusing on NSW Breeders Challenge Eligible Yearlings, NSW Vendors and NSW Buyers.

APG Sale Review	2015	2016	2017	2018	Var	Var	Var	Var
					2018/2015 #	2018/2017 #	2018/2015 %	2018/2017 %
Yearlings offered at NSW Sale	180	189	184	183	3	(1)	1.7%	(0.5%)
NSWBC Eligible Yearlings offered at NSW Sale	163	178	174	169	6	(5)	3.7%	(2.9%)
VIC Branded Yearlings at NSW Sale	28	21	9	33	5	24	17.9%	266.7%
Other Branded Yearlings at NSW Sale	2	2	2	1	(1)	(1)	(50.0%)	(50.0%)
Yearlings Passed In at NSW Sale	29	31	36	26	(3)	(10)	(10.3%)	(27.8%)
Yearlings purchased by NSW Buyers at NSW Sale	77	95	94	97	20	3	26.0%	3.2%
Yearlings purchased by Interstate/Overseas Buyers at NSW Sale	74	63	54	60	(14)	6	(18.9%)	11.1%
Yearlings offered by NSW Vendors at VIC Sale	16	11	18	24	8	6	50.0%	33.3%
Yearlings purchased by NSW Buyers at VIC Sale	17	21	23	17	0	(6)	0.0%	(26.1%)
Yearlings offered by NSW Vendors at QLD Sale	6	2	2	2	(4)	0	(66.7%)	0.0%
Yearlings purchased by NSW Buyers at QLD Sale	7	6	8	8	1	0	14.3%	0.0%

Of note:

- In 2017 there was a sharp decrease in Non-NSW branded horses being entered into the Sydney sale, however in 2018 it increased significantly to the most in the four (4) years analysed
- The number of horses Passed In at the NSW sale had increased each year, however this number decreased to the lowest of the four (4) years in 2018.
- In 2018 there was an increase in the number of yearlings purchased by NSW buyers at the NSW Sale.
- NSW Buyers had consistently purchased more horses at the VIC sales compared to the number of Yearlings offered by NSW Vendors at those sales, however this statistic flipped in 2018.



## 9. Breeders Challenge Nominations

The following table provides the number of eligible horses for the NSW Breeders Challenge and the number and percentage sustained for each Series.

Series	Foaled	Live Foals notified to NSW	Foal Nominations	Eligible Horses	2YOs Sustained	% Sustained	3YOs Sustained	% Sustained
1	2005/06	1,713	N/A	1,713	771	45%	771	45%
2	2006/07	1,617	N/A	1,617	842	52%	842	52%
3	2007/08	1,220	N/A	1,220	709	58%	709	58%
4	2008/09	1,174	N/A	1,174	858	73%	598	51%
5	2009/10	1,226	94	1,320	784	59%	584	44%
6	2010/11	1,405	90	1,495	811	54%	580	39%
7 ^	2011/12	1,402	97	1,499	818	55%	759	51%
8	2012/13	1,312	115	1,427	898	63%	721	51%
9	2013/14	1,238	143	1,381	760	55%	809	59%
10 #	2014/15	1,148	118	1,266	801	63%	743	59%
11	2015/16	1,143	174	1,317	945	72%		
12	2016/17	1,045	79	1,124				
13*	2017/18	1,112						

*There was an Equine Influenza outbreak in 2007, the effects were felt for three (3) seasons.*

*^ Nominators Bonus (\$3,000 cash) announced to commence for foals born in 2011/12 and NSW Breeders Challenge Owners Bonus Certificates increase from \$2,000 to \$2,500.*

*# NSW Breeders Challenge Owners Bonus Certificates increase from \$2,500 to \$3,000.*

*\* Series 13 Foal Nominations are not due until 31 August 2018.*

### Comment

The NSW Breeders Challenge eligibility conditions have changed over the years. Up to Series 3 sustainability was based on one payment, with the take up rate averaging 51%. It is evident that allowing owners to sustain per year has had an increase in the overall amount of horses that sustain.

There is a continual decline in eligible horses for the NSW Breeders Challenge. This has resulted in recent times due to less Stallions domiciled in NSW. However, Series 4 had the least amount of eligible horses yet still recorded the highest amount of 2YO sustainers and equal amount of 3YO sustainers up until series 10, which saw an increase that has stayed consistent for two seasons with 59% of 3YO's sustained.

Since Series 4, 2YO's sustaining for subsequent Series has dropped. However, we can see that there was a high take up of 2YO's for Series 11 with 72% consisting of 945 horses sustained which nearly equals the highest amount of horses to sustain as a 2YO to date.

Interestingly there was a higher percentage of 2013/14 foals sustain as 3YO's compared to as 2YO's, this is the first time this has happened as normally there is an attrition of sustained horses the second year.

## 10. Breeders Challenge Certificates

The table below shows the number of certificates issued each racing season and how they have been redeemed or in some cases have not been used and expired.

Racing/Breeding Season	Issued	Redeemed						Expired / Outstanding
		Service	%	Yearling	%	Cash	%	
2008/09	226	134	61%	74	34%	12	5%	6 (exp)
2009/10	199	141	76%	32	17%	13	7%	13 (exp)
2010/11	240	188	83%	38	17%	N/A	N/A	14 (exp)
2011/12	244	179	78%	50	22%	N/A	N/A	15 (exp)
2012/13	282	226	83%	47	17%	N/A	N/A	9 (exp)
2013/14	353	260	80%	66	20%	N/A	N/A	27 (exp)
2014/15	473	315	73%	119	27%	N/A	N/A	38 (exp) / 1
2015/16	398	247	72%	96	28%	N/A	N/A	26 (exp) / 29
2016/17	452	215	70%	91	30%	N/A	N/A	146
2017/18*	357	68	57%	51	43%	N/A	N/A	238
<b>Total</b>	<b>3,224</b>	<b>1,973</b>	<b>61%</b>	<b>664</b>	<b>21%</b>	<b>25</b>	<b>1%</b>	<b>148/414</b>

\* As at 9 July 2018, redemptions skewed as Yearling Sales have taken place, while breeding season is to come.

### Comment

There is evidence that the Breeders Challenge Owners Bonus Certificates are a valued tool for breeders and yearling buyers. Minimal certificates issued have expired since 2008/09.

As the conditions of the Certificates have changed on numerous occasions since their inception, there have been differing trends of redemption.

For instance certificates could be cashed for half their value. However, looking at the cash redemptions it can be said that they were minimal, meaning the Certificates were predominately used for breeding or a yearling purchase.

There has been a continual increase of redemptions for yearling purchases since the 2014/15 season. In recent times yearling purchases nearly consist to one third of redemptions. This is a result of current owners choosing to reinvest in a yearling rather than breed themselves. Nonetheless the proportion of certificates used for services to mares still remains high, which has helped to enhance the number of broodmares bred annually.

**Nominators Bonus:** The NSW Breeders Challenge Foal Nominators Bonus is a cash payment. The funds distributed cannot be tracked to confirm whether Foal Nominators reinvested the money back into breeding or to purchase yearlings at sales.

# 11. Owners Bonus Certificate Winners

The table below shows the number and percentage of winners of NSW Breeders Challenge Owners Bonus Certificates for the period 01/09/09 to 09/07/2018.

Breeders Challenge Owners Bonus certificates are redeemable against the purchase price of a Breeders Challenge eligible yearling at any Australian Public Yearling Sale or against the service fees of stallions nominated for the NSW Breeding Schemes and associated breeding fees.

Age of Winner	Number	Percentage
2YO Only	324	12.5%
3YO Only	968	37.4%
2YO & 3YO	309	11.9%
4YO	686	26.5%
5YO	209	8.1%
6YO	60	2.3%
7YO	20	0.8%
8YO	8	0.3%
9YO	2	0.1%
<b>TOTAL</b>	<b>2,586</b>	<b>100%</b>
Winners	Number	Percentage
2YO or 3YO	1,601	61.9%
4YO or older	985	38.1%

The additional cost to the HRNSW budget by extending the certificates beyond 2YO and 3YO horses was \$459,000 in the 2015/16 racing season and in 2016/17 an additional \$504,000 was required.

## Comment

The above table shows that almost two (2) in every three (3) (61.9%) NSW Breeders Challenge eligible winning horse wins its Bonus as a juvenile (2YO and/or 3YO).

Of the juvenile winners:

- 324 horses won as a 2YO and did not win as a 3YO (20.2%)
- 968 horses won as a 3YO and did not win as a 2YO (60.5%)
- 309 horses won as a 2YO and also as a 3YO (19.3%)

The above table also shows that just over one (1) in every three (3) (38.1%) NSW Breeders Challenge eligible winning horse wins its bonus as a 4YO or older horse.

Of the 4yo or older winners:

- 686 won as a 4YO (69.7%)
- 209 won as a 5YO (21.2%)
- 60 won as a 6YO (6.1%)
- 30 won as a 7YO or older horse (3.0%)

## 12. NSW Live Foal & Starters Summary

The table below shows the current live foal totals and the percentage of 2YO and 3YO starters.

Foaling Season	Live Foals Notified	2YO	%	3YO	%
2006/07	1,617	451	27.9%	737	45.6%
2007/08	1,220	416	34.1%	685	56.1%
2008/09	1,174	460	39.2%	655	55.8%
2009/10	1,226	454	37.0%	688	56.1%
2010/11	1,405	442	31.5%	707	50.3%
2011/12	1,402	418	29.8%	654	46.6%
2012/13	1,360	356	27.1%	574	43.8%
2013/14	1,332	361	29.2%	609	45.7%
2014/15	1,163	327	28.1%	N/A	N/A
2015/16	1,143	N/A	N/A	N/A	N/A
2016/17	1,004	N/A	N/A	N/A	N/A
2017/18	1,119	N/A	N/A	N/A	N/A

***N.B. 2yo and 3yo starters include all Australian bred starters. NZ and USA bred starters have been excluded, therefore the percentage is only a guide.***

***\* Total is live foals notified to NSW***

### **Comment**

There was a significant increase in the percentage of 2YO's and 3YO's that made the race track in the 2009/10 through to 2013/14 racing seasons.

It is a concerning trend that less than 30% of 2YO's and less than 50% of 3YO's have raced since the 2011/12 foaling season.

A smaller percentage of starters against a smaller pool of foals will adversely affect the total horse population going forward.



***IGNATIUS, pictured winning the Alabar NSW Breeders Challenge 3YO Colts & Geldings Final***



The table below shows the total number of starts, races, total starts and starts per starter by 2YO's and 3YO's.

Foaling Season	Starters							
	2YO Total Starters	2YO Total Races	2YO Total Starts	2YO Starts/Starter	3YO Total Starters	3YO Total Races	3YO Total Starts	3YO Starts/Starter
2006/07	470	259	2,138	4.55	808	616*	5,936	7.35
2007/08	429	238	1,935	4.51	739	759*	5,032	6.81
2008/09	478	263	2,156	4.51	767	976*	5,850	7.63
2009/10	491	263	2,144	4.37	809	1,023*	6,094	7.53
2010/11	467	287	2,308	4.94	800	998*	6,513	8.14
2011/12	445	253	2,052	4.35	738	1,160*	5,393	7.31
2012/13	377	199	1,633	4.33	660	949*	4,868	7.38
2013/14	377	204	1,654	4.39	692	887*	5,007	7.24
2014/15	348	195	1,586	4.56				

**N.B. Starters include all starters regardless of state/country of birth**

*\* includes 3YO+ races*

### **Comment**

The total number of 2YO races conducted in the 2014/15, 2015/16 and 2016/17 racing seasons has decreased dramatically when comparing them to the previous four (4) racing seasons (they averaged 266 races against 199 races in the past three (3) seasons).

The number of total 2YO starts per starter has also decreased the past four (4) racing seasons.

Of concern is the number of 3YO starters and total starts in the 2015/16 racing season where less than 700 horses raced and they had less than 5,000 total starts for the first time. In 2016/17 there were still less than 700 individual starters, however the total starts increased to slightly over 5,000.



**MISS HALFPENNY,**  
*wins in a tight finish to the Alabar NSW Breeders Challenge 2YO Fillies Final*



# 13. Imports & Exports

The table below shows the number of imports and exports from NSW to New Zealand and the USA and to NSW from New Zealand and the USA.

Racing Season	Imports from		Exports to	
	NZ	USA	NZ	USA
2006/07	118	2	12	13
2007/08	78	2	1	2
2008/09	119	3	9	5
2009/10	194	3	13	8
2010/11	265	5	13	0
2011/12	292	5	35	0
2012/13	284	4	47	8
2013/14	255	9	38	7
2014/15	248	5	39	17
2015/16	224	0	34	46
2016/17	190	1	25	23
<b>TOTAL</b>	<b>2,267</b>	<b>39</b>	<b>266</b>	<b>129</b>
<b>AVERAGE</b>	<b>206</b>	<b>4</b>	<b>24</b>	<b>12</b>

**USA Imports are predominately Stallions and not race horses.**

When considering the movement of horses between NSW, New Zealand and the USA, on average over the last eleven (11) racing seasons there have been 206 imports into NSW and 36 exports out of NSW.

The number of imports into NSW from New Zealand has increased significantly in the previous six (6) racing seasons, compared to the four (4) before, with over 200 horses consistently being imported, however this number dropped to under 200 for the first time in seven (7) years in 2016/17.

Due to dollar parity there was a stoppage of exports to the USA in 2010/11, however in 2014/15 there were 15 horses exported and a further 46 exported in 2015/16. This number normalised to 23 during the 2016/17 season.

With the success of exported horses increasing and the Australian Dollar decreasing it is expected that the number of exported horses to the USA will continue to increase.



**SHARTIN NZ**  
*(by Tintin In America NZ)*  
**is the best performing**  
**mare in North America in**  
**2018.**

# 14. Series', Schemes & Incentives

The following race series', bonus schemes and incentives are available in NSW.

## RACE SERIES

### Breeders Challenge Major Race Series



The aim of the Breeders Challenge Race Series is to promote improvement in the quality of the Standardbred breed in NSW, provide an incentive to domicile more mares in NSW and to reward NSW breeders through the development of a lucrative race series and bonus scheme in their home state.

For Breeders Challenge eligible 2YO and 3YOs, heats of \$15,000 are conducted at racetracks throughout NSW, with \$25,000 semi-finals and \$125,000 finals (2YO) and \$150,000 finals (3YO) held at Tabcorp Park Menangle

A 4YO series with \$25,000 semi-finals and \$100,000 finals is also conducted at Tabcorp Park Menangle.

All Finals are held at Tabcorp Park Menangle on the last Sunday in June.

Prizemoney for all NSW Breeders Challenge events is split 80% to the owners (1<sup>st</sup> to last), 5% each to the trainer, driver, the foal nominator and the stallion nominator of all runners.



**ELLE YEAH** celebrated her win with Breeder, Owner Matthew Nagle and Trainer, Driver Dennis Picker after the Alabar NSW Breeders Challenge 4YO Mares Final

Breeders Challenge Blue



HRNSW in conjunction with the NSW Harness Racing Club introduced a new race series for horses that are 100% NSW Bred. Scheduled to run between the Major Race series and the Regional Finals in July, these races are designed to give 100% NSW bred horses another opportunity at earning prizemoney.

The races are restricted to Breeders Challenge eligible horses that have been sustained for their respective season that also meet the following criteria:

- Sire physically stood in NSW in the season of conception, and;
- Dam served or inseminated in NSW, and;
- Foal born in NSW and notified to HRNSW.

Tabcorp Park Menangle host both 2YO & 3YO feature events worth \$50,000 each for both genders with performance based eligibility restrictions.

It must be acknowledged that there is a prizemoney contribution of \$150,000 by Club Menangle for this series.



***WRITE ABOUT LEXY*** pictured winning the 2018 Alabar NSW Breeders Challenge Blue  
2YO Fillies Final



## Breeders Challenge Regional Finals



Wagga, Parkes, Newcastle, Goulburn, Young & Bathurst have conducted successful Breeders Challenge Regional Finals since their inception in 2010.

In 2017 for the first time there were \$10,000 Semi Finals conducted for the 3YO and 4YO divisions in each gender.

The Breeders Challenge Regional Finals feature six \$30,000 finals for Breeders Challenge eligible 2YOs, 3YOs and 4YOs of both sexes, from 2017 the Series will permanently be conducted at Paceway Bathurst.

### Trot NSW Race Series

A Trotters Race Series was added from Series 7 (foals born from the 2011/12 season) onwards and from 2017 does not form part of the NSW Breeders Challenge. Eligibility criteria along with nomination and sustaining fees are the same as those already in place for the pacers.

The Trotters Race Series has been introduced to create more opportunity for owners and breeders of square gaiters to earn more prizemoney while encouraging more participants to breed trotters in NSW.

The series comprises one off Group 2 \$30,000 races for 2YO, 3YO and 4YO/5YO and going forward all finals are run at Tabcorp Park Menangle at that same meeting in May each year.



**RED HOT TOOTH won the 4YO & 5YO Trot NSW Final in 2018**

**BONUS SCHEMES**

**Breeders Challenge Owners Bonus Scheme**



The Breeders Challenge Owners Bonus Scheme rewards owners of Breeders Challenge eligible horses and encourages reinvestment in the breeding industry. Certificates are applied to all NSW Career or Metropolitan Penalty class races.

It was first introduced in 1998/99 (as the State Bred Bonus Scheme) and certificates were valued at \$1,500. They have since increased in value three times (2000/01 to \$2,000, 2010/11 to \$2,500 and in 2014/15 to \$3,000).

The owners of Breeders Challenge eligible and sustained 2YO and 3YOs each win a \$3,000 bonus certificate for a horse's first Career Penalty win in NSW for the season.

Breeders Challenge eligible and sustained 4YO or older horses also win a \$3,000 Bonus Certificate for their first Career or Metropolitan Penalty win in NSW provided they have not won a bonus certificate as a 2YO or 3YO.

Breeders Challenge Owners Bonus certificates are redeemable against the purchase price of a Breeders Challenge eligible yearling at any Australian Public Yearling Sale, the purchase price of a Breeders Challenge eligible horse at a trialling sale; against the service fees of stallions nominated for the NSW Breeding Schemes and for the fees associated with getting a broodmare in foal.



***HARDHITTER, purchased from the APG Sydney Sale for \$90,000 had a large group of happy owners on hand after his Alabar 2YO NSW Breeders Challenge win***



## Breeders Challenge Nominators Bonus



The Breeders Challenge Nominators Bonus was introduced to reward nominators of foals conceived from the 2010/11 season (Series 7) onwards.

The nominators of Breeders Challenge eligible and sustained 2YO and 3YOs win a \$3,000 cash bonus for a horse's first Career Class win in NSW for the season.

Breeders Challenge eligible and sustained 4YO, 5YO & 6YO horses also win a \$3,000 cash bonus for their first Career or Metropolitan Class win in NSW (provided they have not won a cash bonus previously).

Eligible and sustained 7YO's will be eligible to win certificates from the 2018/19 season, 8YO's in 2019/20 and so on.

Breeders Challenge Owners and Nominators Bonuses raise the value of an eligible horse's first NSW Career Penalty win to a minimum of \$9,000 (includes base prizemoney).

In addition, except for NSW Breeders Challenge Finals (as there is already a prizemoney percentage for nominators built into these events), should a Breeders Challenge eligible and sustained 2YO, 3YO or 4YO win a Group 1 race in Australia, the nominator of the horse shall receive 10% of the race's total advertised 1st placegetter's prizemoney.



*Broodmare in foal residing at Yirribee Pacing Stud.*

## MARE & STALLION INCENTIVES

### Breeders Challenge Blue Incentive Certificate



The Breeders Challenge Blue Incentive Certificates provide a \$500 subsidy to breeders that patronise Trotting Gait Stallions.

In order to be eligible, the mare must be served or inseminated in NSW, the sire must be nominated for the Trot NSW Series and the service fee must be related to the conception of a foal during the current breeding season.

Breeders are provided with a \$500 Certificate upon providing proof that their mare is in foal by way of a 45 day pregnancy test.

The Certificate can be used to offset the stallion fee.

### Stallion Nominations

Nomination for the NSW Breeding Schemes allows stallions to have Owners Bonus Certificates used against their service fees, and their nominators are paid 5% of Breeders Challenge prizemoney.

In order to participate in the NSW Breeding Schemes, a stallion must be nominated by a stud which agrees to pay foal fees to HRNSW. The fees for both NSW and Non-NSW based stallions are charged on a live-foal basis for all Alabar Breeders Challenge eligible foals registered in NSW, or registered elsewhere but nominated for the NSW Breeding Schemes.

Foal eligibility for the NSW Breeding Schemes is not determined by interstate or international stallion nominations, as a foal by any stallion may be eligible for inclusion should they be out of a NSW based mare.

Stallion fees for foals nominated for NSW Breeders Challenge are subsidised by HRNSW through Tax Parity for NSW domiciled stallions and are \$110 per live foal for interstate stallions.

Stallion nominator payments apply in the Alabar Breeders Challenge series for which stallion fees were charged.

## **Stallion Incentive Scheme**

HRNSW announced the Stallion Incentive Scheme in 2009/10. It was introduced to encourage owners of highly credentialed stallions to stand them in NSW by offering an advertising subsidy which provides coverage on Trots TV, in the e- Gazette, HRNSW website and in the National Trotguide.

The amount of subsidy for each individual Stallion is based on criteria which were developed in consultation with Harness Breeders NSW (HBNSW).

The full incentive was formally paid to Studs the first year the Stallion stood in NSW and the subsidy was then matched dollar for dollar in the second year (i.e. a Stallion receives an incentive of \$15,000 the first year, HRNSW and the Stud will contribute \$7,500 in the second year).

In 2017/18 this changed as studs are now afforded a subsidy for the first three (3) years, with the first and second season fully subsidised and the third year on a 50/50 basis.

## **Colonial Stallion Bonus**

\$500 is payable upon a live foal to the Foal Nominator of a mare served by an eligible Colonial Bred Stallion conceived from the 2014/15 breeding season.

The Conditions are as follows:

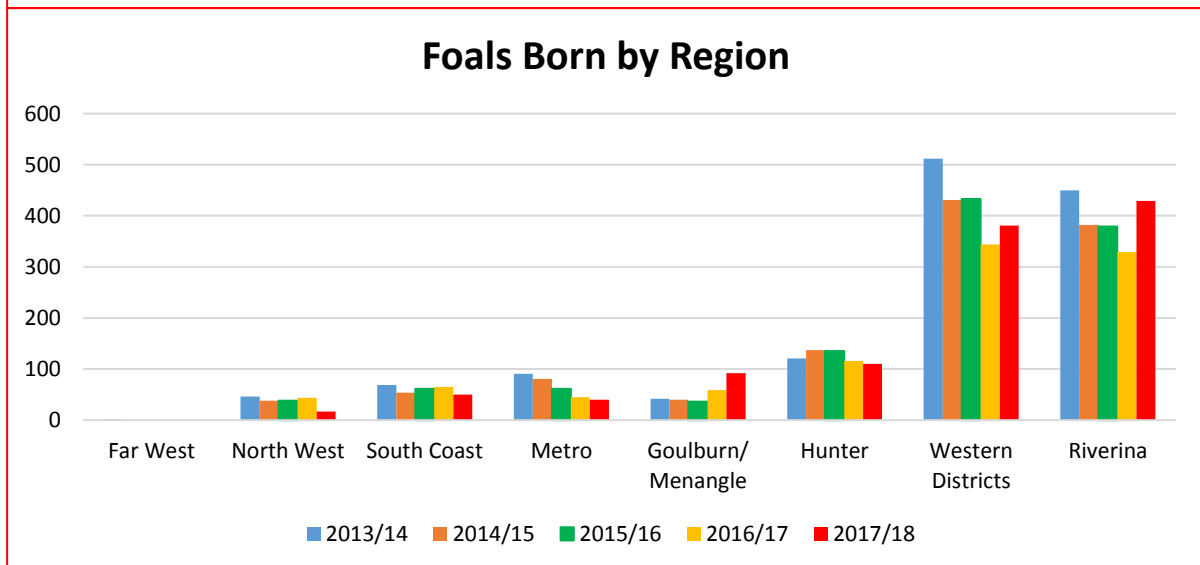
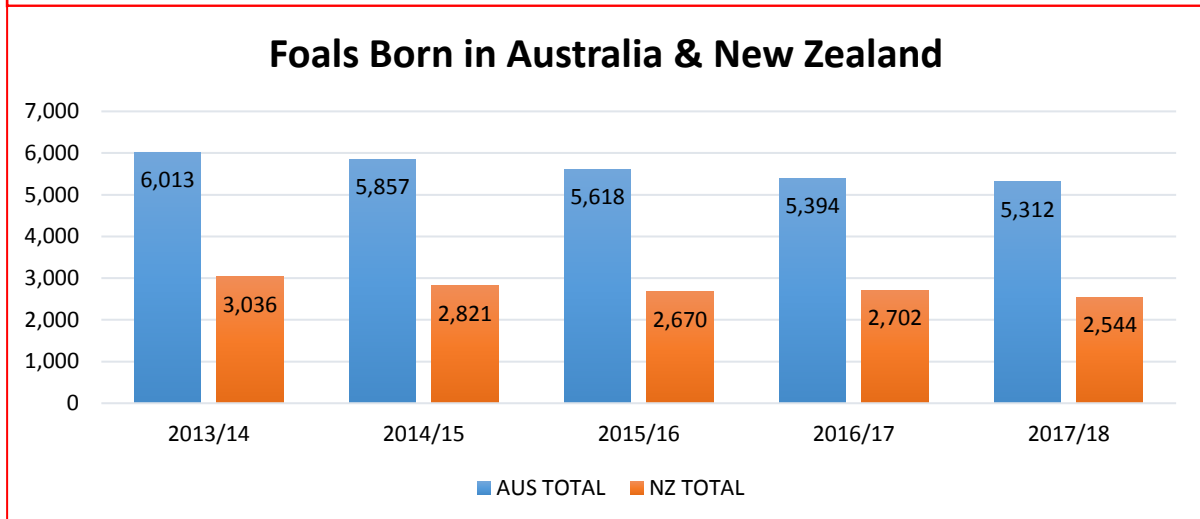
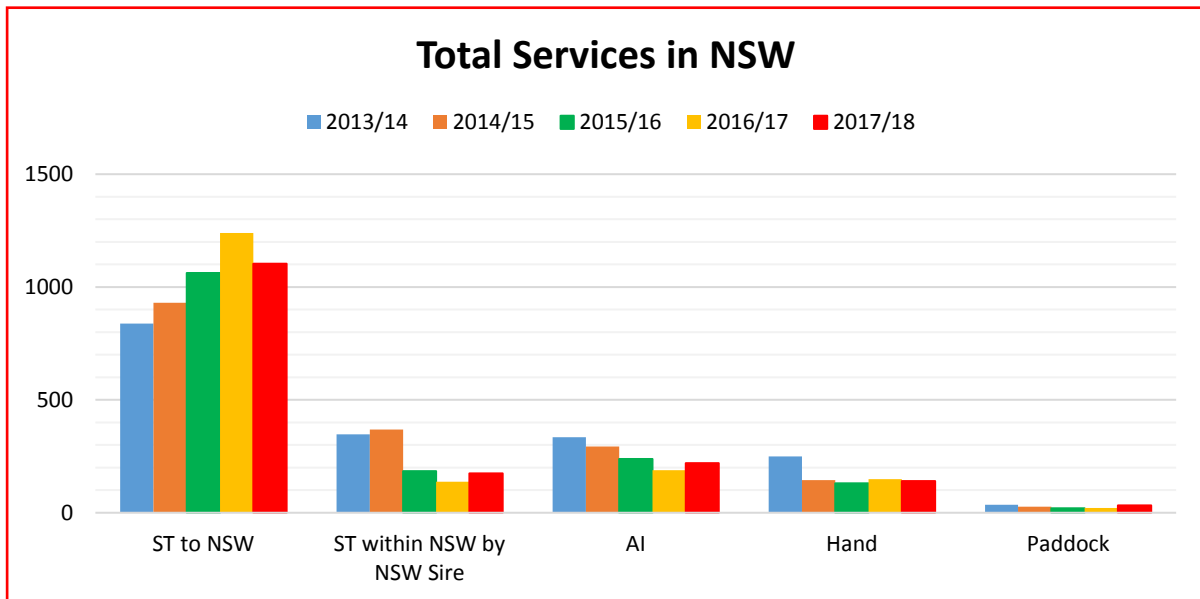
- a) The stallion must have been bred in Australasia.
- b) The stallion must have won a Group 1 race and must be standing at a NSW stud.
- c) The sire of the stallion must have won a Group 1 or equivalent race.
- d) The stallion must be nominated for the NSW Breeders Challenge.

Foal nominators may use the \$500 to offset NSW Breeders Challenge fees at the time of Foal Notification.



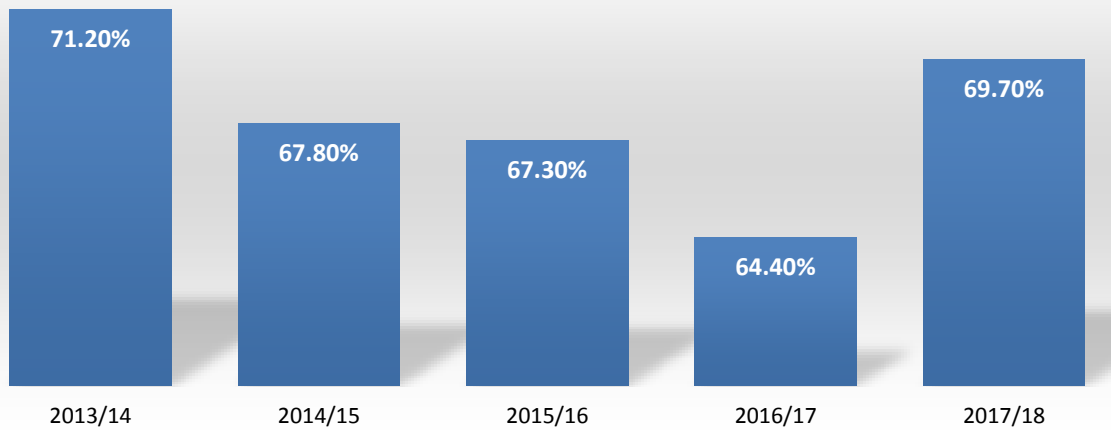
***Multiple Group 1 Winner & Colonial Stallion Bonus Sire – FOR A REASON***

# 15. Graphical Representations

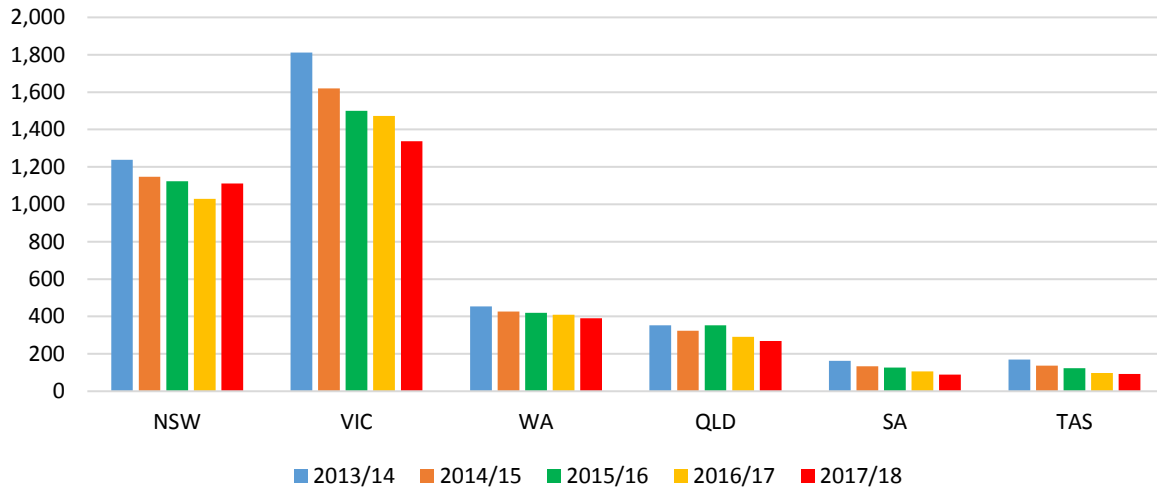




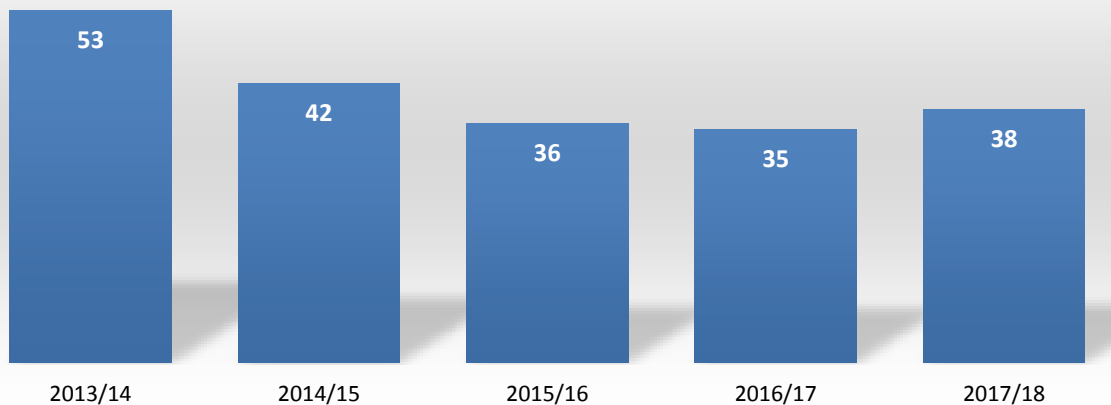
### NSW Foals Born/NSW Mares Served %



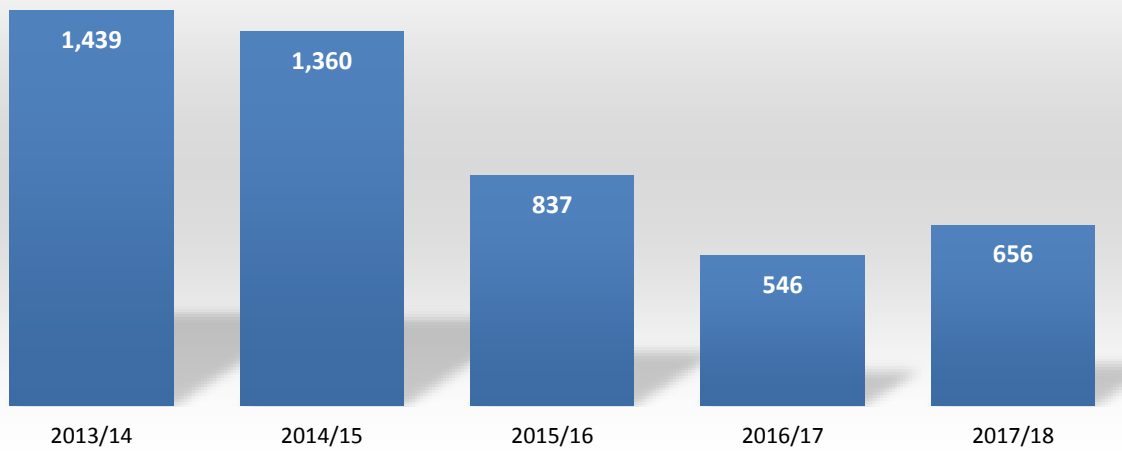
### Alive Foals Born by State



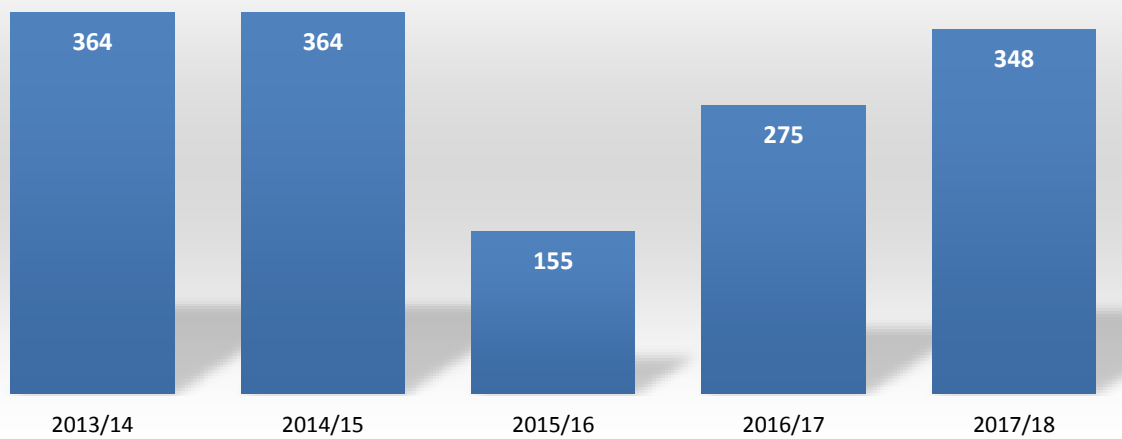
### Stallions Standing in NSW



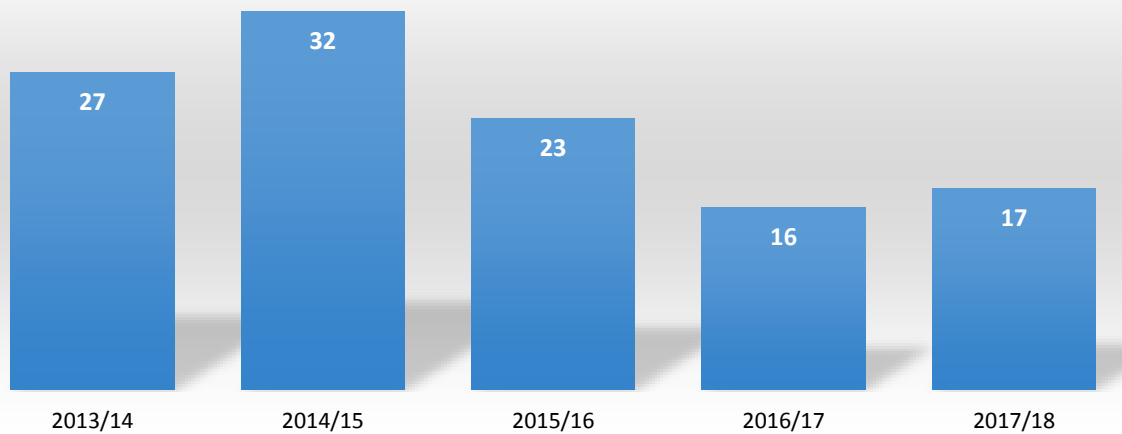
### Services by NSW Stallions



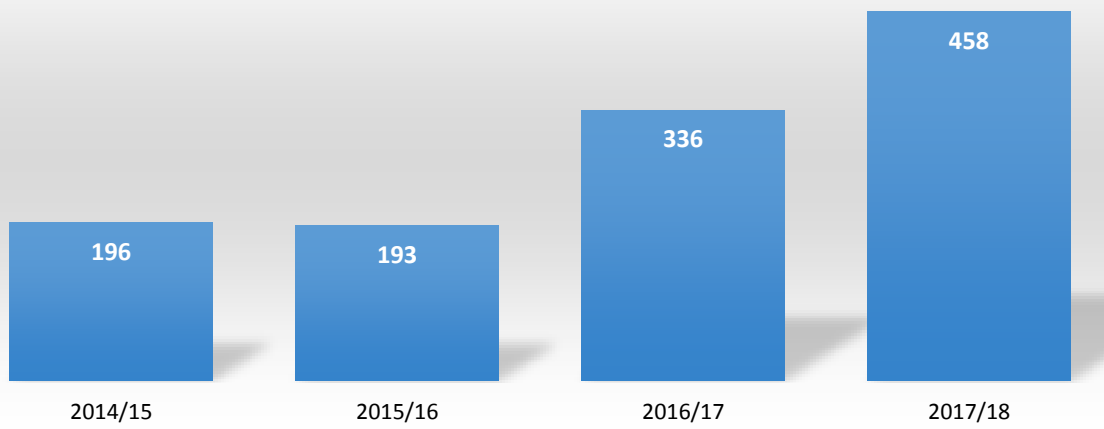
### Services by Incentive Scheme Stallions



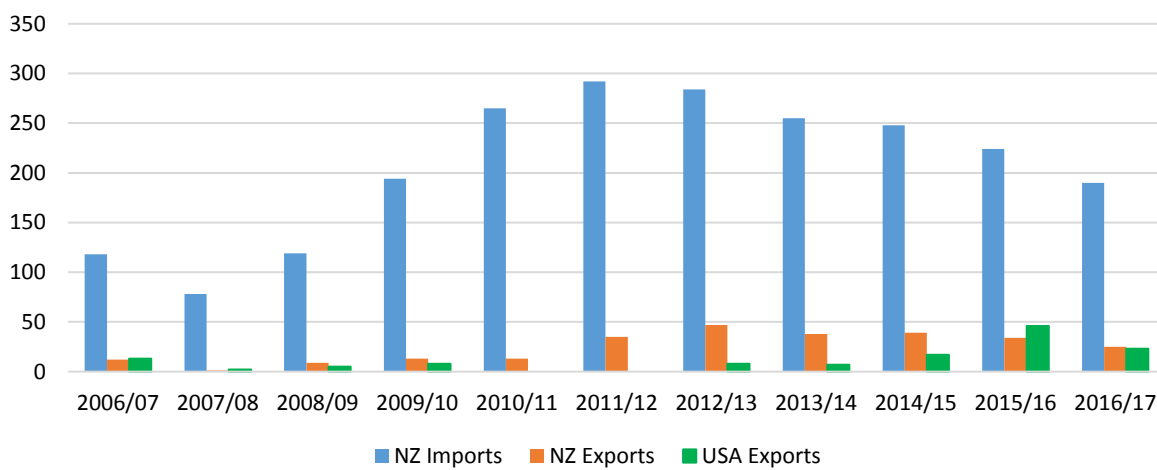
### Average Services by NSW Stallions



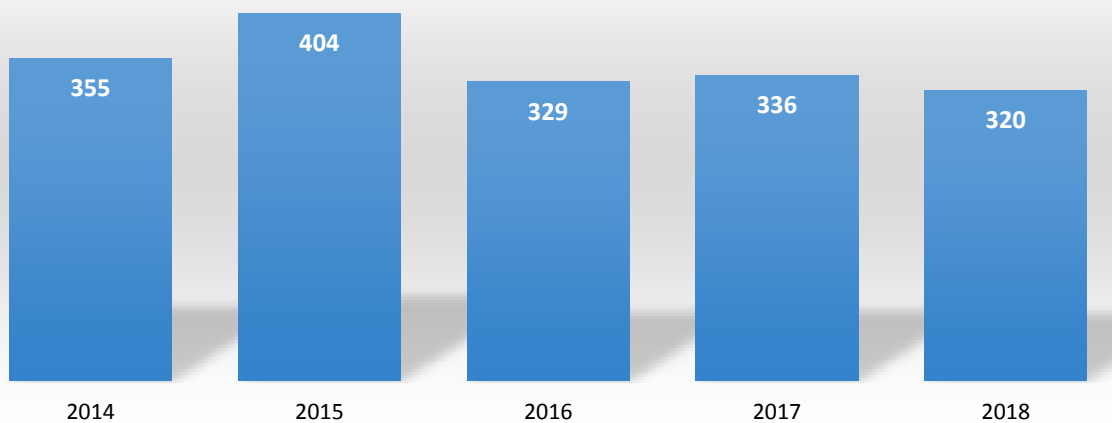
### Services by Colonial Stallion Bonus Stallions



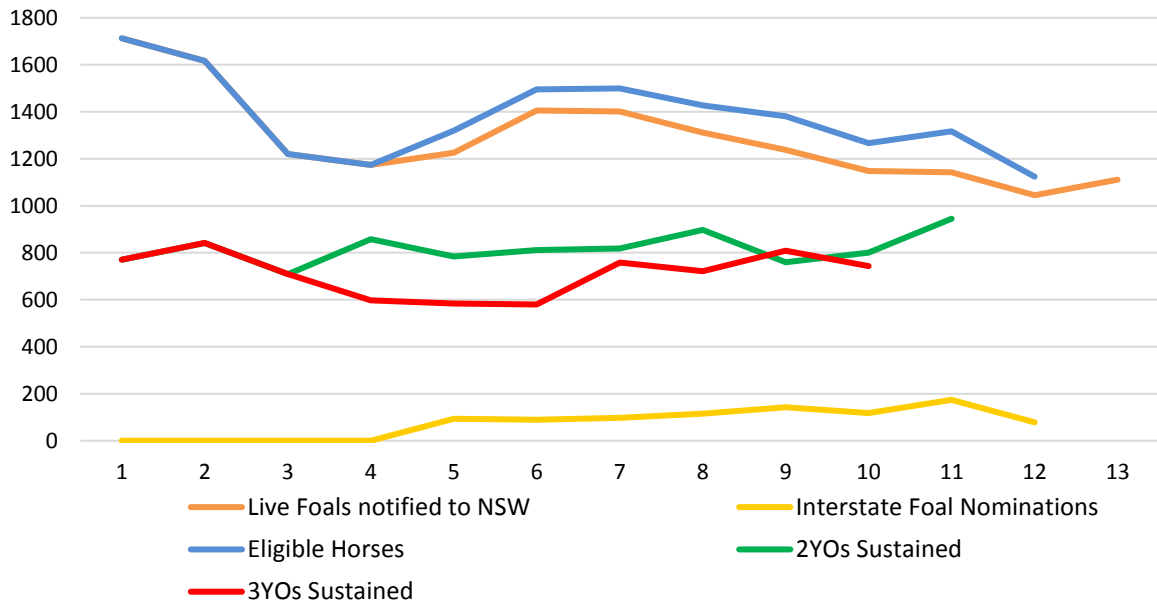
### Imports/Exports



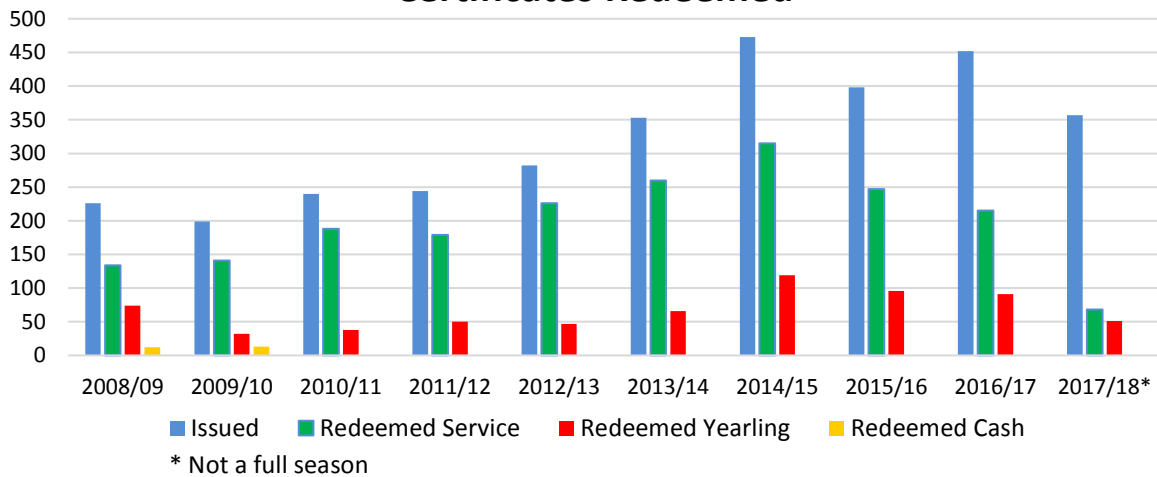
### Yearlings offered at NSW Sales



### Breeders Challenge Nominations

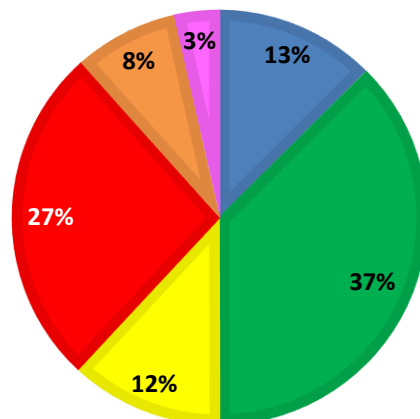


### Certificates Redeemed



### Age of Certificate Winners

■ 2YO Only ■ 3YO Only ■ 2YO & 3YO ■ 4YO ■ 5YO ■ 6YO +







# IT PAYS TO BE NSW BRED

For as little as \$325 you may be eligible for up to \$15,000 worth of Bonuses and your share of prizemoney as below

NSW BREEDERS CHALLENGE	2YO	3YO	4YO	5YO +
<b>\$3,000 FOAL NOMINATORS CASH BONUS</b>	Yes	Yes	If <u>not</u> won as a 2YO or 3YO	If <u>not</u> won as a 2YO, 3YO or 4YO. Eligible up to 7YO
<b>\$3,000 OWNERS BONUS CERTIFICATE*</b>	Yes	Yes	If <u>not</u> won as a 2YO or 3YO	If <u>not</u> won as a 2YO, 3YO or 4YO
<b>\$3,000 TRUE BLUE BONUS (100% NSW Bred)</b> Cash Bonus to the Owner - commences with 2017/18 foals	Yes	Yes, if <u>not</u> won as a 2YO	No	No
<b>MAJOR SERIES</b> (gender specific)	\$15,000 Heats \$25,000 Semis \$125,000 Final	\$15,000 Heats \$25,000 Semis \$150,000 Final	- \$25,000 Semis \$100,000 Final	No
<b>REGIONAL FINALS</b> (gender specific)	- \$30,000 Final	\$10,000 Heats \$30,000 Final	\$10,000 Heats \$30,000 Final	No
<b>EVOLUTION SERIES</b> (combined & gender specific series – dates apply)	No	\$10,000 Heats \$20,000 Finals	No	No
<b>BLUE SERIES (100% NSW Bred)</b> (gender specific)	\$50,000 Final	\$50,000 Final	No	No

All bonuses are payable upon a horse's **first Career Penalty win in NSW**

\* **Bonus Certificates are redeemable on:**

- Breeding Fees & associated Agistment costs
- Service Fees & Semen Transport
- Yearling Sale Purchase
- NSW Breeders Challenge Sustaining Fees

For further information contact Alana Toulmin 02 9722 6619 [futurities@hrnsw.com.au](mailto:futurities@hrnsw.com.au) or visit [www.hrnsw.com.au](http://www.hrnsw.com.au)





