

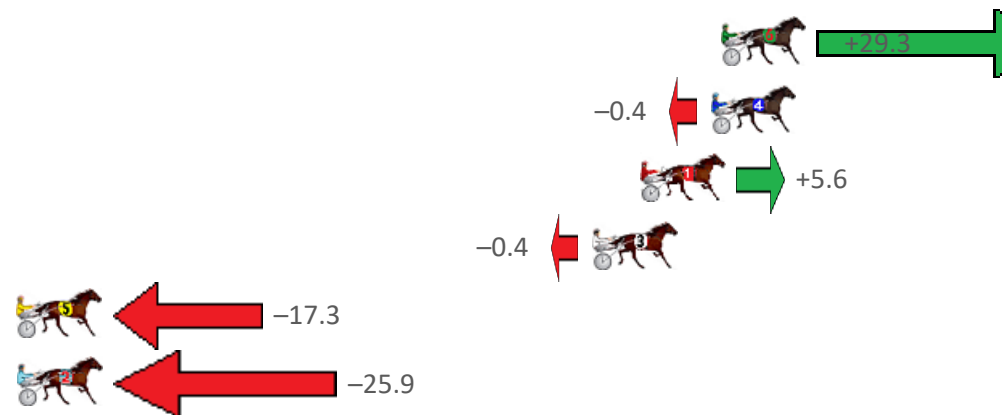
# Goulburn Race 1 Distance 1710m

Monday, 27 November 2023

Gross Time: 2:10.40 MileRate: 2:02.80 LeadTime: 7.20s First Qtr: 30.60s Second Qtr: 31.30s Third Qtr: 31.20s Fourth Qtr: 30.10s

NoHorse	Plc	Mar	800 Posi	400 Posi	Time	3rd Qtr	4th Qtr
6 YUKOND ME	1	0.0m	29.3m (1)	12.1m (0)	2:10.40	29.85s	29.18s
4 RACING EYES	2	0.4m	0.0m (0)	0.0m (0)	2:10.43	31.20s	30.13s
1 KENNYWOULD	3	3.2m	8.8m (0)	8.4m (0)	2:10.65	31.16s	29.71s
3 TARENDAISE	4	5.1m	4.7m (0)	4.2m (0)	2:10.80	31.16s	30.18s
5 GIN TONIQUE	5	43.6m	26.3m (0)	20.5m (0)	2:13.84	30.72s	31.98s
2 MYTHICAL RAINBOW	6	65.1m	39.2m (0)	42.3m (0)	2:15.53	31.38s	32.01s

## Finish Position and metres gained from 800m







# Harness Analyser

Sectional Analysis Software – Not just a formguide!

[www.facebook.com/PJHarnessRacing](https://www.facebook.com/PJHarnessRacing)



RISE Digital, Harness Racing Australia nor the provider accepts any responsibility for the completeness or accuracy of any of the information contained herein, and makes no representations about its suitability for any particular purpose. Users should make their own judgements about those matters and/or seek independent advice. You assume all risks associated with use of data provided on this page

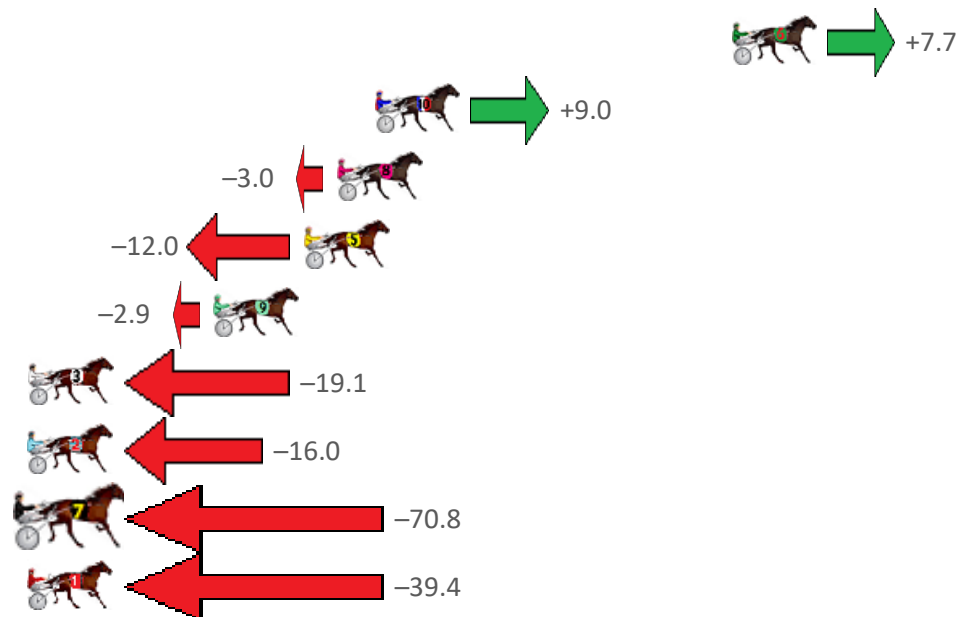
# Goulburn Race 2 Distance 1710m

Monday, 27 November 2023

Gross Time: 2:07.30 MileRate: 1:59.80 LeadTime: 7.00s First Qtr: 30.10s Second Qtr: 30.60s Third Qtr: 29.00s Fourth Qtr: 30.60s

NoHorse	Plc	Mar	800 Posi	400 Posi	Time	3rd Qtr	4th Qtr
6 ELLOWEN	1	0.0m	7.7m (1)	0.0m (0)	2:07.30	28.45s	30.60s
10 OH NOVA LOVE	2	14.2m	23.2m (1)	19.4m (2)	2:08.44	28.77s	30.30s
8 LOVE WHO	3	15.7m	12.7m (1)	10.3m (1)	2:08.56	28.85s	31.10s
5 SALLY EM	4	17.0m	5.0m (0)	8.1m (0)	2:08.66	29.24s	31.36s
9 ONAWINGANDAPRA	5	20.6m	17.7m (1)	15.1m (2)	2:08.95	28.85s	31.13s
3 SUGAR HIGH	6	28.5m	9.4m (0)	13.0m (0)	2:09.58	29.28s	31.92s
2 STRONG DESIRE	7	29.9m	13.9m (0)	18.4m (1)	2:09.69	29.36s	31.63s
7 MERKEL	8	70.8m	0.0m (0)	18.9m (0)	2:12.97	30.40s	34.87s
1 WALKABOUT SUNRIS	9	71.6m	32.2m (0)	47.5m (0)	2:13.03	30.20s	32.81s

Finish Position and metres gained from 800m



## PJ Harness Analyser

Sectional Analysis Software – Not just a formguide!

[www.facebook.com/PJHarnessRacing](https://www.facebook.com/PJHarnessRacing)



RISE Digital, Harness Racing Australia nor the provider accepts any responsibility for the completeness or accuracy of any of the information contained herein, and makes no representations about its suitability for any particular purpose. Users should make their own judgements about those matters and/or seek independent advice. You assume all risks associated with use of data provided on this page

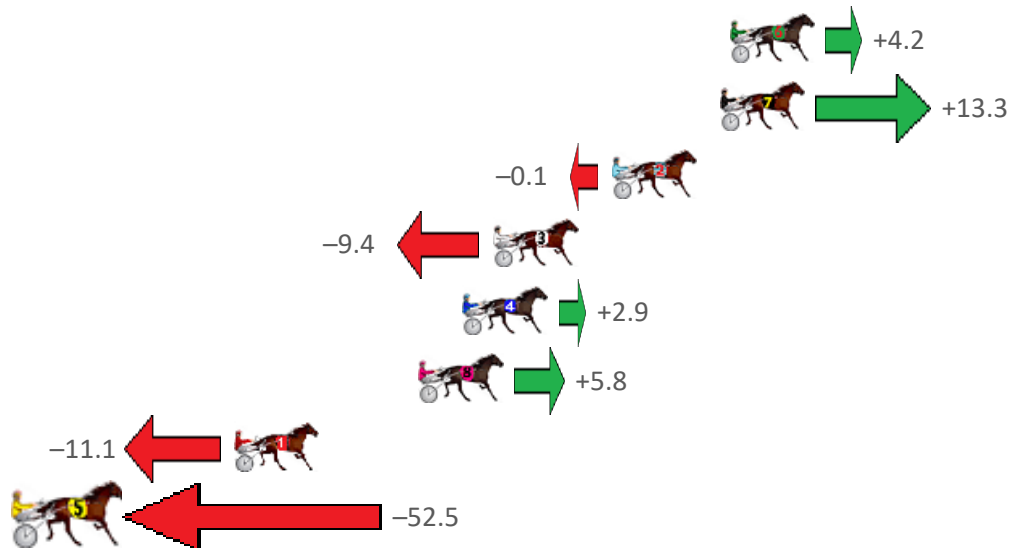
# Goulburn Race 3 Distance 1710m

Monday, 27 November 2023

Gross Time: 2:04.30 MileRate: 1:57.00 LeadTime: 7.20s First Qtr: 28.10s Second Qtr: 30.10s Third Qtr: 28.10s Fourth Qtr: 30.80s

NoHorse	Plc	Mar	800 Posi	400 Posi	Time	3rd Qtr	4th Qtr
6 SHEZA LENNY	1	0.0m	4.2m (1)	4.9m (0)	2:04.30	28.17s	30.44s
7 THERES WALLY	2	0.4m	13.7m (1)	0.0m (0)	2:04.33	27.15s	30.83s
2 SHOULDBETWOBYT	3	4.7m	4.6m (0)	17.2m (0)	2:04.68	29.04s	29.92s
3 JOHNNY DEE	4	9.4m	0.0m (0)	13.1m (0)	2:05.06	29.06s	30.60s
4 MOVINTOHELLANDB	5	10.6m	13.5m (0)	24.0m (1)	2:05.15	28.92s	29.89s
8 BELLRIVERGIRL	6	12.4m	18.2m (1)	19.1m (2)	2:05.30	28.23s	30.40s
1 NIFTY SCHOOBEE	7	19.7m	8.6m (0)	23.0m (0)	2:05.89	29.18s	30.71s
5 MANKIND	8	61.0m	8.5m (1)	17.5m (1)	2:09.21	28.79s	34.43s

## Finish Position and metres gained from 800m



**PJ Harness Analyser**  
Sectional Analysis Software – Not just a formguide!

[www.facebook.com/PJHarnessRacing](https://www.facebook.com/PJHarnessRacing)



RISE Digital, Harness Racing Australia nor the provider accepts any responsibility for the completeness or accuracy of any of the information contained herein, and makes no representations about its suitability for any particular purpose. Users should make their own judgements about those matters and/or seek independent advice. You assume all risks associated with use of data provided on this page

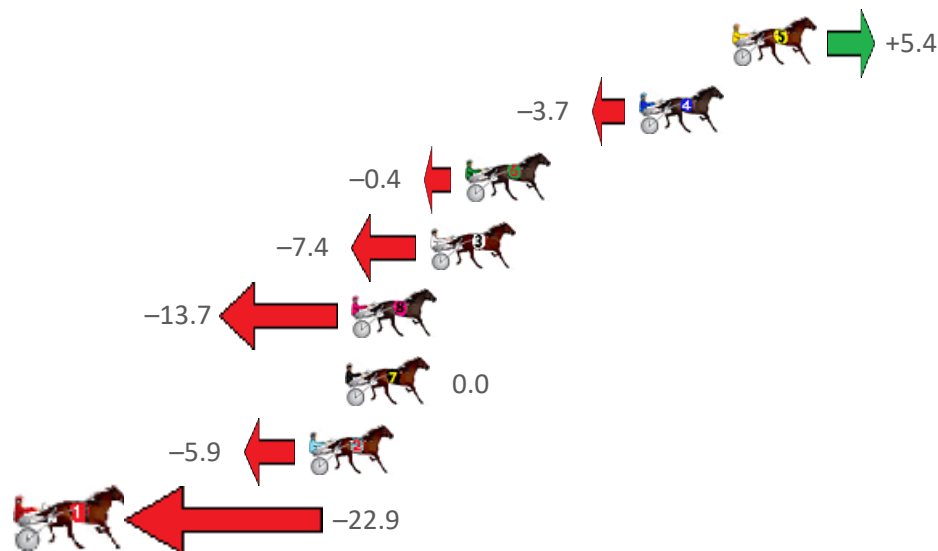
# Goulburn Race 4 Distance 1710m

Monday, 27 November 2023

Gross Time: 2:04.30 MileRate: 1:57.00 LeadTime: 7.10s First Qtr: 29.40s Second Qtr: 30.90s Third Qtr: 28.10s Fourth Qtr: 28.80s

NoHorse	Plc	Mar	800 Posi	400 Posi	Time	3rd Qtr	4th Qtr
5 DREAM TO DANCE	1	0.0m	5.4m (1)	5.1m (1)	2:04.30	28.09s	28.44s
4 JAZZMIN	2	3.7m	0.0m (0)	0.0m (0)	2:04.58	28.10s	29.08s
6 MERCURIUS	3	10.6m	10.2m (1)	9.6m (1)	2:05.10	28.07s	28.92s
3 DOUBLE LINES	4	12.0m	4.6m (0)	5.1m (0)	2:05.21	28.14s	29.35s
8 ALABAMA LIONESS	5	15.1m	1.4m (1)	1.1m (1)	2:05.44	28.09s	29.86s
7 HAPPY HAMISH	6	15.4m	15.4m (1)	14.1m (1)	2:05.46	28.03s	28.96s
2 OUR THUNDER	7	16.8m	10.9m (0)	10.8m (0)	2:05.57	28.10s	29.31s
1 KANGALLOOLAH BLIN	8	41.2m	18.3m (0)	18.1m (0)	2:07.41	28.10s	30.63s

## Finish Position and metres gained from 800m



# PJ Harness Analyser

Sectional Analysis Software - Not just a formguide!

[www.facebook.com/PJHarnessRacing](https://www.facebook.com/PJHarnessRacing)



RISE Digital, Harness Racing Australia nor the provider accepts any responsibility for the completeness or accuracy of any of the information contained herein, and makes no representations about its suitability for any particular purpose. Users should make their own judgements about those matters and/or seek independent advice. You assume all risks associated with use of data provided on this page

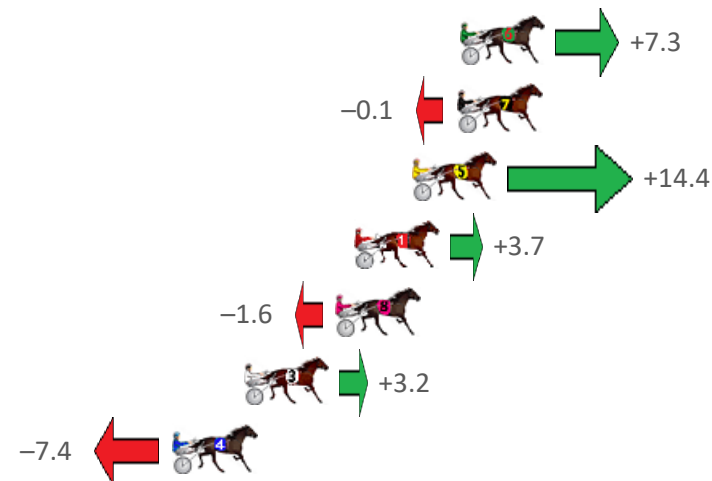
# Goulburn Race 5 Distance 1710m

Monday, 27 November 2023

Gross Time: 2:04.70 MileRate: 1:57.30 LeadTime: 7.00s First Qtr: 30.50s Second Qtr: 29.60s Third Qtr: 28.50s Fourth Qtr: 29.10s

NoHorse	Plc	Mar	800 Posi	400 Posi	Time	3rd Qtr	4th Qtr
6 CLEMENTSORRELL	1	0.0m	7.3m (1)	6.7m (2)	2:04.70	28.47s	28.62s
7 DIDSHEDOIT	2	0.1m	0.0m (0)	0.0m (0)	2:04.71	28.50s	29.11s
5 BETTOR SENSATION	3	1.9m	16.3m (1)	16.5m (1)	2:04.85	28.53s	28.07s
1 HURRICANE STRIDE	4	4.2m	7.9m (0)	8.1m (0)	2:05.02	28.52s	28.84s
8 ULTIMATE AD	5	4.9m	3.3m (1)	3.4m (1)	2:05.07	28.51s	29.23s
3 NOTMUCHUPTOP	6	8.6m	11.8m (1)	12.3m (1)	2:05.36	28.55s	28.88s
4 BREXITT	7	11.4m	4.0m (0)	3.9m (0)	2:05.57	28.50s	29.69s

## Finish Position and metres gained from 800m



# PJ Harness Analyser

Sectional Analysis Software – Not just a formguide!

[www.facebook.com/PJHarnessRacing](https://www.facebook.com/PJHarnessRacing)



RISE Digital, Harness Racing Australia nor the provider accepts any responsibility for the completeness or accuracy of any of the information contained herein, and makes no representations about its suitability for any particular purpose. Users should make their own judgements about those matters and/or seek independent advice. You assume all risks associated with use of data provided on this page

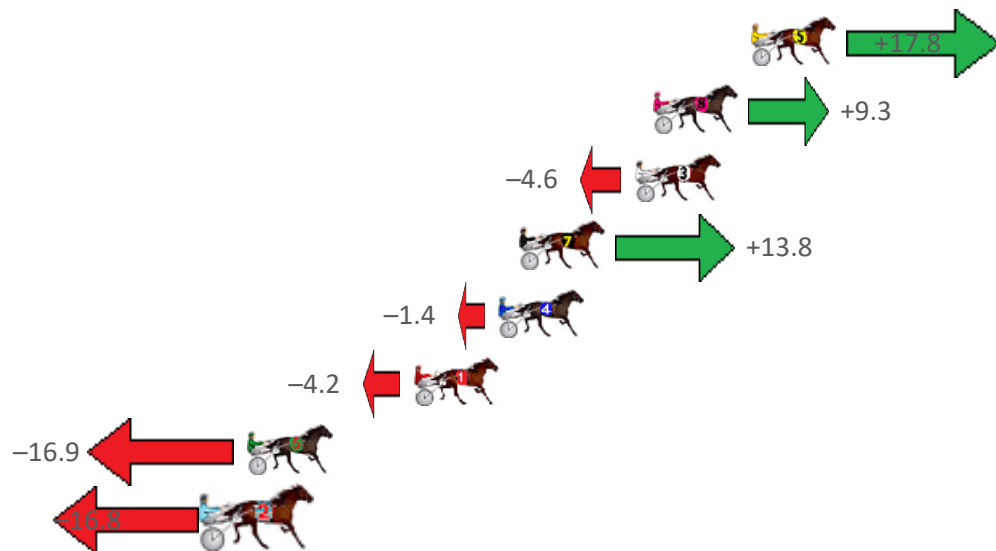
# Goulburn Race 6 Distance 1710m

Monday, 27 November 2023

Gross Time: 2:04.30 MileRate: 1:57.00 LeadTime: 7.00s First Qtr: 31.20s Second Qtr: 28.80s Third Qtr: 27.90s Fourth Qtr: 29.40s

NoHorse	Plc	Mar	800 Posi	400 Posi	Time	3rd Qtr	4th Qtr
5 ARENA QUEEN	1	0.0m	17.8m (1)	14.6m (3)	2:04.30	27.71s	28.36s
8 ELECTRA GIRL	2	3.9m	13.2m (1)	9.6m (3)	2:04.60	27.67s	29.02s
3 OPERATIVE ANNA	3	4.6m	0.0m (0)	0.0m (0)	2:04.65	27.90s	29.75s
7 SIX AGAIN	4	9.2m	23.0m (1)	19.1m (3)	2:05.01	27.67s	28.75s
4 HALLOWEEN	5	10.0m	8.6m (1)	6.7m (2)	2:05.07	27.79s	29.69s
1 JACKS UP	6	13.4m	9.2m (0)	9.6m (0)	2:05.33	27.94s	29.75s
6 NONE GRATER	7	20.0m	3.1m (1)	4.5m (1)	2:05.84	28.01s	30.62s
2 NIFTY RONALD	8	21.4m	4.6m (0)	5.1m (0)	2:05.95	27.94s	30.69s

Finish Position and metres gained from 800m



## PJ Harness Analyser

Sectional Analysis Software - Not just a formguide!

[www.facebook.com/PJHarnessRacing](http://www.facebook.com/PJHarnessRacing)



RISE Digital, Harness Racing Australia nor the provider accepts any responsibility for the completeness or accuracy of any of the information contained herein, and makes no representations about its suitability for any particular purpose. Users should make their own judgements about those matters and/or seek independent advice. You assume all risks associated with use of data provided on this page

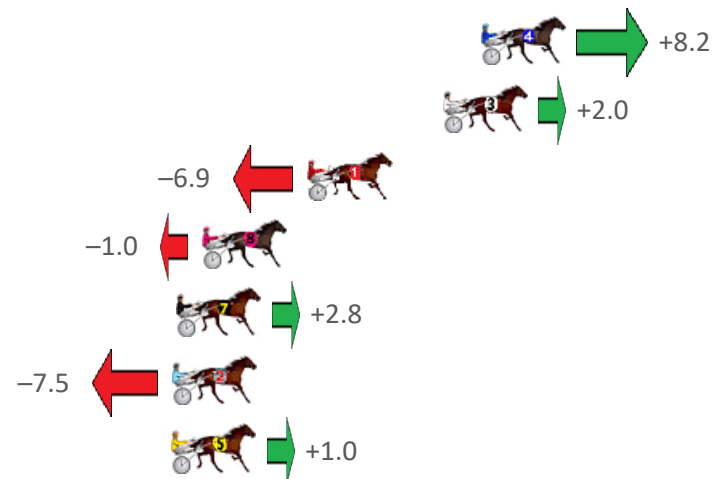
# Goulburn Race 7 Distance 1710m

Monday, 27 November 2023

Gross Time: 2:04.60 MileRate: 1:57.30 LeadTime: 7.40s First Qtr: 30.20s Second Qtr: 31.20s Third Qtr: 27.10s Fourth Qtr: 28.70s

NoHorse	Plc	Mar	800 Posi	400 Posi	Time	3rd Qtr	4th Qtr
4 MADAM MAGGIE	1	0.0m	8.2m (1)	4.3m (1)	2:04.60	26.85s	28.40s
3 OHANA DANCER	2	1.5m	3.5m (1)	0.0m (1)	2:04.71	26.87s	28.81s
1 WOODLEA BEAVER	3	6.9m	0.0m (0)	0.6m (0)	2:05.12	27.14s	29.18s
8 SATIN BANYULA	4	11.1m	10.1m (0)	9.8m (0)	2:05.44	27.10s	28.86s
7 AERODYNE GUY	5	12.1m	14.9m (0)	12.1m (2)	2:05.51	26.94s	28.77s
2 EXPLOSIVE BRONSKI	6	12.3m	4.8m (0)	5.8m (0)	2:05.53	27.18s	29.23s
5 ARTFUL JACK	7	12.3m	13.3m (1)	10.1m (1)	2:05.53	26.91s	28.93s

## Finish Position and metres gained from 800m



# PJ Harness Analyser

Sectional Analysis Software – Not just a formguide!

[www.facebook.com/PJHarnessRacing](https://www.facebook.com/PJHarnessRacing)



RISE Digital, Harness Racing Australia nor the provider accepts any responsibility for the completeness or accuracy of any of the information contained herein, and makes no representations about its suitability for any particular purpose. Users should make their own judgements about those matters and/or seek independent advice. You assume all risks associated with use of data provided on this page




# Goulburn Race 8 Distance 1710m

Monday, 27 November 2023

Gross Time: 2:03.80 MileRate: 1:56.50 LeadTime: 7.20s First Qtr: 29.30s Second Qtr: 31.70s Third Qtr: 28.60s Fourth Qtr: 27.00s

NoHorse	Plc	Mar	800 Posi	400 Posi	Time	3rd Qtr	4th Qtr
4 BAXTER RED	1	0.0m	0.0m (0)	0.0m (0)	2:03.80	28.60s	27.00s
5 RAGING SEA	2	4.9m	4.1m (1)	2.3m (1)	2:04.15	28.47s	27.19s
7 SWEDISH MEATBALL	3	12.2m	12.9m (1)	11.0m (1)	2:04.67	28.45s	27.11s
2 CASTER SEMENYA	4	14.5m	5.1m (0)	4.6m (0)	2:04.83	28.56s	27.71s
1 CAPTAIN DAN	5	15.7m	9.6m (0)	8.7m (0)	2:04.92	28.52s	27.52s
8 DAGGY LAMB	6	15.9m	8.4m (1)	7.0m (1)	2:04.93	28.49s	27.65s
6 THE TALK	7	17.3m	17.4m (1)	15.6m (1)	2:05.03	28.45s	27.15s
3 NOWHERE NEAR CRA	8	20.0m	14.4m (0)	13.3m (0)	2:05.22	28.50s	27.50s

## Finish Position and metres gained from 800m



# PJ Harness Analyser

Sectional Analysis Software – Not just a formguide!

[www.facebook.com/PJHarnessRacing](https://www.facebook.com/PJHarnessRacing)



RISE Digital, Harness Racing Australia nor the provider accepts any responsibility for the completeness or accuracy of any of the information contained herein, and makes no representations about its suitability for any particular purpose. Users should make their own judgements about those matters and/or seek independent advice. You assume all risks associated with use of data provided on this page



# Goulburn Race 9 Distance 1710m

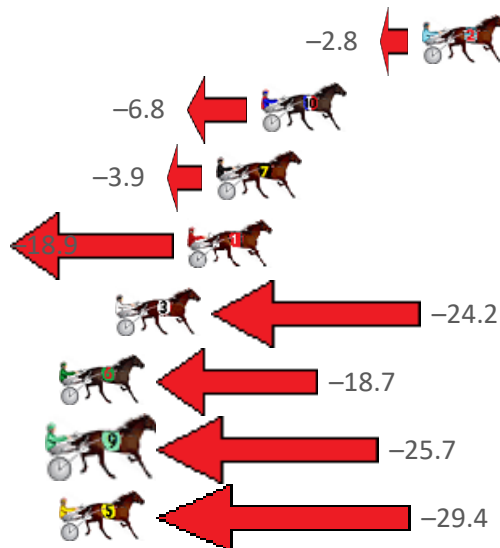
Monday, 27 November 2023

Gross Time: 2:02.60 MileRate: 1:55.40 LeadTime: 7.00s First Qtr: 27.50s Second Qtr: 32.10s Third Qtr: 28.00s Fourth Qtr: 28.00s

NoHorse	Plc	Mar	800 Posi	400 Posi	Time	3rd Qtr	4th Qtr
---------	-----	-----	----------	----------	------	---------	---------

4 MY CRACKLING ROSI	1	0.0m	0.0m (0)	0.0m (0)	2:02.60	28.00s	28.00s
2 HEAVENLY REASON	2	13.6m	10.8m (1)	7.5m (1)	2:03.60	27.77s	28.48s
10 MAJOR HUSS	3	20.0m	13.2m (0)	17.2m (0)	2:04.07	28.28s	28.27s
7 SKYE MARY MAC	4	21.8m	17.9m (2)	11.8m (2)	2:04.20	27.57s	28.78s
1 BOLDINO	5	22.9m	4.0m (0)	4.6m (0)	2:04.29	28.04s	29.37s
3 BULLY BOURNE	6	25.8m	1.6m (1)	2.9m (1)	2:04.50	28.09s	29.70s
6 WHYIMAN	7	34.1m	15.4m (1)	16.1m (1)	2:05.11	28.05s	29.39s
9 BENTLY BULLET	8	34.3m	8.6m (0)	13.2m (0)	2:05.12	28.32s	29.60s
5 BELL RIVERKID	9	35.9m	6.5m (1)	11.5m (1)	2:05.24	28.35s	29.84s

Finish Position and metres gained from 800m



**PJ Harness Analyser**  
Sectional Analysis Software – Not just a formguide!

[www.facebook.com/PJHarnessRacing](https://www.facebook.com/PJHarnessRacing)



RISE Digital, Harness Racing Australia nor the provider accepts any responsibility for the completeness or accuracy of any of the information contained herein, and makes no representations about its suitability for any particular purpose. Users should make their own judgements about those matters and/or seek independent advice. You assume all risks associated with use of data provided on this page