

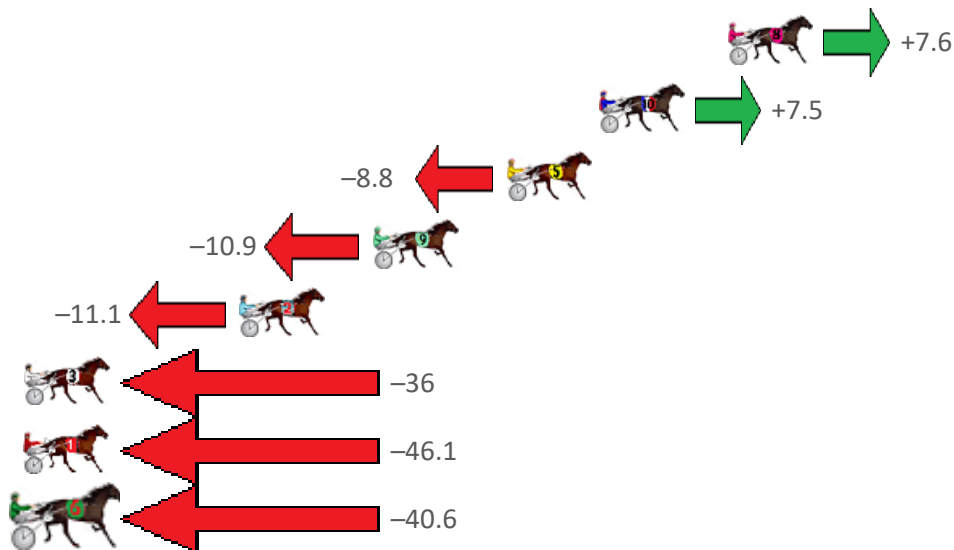
# Menangle Race 1 Distance 1609m

Tuesday, 28 November 2023

Gross Time: 1:57.30 MileRate: 1:57.30 LeadTime: 0.00s First Qtr: 28.40s Second Qtr: 30.40s Third Qtr: 29.10s Fourth Qtr: 29.40s

NoHorse	Plc	Mar	800 Posi	400 Posi	Time	3rd Qtr	4th Qtr
8 PHARISEE	1	0.0m	7.6m (1)	5.7m (1)	1:57.30	28.97s	28.99s
10 CHIEF RUNNINGCLO	2	5.1m	12.6m (1)	10.1m (1)	1:57.69	28.93s	29.06s
5 MOCCA FRANCY	3	8.8m	0.0m (0)	0.0m (0)	1:57.98	29.10s	30.08s
9 TIGER TEE	4	14.1m	3.2m (1)	1.3m (1)	1:58.39	28.97s	30.39s
2 THE NIGHT KING	5	19.4m	8.3m (0)	15.6m (1)	1:58.80	29.63s	29.76s
3 ALDEBARAN YAHTZE	6	39.9m	4.2m (0)	12.7m (0)	2:00.38	29.72s	31.56s
1 YOUNG SON	7	62.1m	16.0m (0)	31.9m (0)	2:02.09	30.26s	31.87s
6 PEGASUS RAINBOW	8	74.3m	33.7m (0)	38.0m (0)	2:03.03	29.42s	32.37s

## Finish Position and metres gained from 800m



# PJ Harness Analyser

Sectional Analysis Software – Not just a formguide!

[www.facebook.com/PJHarnessRacing](https://www.facebook.com/PJHarnessRacing)



RISE Digital, Harness Racing Australia nor the provider accepts any responsibility for the completeness or accuracy of any of the information contained herein, and makes no representations about its suitability for any particular purpose. Users should make their own judgements about those matters and/or seek independent advice. You assume all risks associated with use of data provided on this page

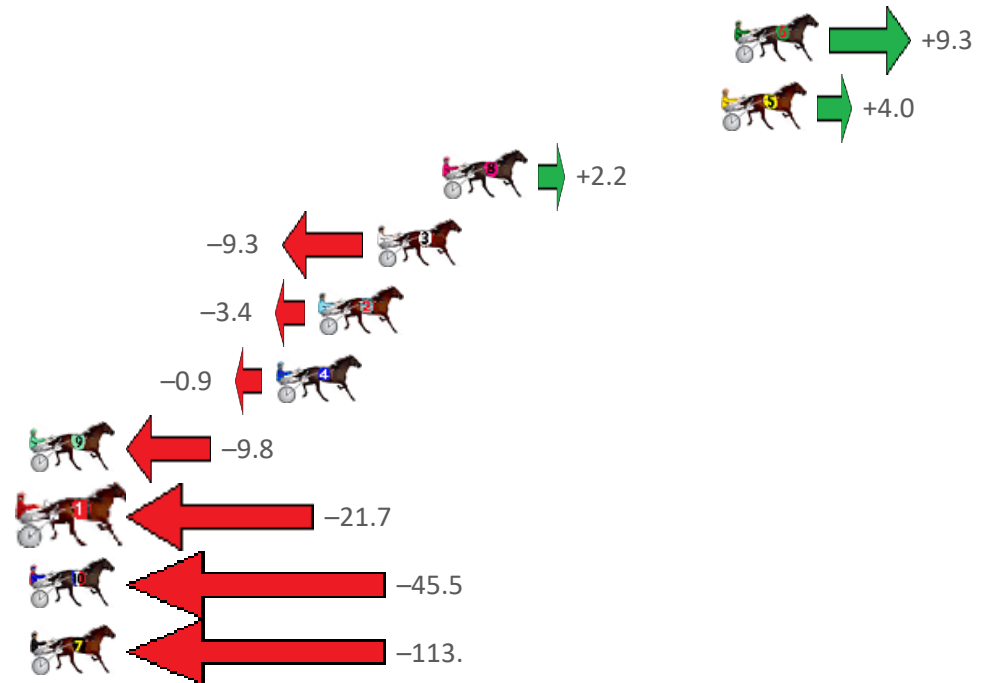
# Menangle Race 2 Distance 1609m

Tuesday, 28 November 2023

Gross Time: 1:56.70 MileRate: 1:56.70 LeadTime: 0.00s First Qtr: 28.10s Second Qtr: 30.10s Third Qtr: 28.80s Fourth Qtr: 29.70s

NoHorse	Plc	Mar	800 Posi	400 Posi	Time	3rd Qtr	4th Qtr
6 AFFAIRE DE COVER	1	0.0m	9.3m (1)	4.6m (1)	1:56.70	28.47s	29.37s
5 ITZFERGIETIME	2	0.5m	4.5m (0)	9.6m (1)	1:56.74	29.17s	29.04s
8 KYVALLEY FINN	3	11.6m	13.8m (1)	9.7m (2)	1:57.60	28.52s	29.89s
3 MONARCH STRIDE	4	14.2m	4.9m (1)	0.0m (0)	1:57.81	28.45s	30.81s
2 FLASH KYVALLEY	5	16.5m	13.1m (0)	18.9m (1)	1:57.98	29.23s	29.61s
4 MELPARK MAGIC	6	18.2m	17.3m (0)	20.7m (2)	1:58.12	29.07s	29.61s
9 VALLEY STAR	7	29.8m	20.0m (1)	17.1m (3)	1:59.02	28.61s	30.78s
1 VIKSUN	8	30.6m	8.9m (0)	14.1m (2)	1:59.08	29.19s	31.05s
10 RED HARBOUR	9	45.5m	0.0m (0)	5.0m (0)	2:00.24	29.16s	32.88s
7 SIMONE LINDENNY	10	268.5m	155.3m (0)	178.0m (0)	2:17.60	30.62s	37.66s

Finish Position and metres gained from 800m



## PJ Harness Analyser

Sectional Analysis Software – Not just a formguide!

[www.facebook.com/PJHarnessRacing](https://www.facebook.com/PJHarnessRacing)



RISE Digital, Harness Racing Australia nor the provider accepts any responsibility for the completeness or accuracy of any of the information contained herein, and makes no representations about its suitability for any particular purpose. Users should make their own judgements about those matters and/or seek independent advice. You assume all risks associated with use of data provided on this page

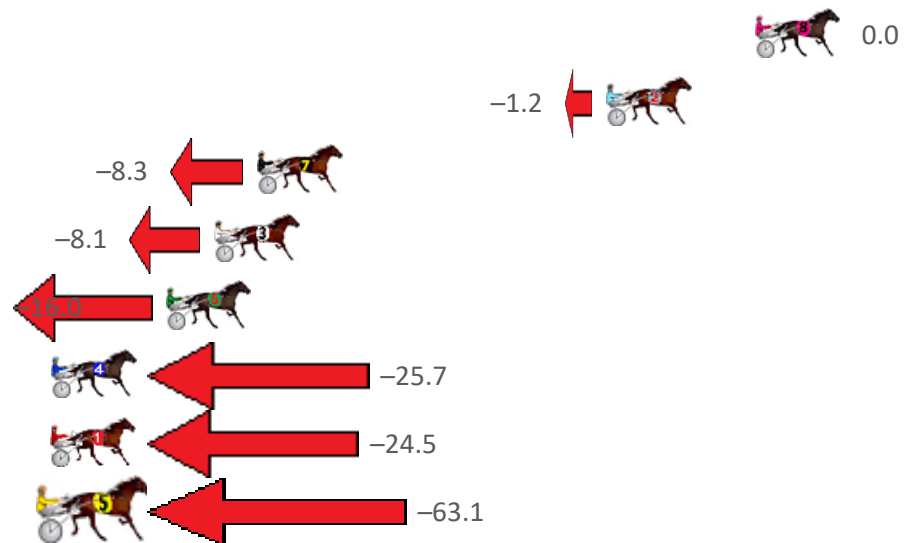
# Menangle Race 3 Distance 1609m

Tuesday, 28 November 2023

Gross Time: 1:54.00 MileRate: 1:54.00 LeadTime: 0.00s First Qtr: 28.80s Second Qtr: 29.90s Third Qtr: 27.70s Fourth Qtr: 27.60s

NoHorse	Plc	Mar	800 Posi	400 Posi	Time	3rd Qtr	4th Qtr
8 AMERICAN RAINBO	1	0.0m	0.0m (0)	0.0m (0)	1:54.00	27.70s	27.60s
2 OUR ULTIMATE IVY	2	5.9m	4.7m (0)	4.4m (0)	1:54.43	27.68s	27.73s
7 KNIGHT WALKER	3	19.8m	11.5m (1)	15.5m (2)	1:55.44	27.98s	27.97s
3 FIFTYSHADES CRESC	4	21.5m	13.4m (0)	15.7m (0)	1:55.56	27.86s	28.08s
6 THREE LINED	5	23.4m	7.4m (1)	10.7m (1)	1:55.70	27.93s	28.57s
4 SCANDALIZING	6	28.4m	2.7m (1)	4.3m (1)	1:56.06	27.81s	29.37s
1 DOROTHYS DELIGHT	7	33.5m	9.0m (0)	11.1m (0)	1:56.43	27.84s	29.27s
5 WILL I AM	8	156.6m	93.5m (0)	103.3m (0)	2:05.37	28.36s	31.87s

Finish Position and metres gained from 800m



## PJ Harness Analyser

Sectional Analysis Software – Not just a formguide!

[www.facebook.com/PJHarnessRacing](https://www.facebook.com/PJHarnessRacing)



RISE Digital, Harness Racing Australia nor the provider accepts any responsibility for the completeness or accuracy of any of the information contained herein, and makes no representations about its suitability for any particular purpose. Users should make their own judgements about those matters and/or seek independent advice. You assume all risks associated with use of data provided on this page

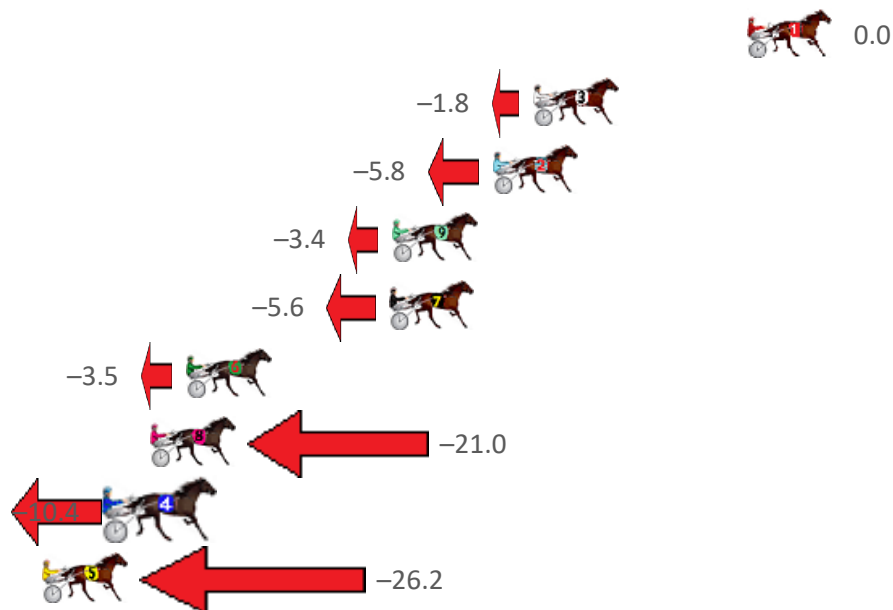
# Menangle Race 4 Distance 1609m

Tuesday, 28 November 2023

Gross Time: 1:54.20 MileRate: 1:54.20 LeadTime: 0.00s First Qtr: 28.00s Second Qtr: 29.20s Third Qtr: 28.20s Fourth Qtr: 28.80s

NoHorse	Plc	Mar	800 Posi	400 Posi	Time	3rd Qtr	4th Qtr
1 HELLOFALASS	1	0.0m	0.0m (0)	0.0m (0)	1:54.20	28.20s	28.80s
3 MINI MINE YET	2	8.5m	6.7m (1)	11.1m (2)	1:54.84	28.52s	28.65s
2 POLKA DOT DANCE	3	10.1m	4.3m (0)	5.7m (0)	1:54.96	28.30s	29.16s
9 THE MOUNTAIN	4	14.1m	10.7m (1)	17.3m (2)	1:55.27	28.68s	28.64s
7 SILENT REACTION	5	14.2m	8.6m (0)	11.9m (0)	1:55.27	28.44s	29.03s
6 DON KEE	6	22.3m	18.8m (0)	26.2m (1)	1:55.89	28.73s	28.63s
8 GENTLE GIANT	7	23.7m	2.7m (1)	12.1m (1)	1:55.99	28.87s	29.74s
4 TRIOLI	8	25.1m	14.7m (1)	20.5m (1)	1:56.10	28.63s	29.24s
5 THE GOLDEN CROSS	9	40.5m	14.3m (0)	22.0m (0)	1:57.26	28.76s	30.30s

Finish Position and metres gained from 800m



## PJ Harness Analyser

Sectional Analysis Software – Not just a formguide!

[www.facebook.com/PJHarnessRacing](https://www.facebook.com/PJHarnessRacing)



RISE Digital, Harness Racing Australia nor the provider accepts any responsibility for the completeness or accuracy of any of the information contained herein, and makes no representations about its suitability for any particular purpose. Users should make their own judgements about those matters and/or seek independent advice. You assume all risks associated with use of data provided on this page

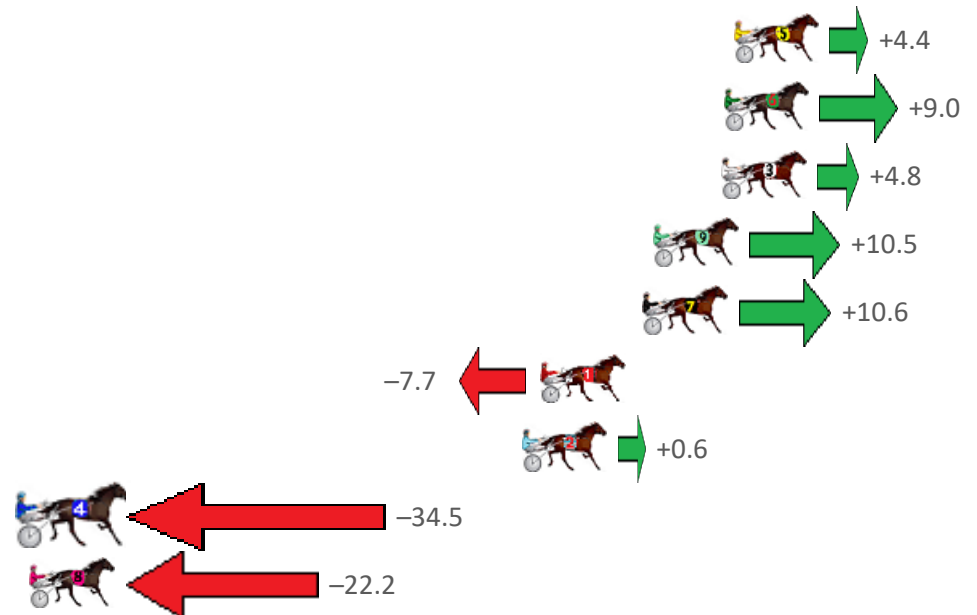
# Menangle Race 5 Distance 1609m

Tuesday, 28 November 2023

Gross Time: 1:54.00 MileRate: 1:54.00 LeadTime: 0.00s First Qtr: 27.90s Second Qtr: 29.30s Third Qtr: 27.80s Fourth Qtr: 29.00s

NoHorse	Plc	Mar	800 Posi	400 Posi	Time	3rd Qtr	4th Qtr
5 DRESSED IN GOLD	1	0.0m	4.4m (0)	4.5m (0)	1:54.00	27.82s	28.68s
6 JAKCAM FLYER	2	0.4m	9.4m (1)	12.5m (3)	1:54.03	28.03s	28.15s
3 MONTEFIORE	3	0.5m	5.3m (1)	8.1m (2)	1:54.04	28.00s	28.47s
9 CASH AND BLING	4	3.2m	13.7m (1)	15.4m (2)	1:54.24	27.94s	28.16s
7 TIMELY SOVEREIGN	5	3.6m	14.2m (0)	14.4m (1)	1:54.27	27.83s	28.26s
1 SOME CHEVRON	6	7.7m	0.0m (0)	0.0m (0)	1:54.59	27.80s	29.59s
2 ABSTRACT ART	7	8.4m	9.0m (0)	9.1m (0)	1:54.64	27.82s	29.00s
4 GOLFO PARADISO	8	36.2m	1.7m (2)	5.3m (1)	1:56.75	28.06s	31.38s
8 LETS TURN IT ON	9	41.4m	19.2m (1)	21.2m (1)	1:57.15	27.97s	30.66s

## Finish Position and metres gained from 800m



**PJ Harness Analyser**  
Sectional Analysis Software – Not just a formguide!

[www.facebook.com/PJHarnessRacing](https://www.facebook.com/PJHarnessRacing)



RISE Digital, Harness Racing Australia nor the provider accepts any responsibility for the completeness or accuracy of any of the information contained herein, and makes no representations about its suitability for any particular purpose. Users should make their own judgements about those matters and/or seek independent advice. You assume all risks associated with use of data provided on this page

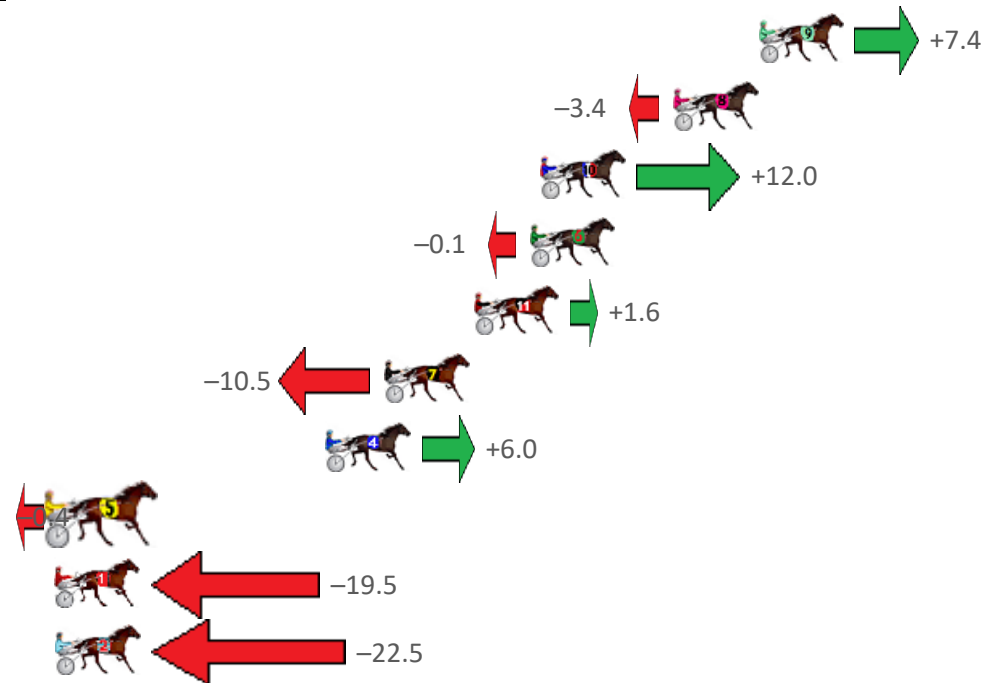
# Menangle Race 6 Distance 1609m

Tuesday, 28 November 2023

Gross Time: 1:54.30 MileRate: 1:54.30 LeadTime: 0.00s First Qtr: 27.70s Second Qtr: 30.00s Third Qtr: 27.80s Fourth Qtr: 28.80s

NoHorse	Plc	Mar	800 Posi	400 Posi	Time	3rd Qtr	4th Qtr
9 ROLL WITH SLOY	1	0.0m	7.4m (1)	0.0m (1)	1:54.30	27.29s	28.80s
8 PEACEFUL	2	3.4m	0.0m (0)	0.4m (0)	1:54.56	27.83s	29.03s
10 VINETTE	3	8.7m	20.7m (1)	13.7m (1)	1:54.96	27.33s	28.50s
6 HARPERVILLE	4	9.1m	9.0m (0)	11.0m (2)	1:54.99	27.95s	28.71s
11 EVE CROCKER	5	11.3m	12.9m (1)	5.7m (1)	1:55.15	27.31s	29.25s
7 OZZIE SWEET PEA	6	14.9m	4.4m (0)	7.8m (0)	1:55.43	28.05s	29.38s
4 DAT LOVELY	7	17.2m	23.2m (0)	30.7m (1)	1:55.60	28.36s	27.94s
5 TUKURUA	8	27.9m	27.5m (0)	26.2m (1)	1:56.41	27.74s	29.07s
1 KATASTROPHEE	9	33.4m	13.9m (0)	28.2m (0)	1:56.82	28.83s	29.34s
2 DELIGHTFUL BELLA	10	41.0m	18.5m (0)	32.2m (0)	1:57.40	28.79s	29.63s

## Finish Position and metres gained from 800m





# PJ Harness Analyser

Sectional Analysis Software – Not just a formguide!

[www.facebook.com/PJHarnessRacing](http://www.facebook.com/PJHarnessRacing)



RISE Digital, Harness Racing Australia nor the provider accepts any responsibility for the completeness or accuracy of any of the information contained herein, and makes no representations about its suitability for any particular purpose. Users should make their own judgements about those matters and/or seek independent advice. You assume all risks associated with use of data provided on this page




# Menangle Race 7 Distance 1609m

Tuesday, 28 November 2023

Gross Time: 1:52.80 MileRate: 1:52.80 LeadTime: 0.00s First Qtr: 27.00s Second Qtr: 29.70s Third Qtr: 27.80s Fourth Qtr: 28.30s

NoHorse	Plc	Mar	800 Posi	400 Posi	Time	3rd Qtr	4th Qtr
1 EXTREME SEA	1	0.0m	15.9m (0)	14.6m (1)	1:52.80	27.71s	27.29s
7 MONTALBANO	2	1.8m	4.6m (0)	4.3m (0)	1:52.93	27.78s	28.13s
8 CAPTAIN RITCHIE	3	9.2m	14.9m (1)	10.7m (2)	1:53.48	27.52s	28.24s
11 FEAR THE BANKER	4	13.9m	6.2m (1)	0.8m (1)	1:53.83	27.43s	29.28s
5 ZEN MASTER	5	20.5m	20.3m (0)	17.2m (0)	1:54.32	27.60s	28.62s
2 KING TINTIN	6	21.5m	10.1m (0)	8.3m (0)	1:54.40	27.68s	29.32s
10 AGIFTFROMTHEANG	7	21.8m	20.4m (1)	20.3m (1)	1:54.42	27.81s	28.51s
4 ROCKNROLL GIG	8	22.5m	10.5m (1)	5.4m (1)	1:54.47	27.45s	29.60s
9 MAJOR CELEBRITY	9	29.6m	0.0m (0)	0.0m (0)	1:55.00	27.80s	30.50s
6 GOODOLBOYSANDB	10	41.5m	26.6m (0)	27.5m (0)	1:55.89	27.88s	29.47s

Finish Position and metres gained from 800m





## PJ Harness Analyser

Sectional Analysis Software – Not just a formguide!

[www.facebook.com/PJHarnessRacing](https://www.facebook.com/PJHarnessRacing)



RISE Digital, Harness Racing Australia nor the provider accepts any responsibility for the completeness or accuracy of any of the information contained herein, and makes no representations about its suitability for any particular purpose. Users should make their own judgements about those matters and/or seek independent advice. You assume all risks associated with use of data provided on this page

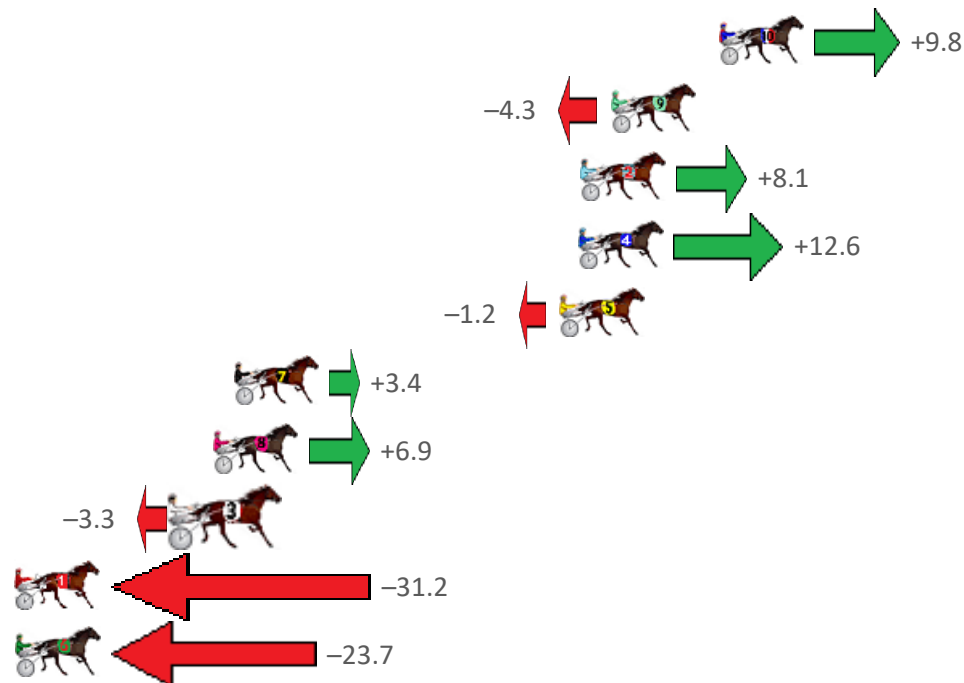
# Menangle Race 8 Distance 1609m

Tuesday, 28 November 2023

Gross Time: 1:55.20 MileRate: 1:55.20 LeadTime: 0.00s First Qtr: 28.20s Second Qtr: 30.20s Third Qtr: 28.70s Fourth Qtr: 28.10s

NoHorse	Plc	Mar	800 Posi	400 Posi	Time	3rd Qtr	4th Qtr
10 ROCKOKOKO	1	0.0m	9.8m (0)	0.2m (1)	1:55.20	28.01s	28.09s
9 PRINCE OF PEACE	2	4.3m	0.0m (0)	0.0m (0)	1:55.52	28.70s	28.42s
2 GIMME A REASON	3	5.5m	13.6m (1)	7.6m (1)	1:55.61	28.27s	27.97s
4 PARALLEL	4	5.6m	18.2m (0)	14.4m (1)	1:55.61	28.41s	27.50s
5 BEANCOUNTER	5	6.3m	5.1m (0)	4.5m (0)	1:55.67	28.66s	28.25s
7 BETTORS HOPE	6	19.3m	22.7m (0)	19.5m (1)	1:56.63	28.45s	28.15s
8 LOORRIM CREEK	7	20.1m	27.0m (1)	21.1m (2)	1:56.68	28.26s	28.10s
3 CAPTAIN DORIAN	8	21.4m	18.1m (1)	14.2m (3)	1:56.78	28.41s	28.68s
1 WILLS WAY	9	45.5m	14.3m (0)	16.4m (0)	1:58.56	28.84s	30.30s
6 BETTOR WATCH ARD	10	46.2m	22.5m (1)	16.8m (2)	1:58.61	28.28s	30.32s

## Finish Position and metres gained from 800m



# PJ Harness Analyser

Sectional Analysis Software - Not just a formguide!

[www.facebook.com/PJHarnessRacing](http://www.facebook.com/PJHarnessRacing)



RISE Digital, Harness Racing Australia nor the provider accepts any responsibility for the completeness or accuracy of any of the information contained herein, and makes no representations about its suitability for any particular purpose. Users should make their own judgements about those matters and/or seek independent advice. You assume all risks associated with use of data provided on this page