

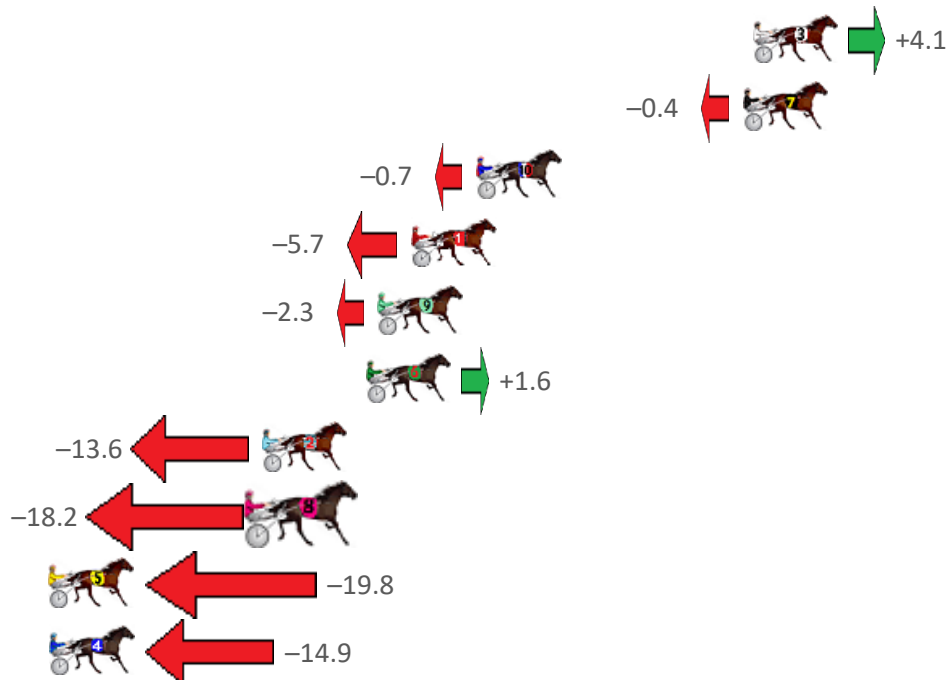
Bathurst Race 1 Distance 1730m

Wednesday, 29 November 2023

Gross Time: 2:06.20 MileRate: 1:57.40 LeadTime: 8.20s First Qtr: 29.40s Second Qtr: 31.10s Third Qtr: 29.40s Fourth Qtr: 28.10s

NoHorse	Plc	Mar	800 Posi	400 Posi	Time	3rd Qtr	4th Qtr
3 LEAH SHANNON	1	0.0m	4.1m (0)	3.9m (0)	2:06.20	29.38s	27.82s
7 FLYING COLOURS	2	0.4m	0.0m (0)	0.0m (0)	2:06.23	29.40s	28.13s
10 HALL STITCHED UP	3	11.0m	10.3m (1)	5.6m (2)	2:07.01	29.05s	28.51s
1 SMILING SHANDY	4	13.6m	7.9m (0)	7.8m (0)	2:07.20	29.38s	28.54s
9 SARGEANT	5	14.9m	12.6m (0)	10.1m (2)	2:07.30	29.20s	28.48s
6 RAINBOW TITAN	6	15.4m	17.0m (0)	11.5m (1)	2:07.34	28.98s	28.42s
2 HOOKED ON WINNI	7	19.5m	5.9m (1)	7.0m (1)	2:07.64	29.47s	29.04s
8 WATTOSBLAZE OF GL	8	19.7m	1.5m (1)	2.5m (1)	2:07.65	29.47s	29.37s
5 PEPPERMINT	9	41.2m	21.4m (0)	16.0m (1)	2:09.24	28.98s	30.00s
4 OLIVIA SHANNON	10	44.5m	29.6m (0)	29.1m (0)	2:09.49	29.32s	29.31s

Finish Position and metres gained from 800m



PJ Harness Analyser

Sectional Analysis Software - Not just a formguide!

www.facebook.com/PJHarnessRacing



RISE Digital, Harness Racing Australia nor the provider accepts any responsibility for the completeness or accuracy of any of the information contained herein, and makes no representations about its suitability for any particular purpose. Users should make their own judgements about those matters and/or seek independent advice. You assume all risks associated with use of data provided on this page

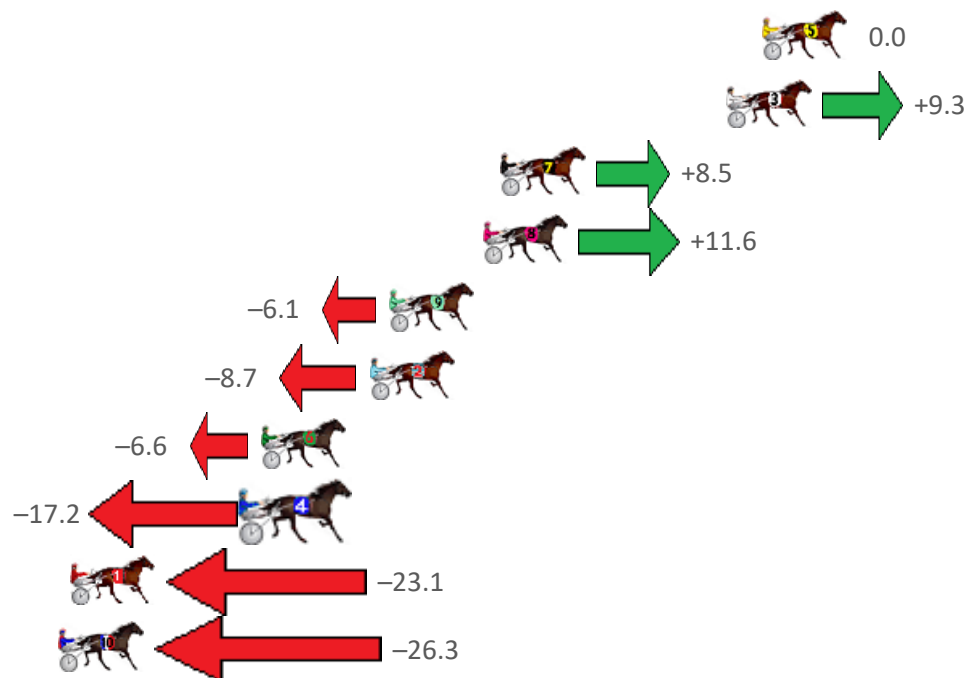
Bathurst Race 2 Distance 1730m

Wednesday, 29 November 2023

Gross Time: 2:06.50 MileRate: 1:57.70 LeadTime: 8.00s First Qtr: 28.70s Second Qtr: 31.30s Third Qtr: 29.60s Fourth Qtr: 28.90s

NoHorse	Plc	Mar	800 Posi	400 Posi	Time	3rd Qtr	4th Qtr
5 TULHURST DANCER	1	0.0m	0.0m (0)	0.0m (0)	2:06.50	29.60s	28.90s
3 TAKE A HIKE	2	1.4m	10.7m (1)	2.2m (2)	2:06.61	28.97s	28.85s
7 THE ROGUE I AM	3	10.4m	18.9m (1)	12.7m (2)	2:07.29	29.13s	28.77s
8 HALL CASH	4	11.1m	22.7m (1)	16.2m (3)	2:07.34	29.11s	28.56s
9 IM ANN MAREE	5	14.8m	8.7m (0)	12.4m (0)	2:07.62	29.86s	29.12s
2 EBONY ROCKS	6	15.6m	6.9m (1)	6.9m (1)	2:07.68	29.59s	29.58s
6 TULHURST WRITER	7	19.9m	13.3m (0)	10.7m (1)	2:08.01	29.40s	29.63s
4 BEE OKAY	8	20.3m	3.1m (1)	3.0m (1)	2:08.04	29.59s	30.22s
1 HIGH QUEST	9	27.5m	4.4m (0)	8.3m (0)	2:08.59	29.88s	30.39s
10 TULHURST PEBBLES	10	40.9m	14.6m (1)	8.3m (2)	2:09.60	29.13s	31.40s

Finish Position and metres gained from 800m



PJ Harness Analyser
Sectional Analysis Software - Not just a formguide!

www.facebook.com/PJHarnessRacing



RISE Digital, Harness Racing Australia nor the provider accepts any responsibility for the completeness or accuracy of any of the information contained herein, and makes no representations about its suitability for any particular purpose. Users should make their own judgements about those matters and/or seek independent advice. You assume all risks associated with use of data provided on this page

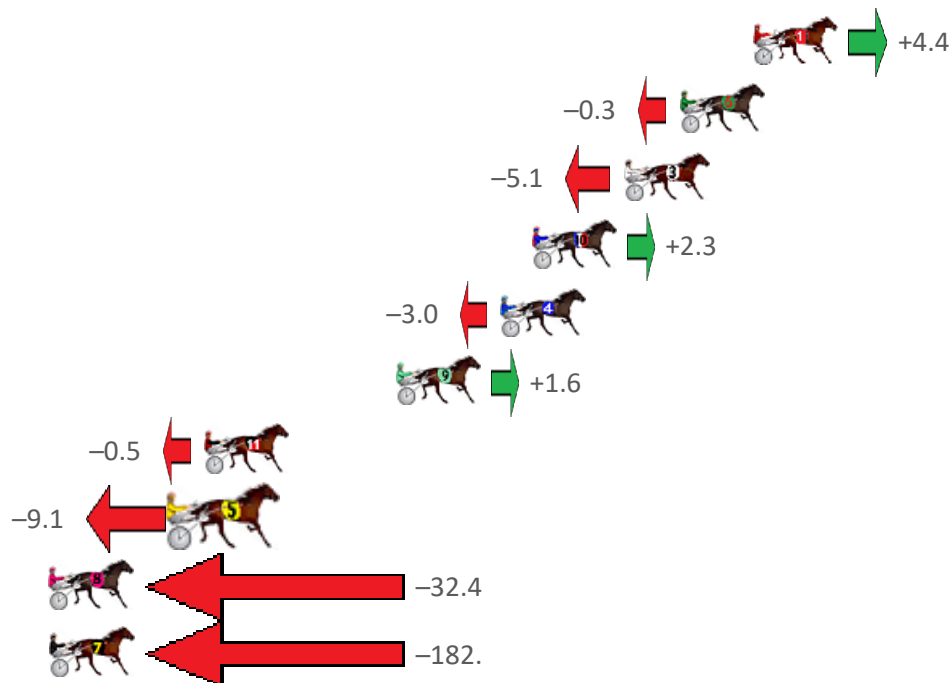
Bathurst Race 3 Distance 1730m

Wednesday, 29 November 2023

Gross Time: 2:05.40 MileRate: 1:56.70 LeadTime: 8.10s First Qtr: 29.40s Second Qtr: 31.00s Third Qtr: 29.30s Fourth Qtr: 27.60s

NoHorse	Plc	Mar	800 Posi	400 Posi	Time	3rd Qtr	4th Qtr
1 TITIWHA	1	0.0m	4.4m (0)	4.5m (0)	2:05.40	29.30s	27.28s
6 SMOOTH BUZZ	2	2.9m	2.6m (1)	2.0m (1)	2:05.61	29.25s	27.67s
3 DEEPWATER CAM	3	5.1m	0.0m (0)	0.0m (0)	2:05.77	29.30s	27.97s
10 HAVEYOUCHECKED	4	8.8m	11.1m (1)	10.8m (2)	2:06.04	29.25s	27.48s
4 LETTYS REASON	5	10.0m	7.0m (1)	7.1m (1)	2:06.13	29.29s	27.83s
9 HORN PLAYER	6	14.2m	15.8m (1)	14.4m (1)	2:06.43	29.17s	27.61s
11 JUSTA DRAGON	7	21.8m	21.3m (1)	19.0m (1)	2:06.98	29.09s	27.84s
5 SPEEDY SPORT	8	22.8m	13.7m (0)	14.1m (0)	2:07.06	29.30s	28.26s
8 POPS LEGACY	9	52.2m	19.8m (0)	19.2m (0)	2:09.19	29.22s	30.03s
7 PUPPETEER	10	190.9m	8.8m (0)	10.2m (0)	2:19.26	29.38s	40.74s

Finish Position and metres gained from 800m



PJ Harness Analyser

Sectional Analysis Software - Not just a formguide!

www.facebook.com/PJHarnessRacing



RISE Digital, Harness Racing Australia nor the provider accepts any responsibility for the completeness or accuracy of any of the information contained herein, and makes no representations about its suitability for any particular purpose. Users should make their own judgements about those matters and/or seek independent advice. You assume all risks associated with use of data provided on this page

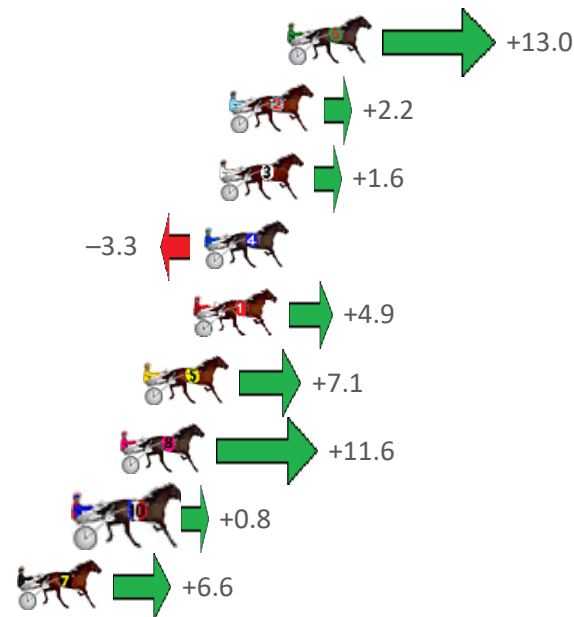
Bathurst Race 4 Distance 1730m

Wednesday, 29 November 2023

Gross Time: 2:06.00 MileRate: 1:57.20 LeadTime: 8.50s First Qtr: 28.90s Second Qtr: 31.70s Third Qtr: 28.90s Fourth Qtr: 28.00s

NoHorse	Plc	Mar	800 Posi	400 Posi	Time	3rd Qtr	4th Qtr
6 PAS DE CHEVAL	1	0.0m	13.0m (1)	8.8m (1)	2:06.00	28.59s	27.38s
2 ULAANBAATAR	2	2.3m	4.5m (0)	4.0m (0)	2:06.17	28.86s	27.89s
3 IM DESIRABLE	3	2.7m	4.3m (1)	0.9m (1)	2:06.20	28.65s	28.14s
4 EAGLE COMMANDER	4	3.3m	0.0m (0)	0.0m (0)	2:06.24	28.90s	28.24s
1 KARINYA ROCCO	5	3.7m	8.6m (0)	8.2m (0)	2:06.27	28.86s	27.69s
5 ALTA EQUUS	6	5.7m	12.8m (0)	12.5m (0)	2:06.42	28.86s	27.54s
8 EN PARIANT SUR	7	6.6m	18.2m (1)	14.4m (1)	2:06.49	28.61s	27.47s
10 BLUE SUEDE ROCKA	8	8.0m	8.8m (1)	5.1m (2)	2:06.59	28.63s	28.23s
7 SHANNONSIDEAL	9	10.7m	17.3m (0)	18.1m (0)	2:06.79	28.94s	27.51s

Finish Position and metres gained from 800m



PJ Harness Analyser

Sectional Analysis Software – Not just a formguide!

www.facebook.com/PJHarnessRacing



RISE Digital, Harness Racing Australia nor the provider accepts any responsibility for the completeness or accuracy of any of the information contained herein, and makes no representations about its suitability for any particular purpose. Users should make their own judgements about those matters and/or seek independent advice. You assume all risks associated with use of data provided on this page

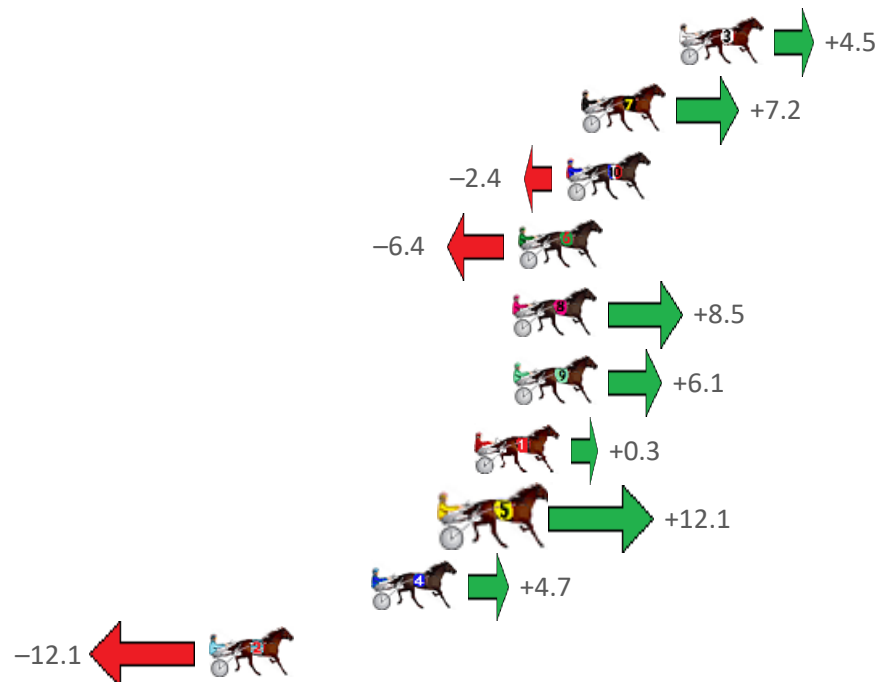
Bathurst Race 5 Distance 1730m

Wednesday, 29 November 2023

Gross Time: 2:03.90 MileRate: 1:55.20 LeadTime: 8.90s First Qtr: 27.50s Second Qtr: 31.00s Third Qtr: 28.60s Fourth Qtr: 27.90s

NoHorse	Plc	Mar	800 Posi	400 Posi	Time	3rd Qtr	4th Qtr
3 EMMAS BOY	1	0.0m	4.5m (0)	4.0m (0)	2:03.90	28.56s	27.62s
7 SAINT EMILION	2	3.9m	11.1m (1)	10.0m (1)	2:04.19	28.51s	27.49s
10 OLD LUKE	3	4.5m	2.1m (1)	2.0m (1)	2:04.23	28.59s	28.09s
6 CAMANCHI WARRIO	4	6.4m	0.0m (0)	0.0m (0)	2:04.37	28.60s	28.37s
8 DARK TERROR	5	6.6m	15.1m (1)	14.0m (1)	2:04.38	28.51s	27.40s
9 CASSIUS DECK	5	6.6m	12.7m (0)	12.5m (0)	2:04.38	28.58s	27.50s
1 COURT ON THE EDG	7	8.1m	8.4m (0)	8.0m (0)	2:04.49	28.56s	27.93s
5 SMOOTH OVERARM	8	9.0m	21.1m (0)	18.0m (1)	2:04.56	28.36s	27.30s
4 MYRA DAWN	9	12.2m	16.9m (0)	16.5m (0)	2:04.79	28.56s	27.63s
2 ROMERO	10	18.7m	6.6m (1)	6.3m (1)	2:05.27	28.57s	28.83s

Finish Position and metres gained from 800m



PJ Harness Analyser

Sectional Analysis Software – Not just a formguide!

www.facebook.com/PJHarnessRacing



RISE Digital, Harness Racing Australia nor the provider accepts any responsibility for the completeness or accuracy of any of the information contained herein, and makes no representations about its suitability for any particular purpose. Users should make their own judgements about those matters and/or seek independent advice. You assume all risks associated with use of data provided on this page

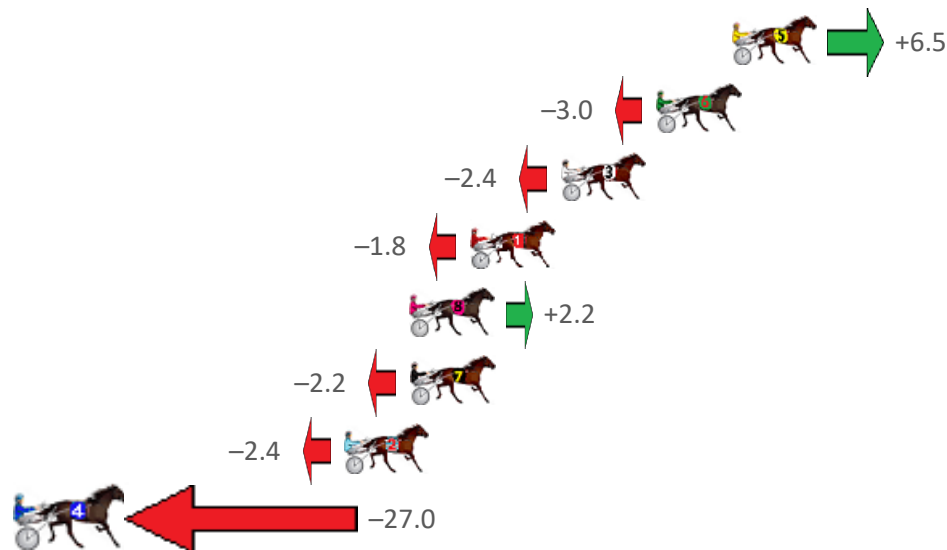
Bathurst Race 6 Distance 1730m

Wednesday, 29 November 2023

Gross Time: 2:05.00 MileRate: 1:56.30 LeadTime: 8.20s First Qtr: 28.50s Second Qtr: 30.90s Third Qtr: 29.20s Fourth Qtr: 28.20s

NoHorse	Plc	Mar	800 Posi	400 Posi	Time	3rd Qtr	4th Qtr
5 THE VIXEN	1	0.0m	6.5m (1)	5.1m (2)	2:05.00	29.09s	27.84s
6 UNCLE CRAIGO	2	3.0m	0.0m (0)	0.0m (0)	2:05.22	29.20s	28.42s
3 BRING YOUR BEST	3	6.8m	4.4m (0)	4.8m (0)	2:05.50	29.22s	28.36s
1 STUDLEIGH STARLITE	4	10.4m	8.6m (0)	8.4m (0)	2:05.77	29.18s	28.37s
8 OH ONE JOB	5	12.8m	15.0m (1)	14.0m (2)	2:05.95	29.11s	28.15s
7 GRAFFITI LANE	6	12.8m	10.6m (1)	9.5m (2)	2:05.95	29.11s	28.47s
2 WILLIEWA THUNDER	7	15.4m	13.0m (0)	12.6m (1)	2:06.14	29.16s	28.44s
4 OUR UNCLE HAROLD	8	29.1m	2.1m (1)	3.1m (1)	2:07.16	29.27s	30.14s

Finish Position and metres gained from 800m



PJ Harness Analyser

Sectional Analysis Software – Not just a formguide!

www.facebook.com/PJHarnessRacing



RISE Digital, Harness Racing Australia nor the provider accepts any responsibility for the completeness or accuracy of any of the information contained herein, and makes no representations about its suitability for any particular purpose. Users should make their own judgements about those matters and/or seek independent advice. You assume all risks associated with use of data provided on this page

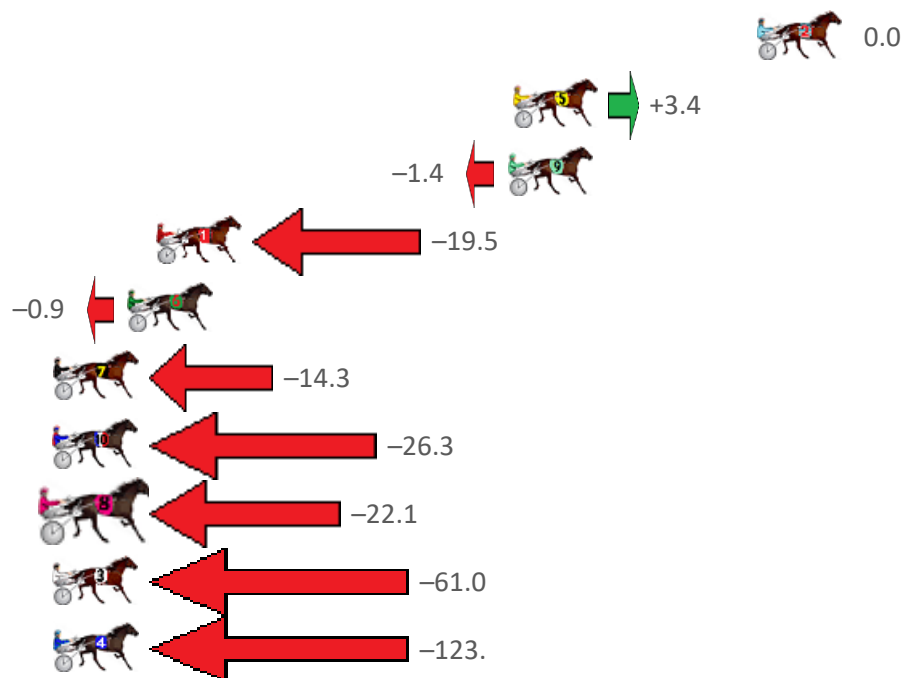
Bathurst Race 7 Distance 1730m

Wednesday, 29 November 2023

Gross Time: 2:03.20 MileRate: 1:54.60 LeadTime: 8.00s First Qtr: 27.80s Second Qtr: 30.00s Third Qtr: 29.40s Fourth Qtr: 28.00s

NoHorse	Plc	Mar	800 Posi	400 Posi	Time	3rd Qtr	4th Qtr
2 WORKS FOR ME	1	0.0m	0.0m (0)	0.0m (0)	2:03.20	29.40s	28.00s
5 SPECIAL SPIN	2	9.7m	13.1m (0)	15.7m (0)	2:03.91	29.56s	27.59s
9 WARRAWEE CRUZIN	3	9.9m	8.5m (0)	11.2m (0)	2:03.93	29.58s	27.93s
1 THE ACCIDENTAL ON	4	23.9m	4.4m (0)	6.7m (0)	2:04.96	29.56s	29.28s
6 BETTING JEWEL	5	25.0m	24.1m (0)	21.3m (0)	2:05.04	29.16s	28.32s
7 BEER MONEY	6	35.5m	21.2m (1)	31.4m (0)	2:05.81	30.09s	28.37s
10 INFINITY BEACH	7	38.8m	12.5m (1)	19.4m (1)	2:06.06	29.87s	29.48s
8 BO DUKE	8	38.9m	16.8m (1)	23.0m (2)	2:06.06	29.81s	29.22s
3 ERIC THE KICKER	9	69.1m	8.1m (1)	45.7m (0)	2:08.29	32.07s	29.83s
4 JOSEY MINT	10	126.3m	2.6m (1)	83.8m (1)	2:12.50	35.19s	31.32s

Finish Position and metres gained from 800m



PJ Harness Analyser

Sectional Analysis Software – Not just a formguide!

www.facebook.com/PJHarnessRacing



RISE Digital, Harness Racing Australia nor the provider accepts any responsibility for the completeness or accuracy of any of the information contained herein, and makes no representations about its suitability for any particular purpose. Users should make their own judgements about those matters and/or seek independent advice. You assume all risks associated with use of data provided on this page

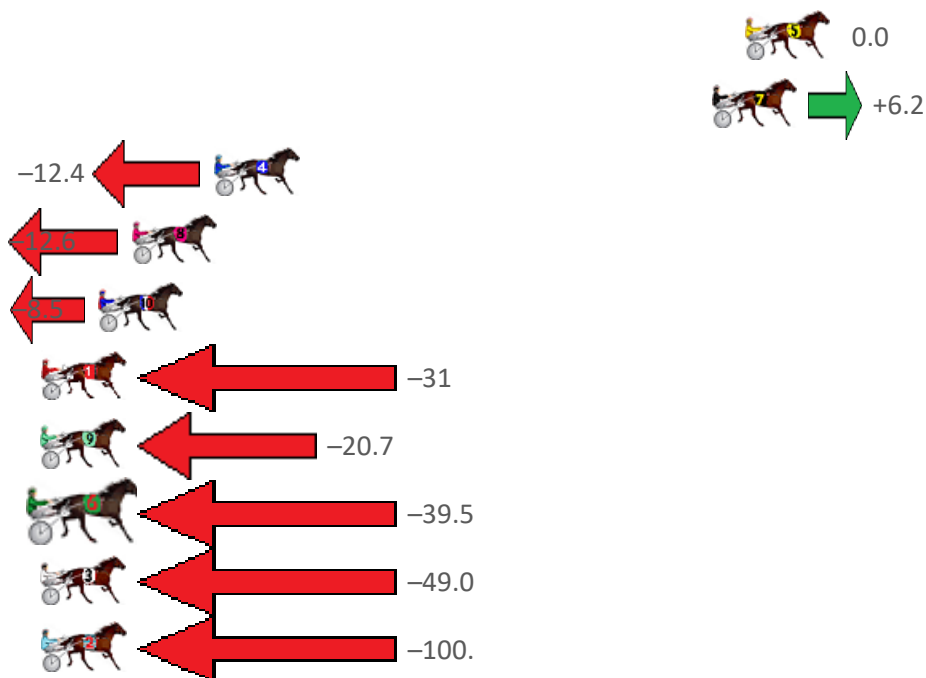
Bathurst Race 8 Distance 1730m

Wednesday, 29 November 2023

Gross Time: 2:07.30 MileRate: 1:58.40 LeadTime: 8.00s First Qtr: 28.80s Second Qtr: 32.70s Third Qtr: 29.70s Fourth Qtr: 28.10s

NoHorse	Plc	Mar	800 Posi	400 Posi	Time	3rd Qtr	4th Qtr
5 THANKS BE TO GOD	1	0.0m	0.0m (0)	0.0m (0)	2:07.30	29.70s	28.10s
7 DUN SPRUIKIN	2	1.3m	7.5m (1)	2.0m (1)	2:07.40	29.29s	28.06s
4 TINNY MAHONEY	3	21.1m	8.7m (0)	8.4m (0)	2:08.86	29.66s	29.06s
8 MILLWOOD BROOKL	4	24.4m	11.8m (1)	6.4m (1)	2:09.10	29.29s	29.44s
10 MISSUS NESBITT	5	25.7m	17.2m (1)	9.5m (2)	2:09.20	29.11s	29.32s
1 SANTUZZA ART	6	34.8m	4.3m (0)	4.5m (0)	2:09.87	29.70s	30.35s
9 FUNDA	7	43.5m	22.8m (0)	22.3m (2)	2:10.51	29.62s	29.71s
6 MISS PENDLE HILL	8	63.8m	24.3m (1)	18.4m (2)	2:12.01	29.23s	31.49s
3 KAELEIGHS COMET	9	64.2m	15.2m (0)	18.4m (0)	2:12.04	29.90s	31.52s
2 FOGWATCH	10	103.2m	2.6m (1)	20.3m (1)	2:14.92	30.97s	34.26s

Finish Position and metres gained from 800m



PJ Harness Analyser
Sectional Analysis Software – Not just a formguide!

www.facebook.com/PJHarnessRacing



RISE Digital, Harness Racing Australia nor the provider accepts any responsibility for the completeness or accuracy of any of the information contained herein, and makes no representations about its suitability for any particular purpose. Users should make their own judgements about those matters and/or seek independent advice. You assume all risks associated with use of data provided on this page

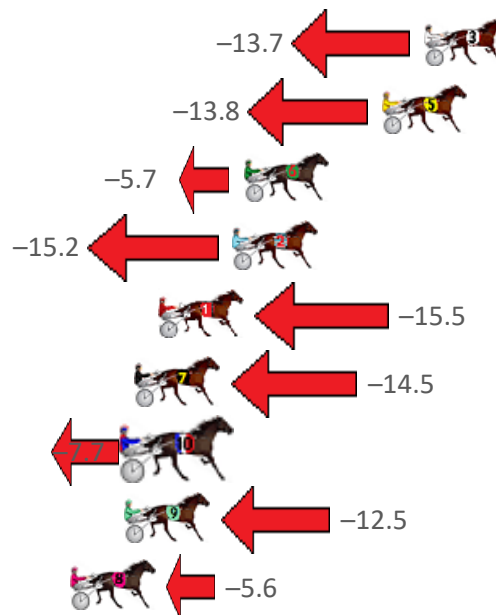
Bathurst Race 9 Distance 2260m

Wednesday, 29 November 2023

Gross Time: 2:49.50 MileRate: 2:00.70 LeadTime: 47.60s First Qtr: 33.00s Second Qtr: 31.80s Third Qtr: 28.30s Fourth Qtr: 28.80s

NoHorse	Plc	Mar	800 Posi	400 Posi	Time	3rd Qtr	4th Qtr
4 ROCKU	1	0.0m	4.0m (0)	4.8m (0)	2:49.50	28.36s	28.46s
3 FLIPTOP BOTTLESHO	2	13.7m	0.0m (0)	0.9m (0)	2:50.54	28.36s	29.78s
5 TAKE OUT	3	15.4m	1.6m (1)	0.0m (1)	2:50.66	28.19s	29.96s
6 MAGIC TULHURST	4	20.9m	15.2m (1)	4.0m (1)	2:51.08	27.51s	30.10s
2 ALWAYS LIGHTNING	5	21.3m	6.1m (1)	12.4m (1)	2:51.11	28.75s	29.53s
1 ROYAL STUDLEIGH	6	24.3m	8.8m (0)	12.7m (0)	2:51.34	28.58s	29.74s
7 PEAKSART	7	25.2m	10.7m (1)	16.6m (2)	2:51.41	28.73s	29.53s
10 SHE OWNS THE DAY	8	25.3m	17.6m (0)	21.1m (0)	2:51.41	28.56s	29.21s
9 BROOKLYN BANDIT	9	25.6m	13.1m (0)	17.2m (0)	2:51.44	28.60s	29.52s
8 DANCE BABY DANCE	10	27.8m	22.2m (0)	21.4m (1)	2:51.60	28.26s	29.38s

Finish Position and metres gained from 800m



PJ Harness Analyser
Sectional Analysis Software – Not just a formguide!

www.facebook.com/PJHarnessRacing



RISE Digital, Harness Racing Australia nor the provider accepts any responsibility for the completeness or accuracy of any of the information contained herein, and makes no representations about its suitability for any particular purpose. Users should make their own judgements about those matters and/or seek independent advice. You assume all risks associated with use of data provided on this page

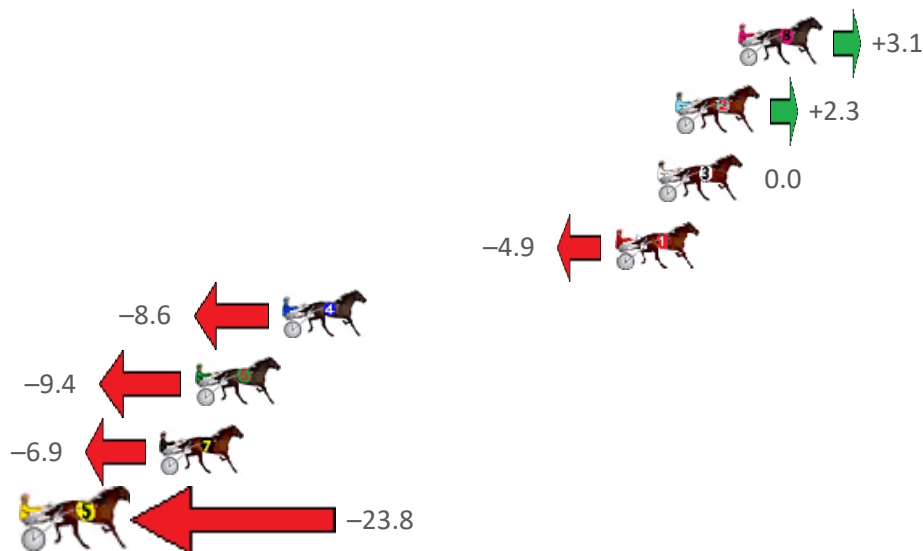
Bathurst Race 10 Distance 1730m

Wednesday, 29 November 2023

Gross Time: 2:05.80 MileRate: 1:57.00 LeadTime: 8.00s First Qtr: 29.40s Second Qtr: 29.60s Third Qtr: 28.70s Fourth Qtr: 30.10s

NoHorse	Plc	Mar	800 Posi	400 Posi	Time	3rd Qtr	4th Qtr
8 WINDY HILL TARA	1	0.0m	3.1m (2)	2.7m (2)	2:05.80	28.68s	29.90s
2 CANDI	2	2.5m	4.8m (0)	4.9m (0)	2:06.00	28.72s	29.94s
3 TULHURST JANET	3	3.2m	3.2m (1)	1.4m (1)	2:06.05	28.57s	30.25s
1 GO GO GANOOSH	4	4.9m	0.0m (0)	0.0m (0)	2:06.19	28.70s	30.49s
4 NUCLEAR BLING	5	18.1m	9.5m (0)	9.0m (0)	2:07.23	28.68s	30.87s
6 LOGAN DREAM	6	21.6m	12.2m (1)	11.8m (1)	2:07.50	28.69s	30.94s
7 LIMBO LILLY	7	23.0m	16.1m (1)	14.8m (2)	2:07.61	28.63s	30.83s
5 GLEMELLY BEACH	8	31.5m	7.7m (1)	10.4m (2)	2:08.28	28.91s	31.82s

Finish Position and metres gained from 800m



PJ Harness Analyser

Sectional Analysis Software – Not just a formguide!

www.facebook.com/PJHarnessRacing



RISE Digital, Harness Racing Australia nor the provider accepts any responsibility for the completeness or accuracy of any of the information contained herein, and makes no representations about its suitability for any particular purpose. Users should make their own judgements about those matters and/or seek independent advice. You assume all risks associated with use of data provided on this page

Bathurst Race 11 Distance 1730m

Wednesday, 29 November 2023


Gross Time: 2:04.10 MileRate: 1:55.40 LeadTime: 8.20s First Qtr: 28.30s Second Qtr: 28.70s Third Qtr: 29.70s Fourth Qtr: 29.20s

NoHorse	Plc	Mar	800 Posi	400 Posi	Time	3rd Qtr	4th Qtr
3 SPORTY MARY	1	0.0m 0.7m (0)	0.0m (0)	2:04.10	29.65s	29.20s	

Finish Position and metres gained from 800m



4 CALL ME MILLIE	2	29.0m 0.0m (1)	3.0m (1)	2:06.32	29.92s	31.20s
5 SAVEEON	3	30.5m 14.2m (0)	12.6m (0)	2:06.44	29.61s	30.62s
6 BELLAGANOOSH	4	33.8m 9.7m (0)	12.6m (2)	2:06.69	29.93s	30.87s
1 OLIVEIRA	5	60.3m 5.8m (0)	8.2m (0)	2:08.72	29.89s	33.22s
2 IMLIKA	6	67.3m 5.1m (1)	11.2m (1)	2:09.25	30.16s	33.53s
7 LADY ROCKABELLUM	7	206.6m 10.7m (1)	137.7m (1)	2:19.92	39.02s	34.94s



PJ Harness Analyser

Sectional Analysis Software – Not just a formguide!

www.facebook.com/PJHarnessRacing



RISE Digital, Harness Racing Australia nor the provider accepts any responsibility for the completeness or accuracy of any of the information contained herein, and makes no representations about its suitability for any particular purpose. Users should make their own judgements about those matters and/or seek independent advice. You assume all risks associated with use of data provided on this page