


Tamworth Race 1 Distance 1980m

Thursday, 30 November 2023

Gross Time: 2:28.60 MileRate: 2:00.80 LeadTime: 27.20s First Qtr: 30.90s Second Qtr: 31.00s Third Qtr: 29.50s Fourth Qtr: 30.00s

NoHorse	Plc	Mar	800 Posi	400 Posi	Time	3rd Qtr	4th Qtr
9 ARCTIC BEAST	1	0.0m	0.0m (0)	0.0m (0)	2:28.60	29.50s	30.00s
10 GOODTIME SHADY	2	0.5m	3.2m (1)	3.0m (1)	2:28.64	29.49s	29.81s
1 BRAVE BONDI	3	5.3m	4.4m (0)	3.6m (0)	2:29.02	29.44s	30.13s
7 MICK SHANNON	4	11.7m	8.4m (0)	9.0m (0)	2:29.52	29.54s	30.20s
2 TAFL MOVE	5	18.6m	15.6m (1)	17.6m (1)	2:30.06	29.65s	30.07s
5 TASMAN'S DELIGHT	6	20.5m	16.6m (0)	17.0m (0)	2:30.21	29.53s	30.26s
6 WINTER ROSE	7	20.7m	19.8m (1)	22.0m (1)	2:30.23	29.66s	29.90s
3 ONEMOREBEER	8	22.4m	11.8m (1)	13.8m (1)	2:30.36	29.64s	30.64s
4 BETTERTHANKYLIE	9	25.9m	7.4m (1)	9.0m (1)	2:30.64	29.61s	31.26s
8 SPORTS LINER	10	65.2m	12.4m (0)	12.6m (0)	2:33.72	29.48s	33.92s

Finish Position and metres gained from 800m



PJ Harness Analyser

Sectional Analysis Software – Not just a formguide!

www.facebook.com/PJHarnessRacing



RISE Digital, Harness Racing Australia nor the provider accepts any responsibility for the completeness or accuracy of any of the information contained herein, and makes no representations about its suitability for any particular purpose. Users should make their own judgements about those matters and/or seek independent advice. You assume all risks associated with use of data provided on this page

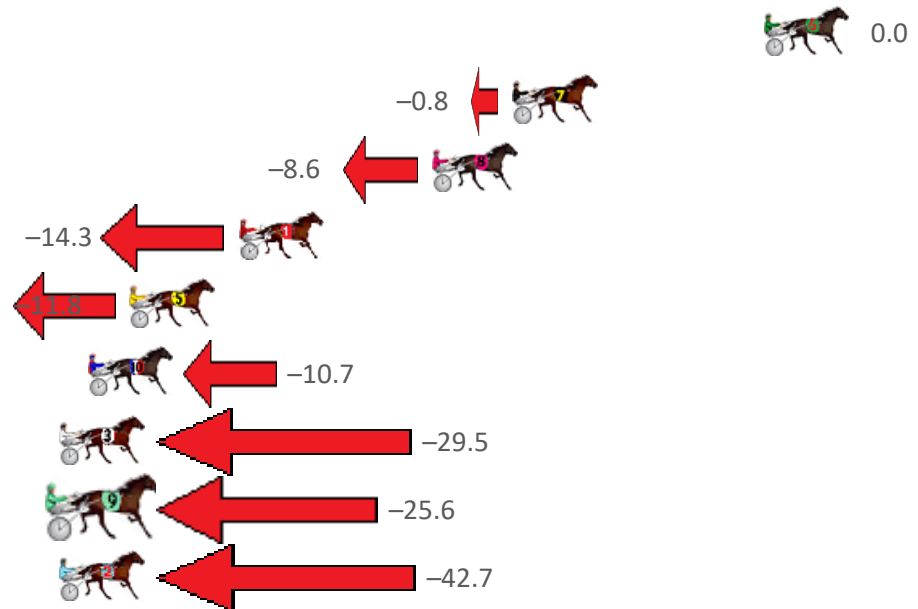
Tamworth Race 2 Distance 1980m

Thursday, 30 November 2023

Gross Time: 2:29.30 MileRate: 2:01.40 LeadTime: 26.30s First Qtr: 32.20s Second Qtr: 31.40s Third Qtr: 28.90s Fourth Qtr: 30.50s

NoHorse	Plc	Mar	800 Posi	400 Posi	Time	3rd Qtr	4th Qtr
6 JEFFCOATE	1	0.0m	0.0m (1)	0.0m (0)	2:29.30	28.90s	30.50s
7 LEXY CAN BERN	2	10.0m	9.2m (1)	7.6m (0)	2:30.10	28.78s	30.68s
8 IM PLAIN JANE	3	13.2m	4.6m (1)	4.0m (1)	2:30.35	28.84s	31.20s
1 MISS HATTIE	4	20.9m	6.6m (0)	15.4m (1)	2:30.97	29.54s	30.92s
5 FREDDIES DELIGHT	5	25.2m	13.4m (0)	23.0m (0)	2:31.31	29.60s	30.67s
10 ATTAHUA ACE	6	26.9m	16.2m (1)	22.8m (1)	2:31.45	29.38s	30.81s
3 ARMA ROLLING STO	7	31.1m	1.6m (0)	15.4m (0)	2:31.78	29.89s	31.69s
9 MELTON XMAS GIRL	8	43.8m	18.2m (0)	28.2m (0)	2:32.80	29.61s	31.68s
2 DASHNDOT	9	63.3m	20.6m (1)	29.0m (1)	2:34.35	29.45s	33.10s

Finish Position and metres gained from 800m







PJ Harness Analyser

Sectional Analysis Software – Not just a formguide!

www.facebook.com/PJHarnessRacing



RISE Digital, Harness Racing Australia nor the provider accepts any responsibility for the completeness or accuracy of any of the information contained herein, and makes no representations about its suitability for any particular purpose. Users should make their own judgements about those matters and/or seek independent advice. You assume all risks associated with use of data provided on this page

Tamworth Race 3 Distance 1980m

Thursday, 30 November 2023


Gross Time: 2:27.80 MileRate: 2:00.10 LeadTime: 28.00s First Qtr: 31.50s Second Qtr: 30.40s Third Qtr: 29.20s Fourth Qtr: 28.70s

NoHorse	Plc	Mar	800 Posi	400 Posi	Time	3rd Qtr	4th Qtr
4 PARATROUPER	1	0.0m	0.0m (0)	0.0m (0)	2:27.80	29.20s	28.70s

Finish Position and metres gained from 800m



8 RIP JACKSON	2	25.7m	7.4m (1)	10.4m (2)	2:29.74	29.43s	29.79s
7 SHADY JESS	3	26.1m	8.2m (0)	12.0m (0)	2:29.77	29.48s	29.71s
10 BE GOOD BENNY	4	31.1m	12.2m (0)	16.2m (0)	2:30.14	29.50s	29.76s
1 RUNPOPRUN	5	32.4m	4.0m (0)	7.0m (0)	2:30.24	29.43s	30.51s
9 FAR OUT RINGO	6	34.3m	11.6m (1)	15.0m (2)	2:30.38	29.46s	30.08s
5 FRONTLINER	7	41.5m	15.6m (1)	19.4m (1)	2:30.93	29.49s	30.28s
3 RUN VIV RUN	8	43.9m	3.4m (1)	7.0m (1)	2:31.11	29.48s	31.33s



PJ Harness Analyser

Sectional Analysis Software – Not just a formguide!

www.facebook.com/PJHarnessRacing



RISE Digital, Harness Racing Australia nor the provider accepts any responsibility for the completeness or accuracy of any of the information contained herein, and makes no representations about its suitability for any particular purpose. Users should make their own judgements about those matters and/or seek independent advice. You assume all risks associated with use of data provided on this page

Tamworth Race 4 Distance 1980m









Thursday, 30 November 2023

Gross Time: 2:26.20 MileRate: 1:58.80 LeadTime: 27.90s First Qtr: 30.20s Second Qtr: 30.60s Third Qtr: 28.70s Fourth Qtr: 28.80s

NoHorse	Plc	Mar	800 Posi	400 Posi	Time	3rd Qtr	4th Qtr
2 BETTOR KEEP ROCKI	1	0.0m	0.0m (0)	0.0m (0)	2:26.20	28.70s	28.80s

Finish Position and metres gained from 800m



5 MISS MARAVU	2	18.3m	3.8m (1)	4.4m (1)	2:27.58	28.74s	29.80s	-14.5	
7 JACKS N JAZZ	3	18.4m	4.8m (0)	7.4m (0)	2:27.59	28.88s	29.59s	-13.6	
9 TABRA	4	21.7m	15.8m (1)	20.4m (2)	2:27.84	29.03s	28.89s	-5.9	
8 DON HESTON	5	24.3m	9.0m (0)	11.8m (0)	2:28.04	28.90s	29.69s	-15.3	
10 KARALTA COURAGE	6	29.1m	13.0m (0)	17.6m (1)	2:28.40	29.03s	29.62s	-16.1	
3 WHATA TERROR	7	31.8m	11.8m (1)	15.8m (2)	2:28.60	28.98s	29.95s	-20.0	
6 COUNTRY MAJOR	8	45.1m	19.8m (1)	21.2m (0)	2:29.61	28.80s	30.51s	-25.3	
4 CHAL BE	9	57.9m	8.0m (1)	13.8m (1)	2:30.58	29.11s	31.96s	-49.9	



PJ Harness Analyser

Sectional Analysis Software – Not just a formguide!

www.facebook.com/PJHarnessRacing



RISE Digital, Harness Racing Australia nor the provider accepts any responsibility for the completeness or accuracy of any of the information contained herein, and makes no representations about its suitability for any particular purpose. Users should make their own judgements about those matters and/or seek independent advice. You assume all risks associated with use of data provided on this page

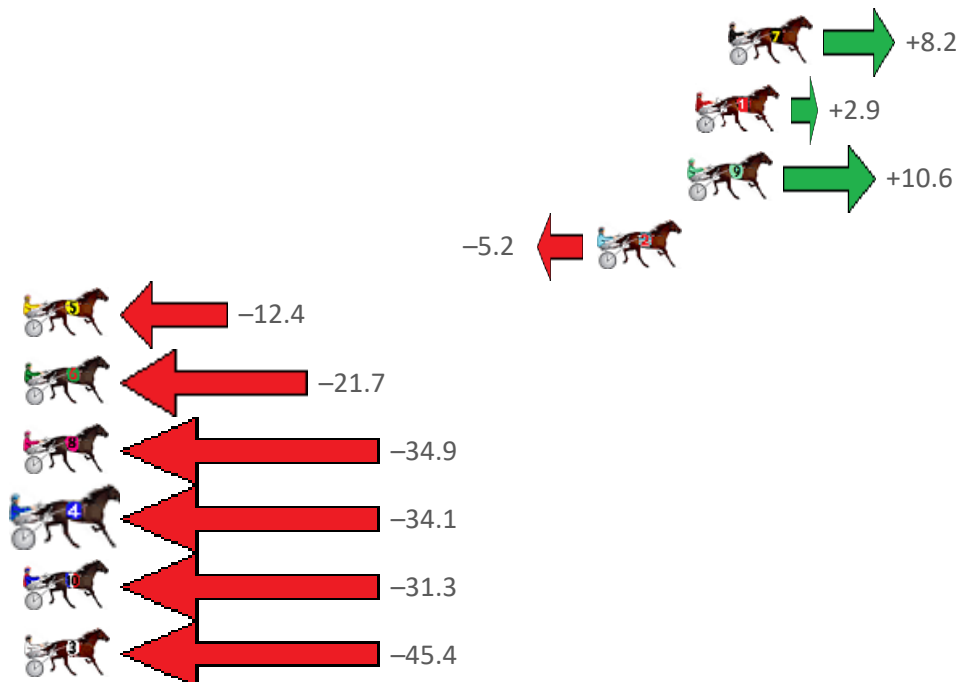
Tamworth Race 5 Distance 1980m

Thursday, 30 November 2023

Gross Time: 2:27.40 MileRate: 1:59.80 LeadTime: 27.20s First Qtr: 30.70s Second Qtr: 30.20s Third Qtr: 29.80s Fourth Qtr: 29.50s

NoHorse	Plc	Mar	800 Posi	400 Posi	Time	3rd Qtr	4th Qtr
7 BOTTLE ROCK	1	0.0m	8.2m (0)	8.4m (1)	2:27.40	29.81s	28.88s
1 JOES REDEMPTION	2	1.3m	4.2m (0)	4.2m (0)	2:27.50	29.80s	29.29s
9 HAPPY AS	3	1.6m	12.2m (0)	11.8m (0)	2:27.52	29.77s	28.75s
2 SEAMARK	4	5.2m	0.0m (0)	0.0m (0)	2:27.80	29.80s	29.88s
5 ROCKMENOW	5	28.2m	15.8m (1)	20.6m (3)	2:29.58	30.16s	30.06s
6 IN CHEVRON WE TR	6	41.5m	19.8m (1)	22.4m (0)	2:30.61	30.00s	30.90s
8 SPIKE ROBYN	7	42.5m	7.6m (1)	14.4m (2)	2:30.69	30.31s	31.56s
4 LORD BAZALUP	8	45.9m	11.8m (1)	18.8m (2)	2:30.95	30.33s	31.49s
10 MASAKE	9	47.9m	16.6m (0)	19.0m (1)	2:31.10	29.99s	31.62s
3 STILTON	10	48.6m	3.2m (1)	13.8m (1)	2:31.16	30.59s	32.05s

Finish Position and metres gained from 800m





PJ Harness Analyser

Sectional Analysis Software – Not just a formguide!

www.facebook.com/PJHarnessRacing



RISE Digital, Harness Racing Australia nor the provider accepts any responsibility for the completeness or accuracy of any of the information contained herein, and makes no representations about its suitability for any particular purpose. Users should make their own judgements about those matters and/or seek independent advice. You assume all risks associated with use of data provided on this page

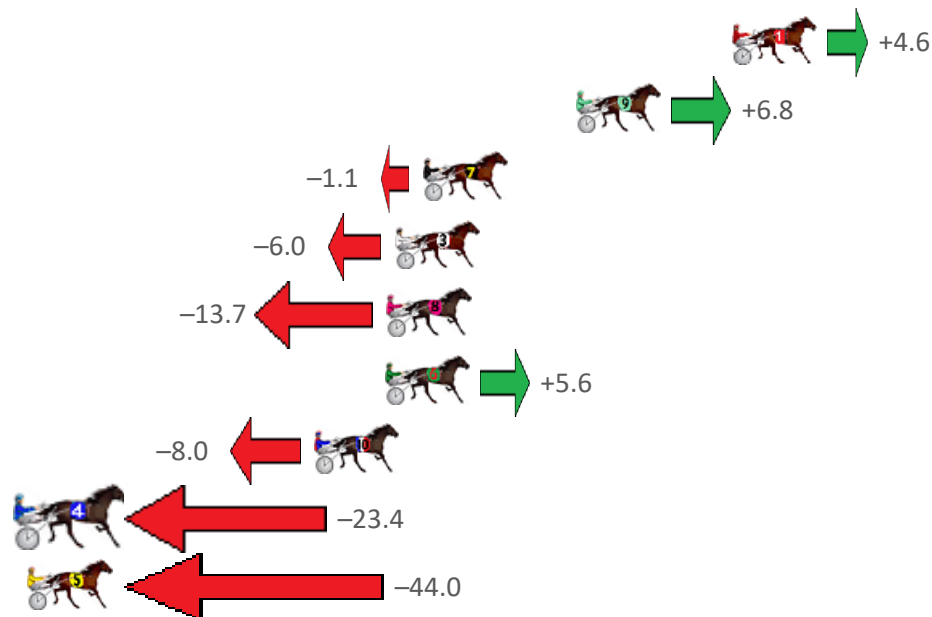
Tamworth Race 6 Distance 1980m

Thursday, 30 November 2023

Gross Time: 2:28.20 MileRate: 2:00.50 LeadTime: 27.40s First Qtr: 29.70s Second Qtr: 29.90s Third Qtr: 29.10s Fourth Qtr: 32.10s

NoHorse	Plc	Mar	800 Posi	400 Posi	Time	3rd Qtr	4th Qtr
1 ENEMY LINES	1	0.0m	4.6m (0)	5.0m (0)	2:28.20	29.15s	31.70s
9 CAESARS ROCKSTAR	2	6.2m	13.0m (0)	19.2m (0)	2:28.72	29.62s	31.06s
7 NIGHTWATCH STAR	3	12.3m	11.2m (1)	21.4m (2)	2:29.23	29.91s	31.37s
3 YELLOW TAXI	4	13.4m	7.4m (1)	19.4m (1)	2:29.32	30.04s	31.62s
8 SHADOW ECLIPSE	5	13.7m	0.0m (0)	0.0m (0)	2:29.35	29.05s	33.19s
6 OVERTHEMOON	6	13.8m	19.4m (1)	26.6m (2)	2:29.36	29.70s	31.08s
10 GLENN FORD	7	16.6m	8.6m (0)	15.2m (0)	2:29.59	29.60s	32.21s
4 MEGA STAR	8	39.0m	15.6m (1)	27.6m (1)	2:31.47	29.97s	33.01s
5 MONTANA NIGHTS	9	62.0m	18.0m (0)	29.0m (0)	2:33.40	29.81s	34.73s

Finish Position and metres gained from 800m



PJ Harness Analyser

Sectional Analysis Software - Not just a formguide!

www.facebook.com/PJHarnessRacing



RISE Digital, Harness Racing Australia nor the provider accepts any responsibility for the completeness or accuracy of any of the information contained herein, and makes no representations about its suitability for any particular purpose. Users should make their own judgements about those matters and/or seek independent advice. You assume all risks associated with use of data provided on this page

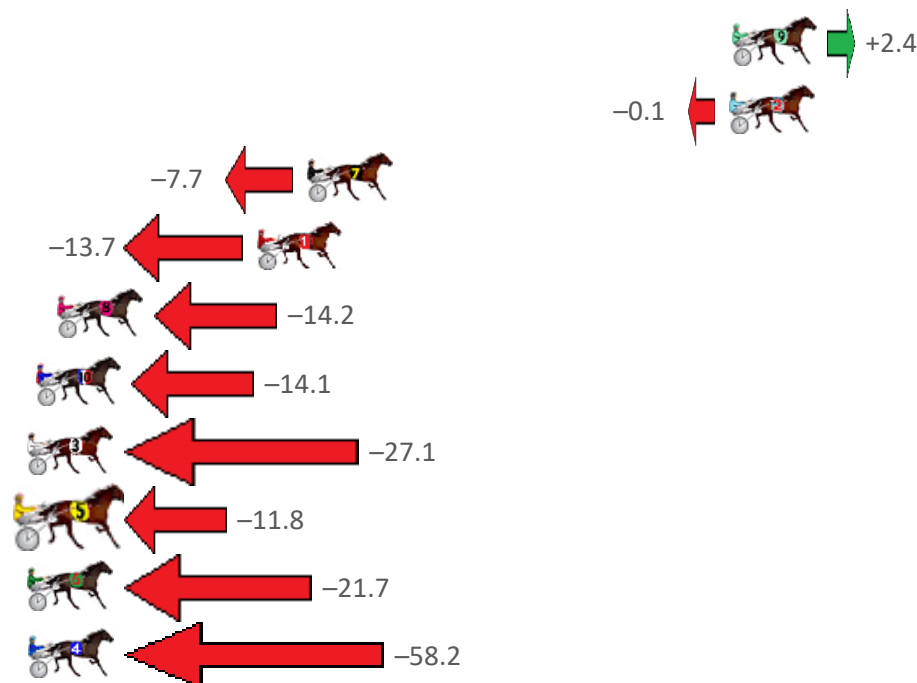
Tamworth Race 7 Distance 1609m

Thursday, 30 November 2023

Gross Time: 1:57.60 MileRate: 1:57.60 LeadTime: 0.00s First Qtr: 28.60s Second Qtr: 29.10s Third Qtr: 29.00s Fourth Qtr: 30.90s

NoHorse	Plc	Mar	800 Posi	400 Posi	Time	3rd Qtr	4th Qtr
9 MYSTIFY ME	1	0.0m	2.4m (2)	3.2m (1)	1:57.60	29.07s	30.65s
2 FOREVER SKYFALL	2	0.1m	0.0m (0)	0.0m (0)	1:57.61	29.00s	30.91s
7 MANIC MIA	3	16.9m	9.2m (0)	10.2m (1)	1:58.97	29.06s	31.41s
1 LILLY SHANNON	4	18.9m	5.2m (0)	6.8m (0)	1:59.13	29.09s	31.83s
8 MY BELLE AND ME	5	26.8m	12.6m (1)	24.8m (2)	1:59.77	29.90s	31.05s
10 HOT JIVING	6	27.7m	13.6m (0)	18.0m (0)	1:59.84	29.30s	31.65s
3 FLIRTS DIVA	7	35.5m	8.4m (1)	19.4m (2)	2:00.47	29.78s	32.14s
5 LOLLIPOP	8	37.2m	25.4m (1)	32.2m (1)	2:00.61	29.49s	31.28s
6 AMERICAN MANDY	9	39.5m	17.8m (1)	22.4m (1)	2:00.79	29.30s	32.21s
4 COLETTE	10	61.0m	2.8m (1)	17.0m (1)	2:02.53	29.95s	34.28s

Finish Position and metres gained from 800m



PJ Harness Analyser
Sectional Analysis Software – Not just a formguide!

www.facebook.com/PJHarnessRacing



RISE Digital, Harness Racing Australia nor the provider accepts any responsibility for the completeness or accuracy of any of the information contained herein, and makes no representations about its suitability for any particular purpose. Users should make their own judgements about those matters and/or seek independent advice. You assume all risks associated with use of data provided on this page

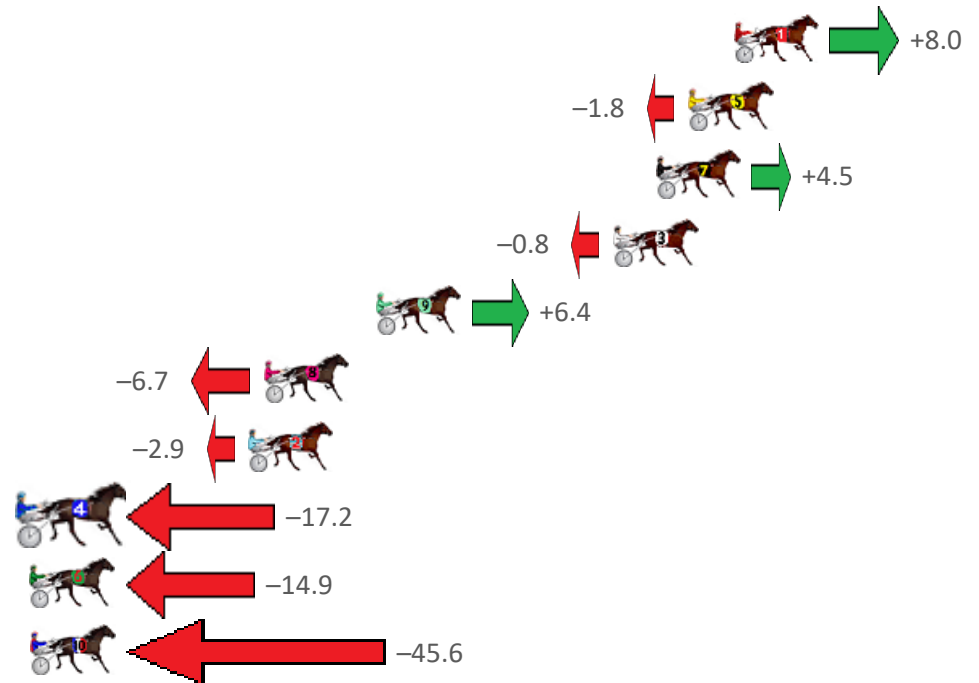
Tamworth Race 8 Distance 1609m

Thursday, 30 November 2023

Gross Time: 1:59.00 MileRate: 1:59.00 LeadTime: 0.00s First Qtr: 29.20s Second Qtr: 31.10s Third Qtr: 29.40s Fourth Qtr: 29.50s

NoHorse	Plc	Mar	800 Posi	400 Posi	Time	3rd Qtr	4th Qtr
1 ASHLEYS BLUE CHIP	1	0.0m	8.0m (0)	9.2m (0)	1:59.00	29.49s	28.83s
5 OUR AUNTY ASH	2	1.8m	0.0m (0)	0.0m (0)	1:59.14	29.40s	29.63s
7 REPARTTEE	3	3.1m	7.6m (1)	4.6m (1)	1:59.24	29.18s	29.39s
3 TOP GUN TILLY	4	4.8m	4.0m (0)	5.2m (0)	1:59.37	29.49s	29.47s
9 WATCHFUL LADY	5	14.2m	20.6m (1)	20.6m (1)	2:00.10	29.40s	29.03s
8 ZOEMAGIC	6	18.7m	12.0m (0)	13.6m (0)	2:00.45	29.52s	29.87s
2 GOLDEN LACE	7	19.3m	16.4m (1)	16.4m (2)	2:00.49	29.40s	29.71s
4 LADY PEBBLES	8	28.8m	11.6m (1)	10.2m (2)	2:01.23	29.30s	30.86s
6 CASH EM IN SHANN	9	30.9m	16.0m (0)	18.0m (0)	2:01.39	29.54s	30.45s
10 FOREVER MOMENTS	10	49.2m	3.6m (1)	12.4m (1)	2:02.81	30.04s	32.20s

Finish Position and metres gained from 800m





PJ Harness Analyser

Sectional Analysis Software – Not just a formguide!

www.facebook.com/PJHarnessRacing



RISE Digital, Harness Racing Australia nor the provider accepts any responsibility for the completeness or accuracy of any of the information contained herein, and makes no representations about its suitability for any particular purpose. Users should make their own judgements about those matters and/or seek independent advice. You assume all risks associated with use of data provided on this page

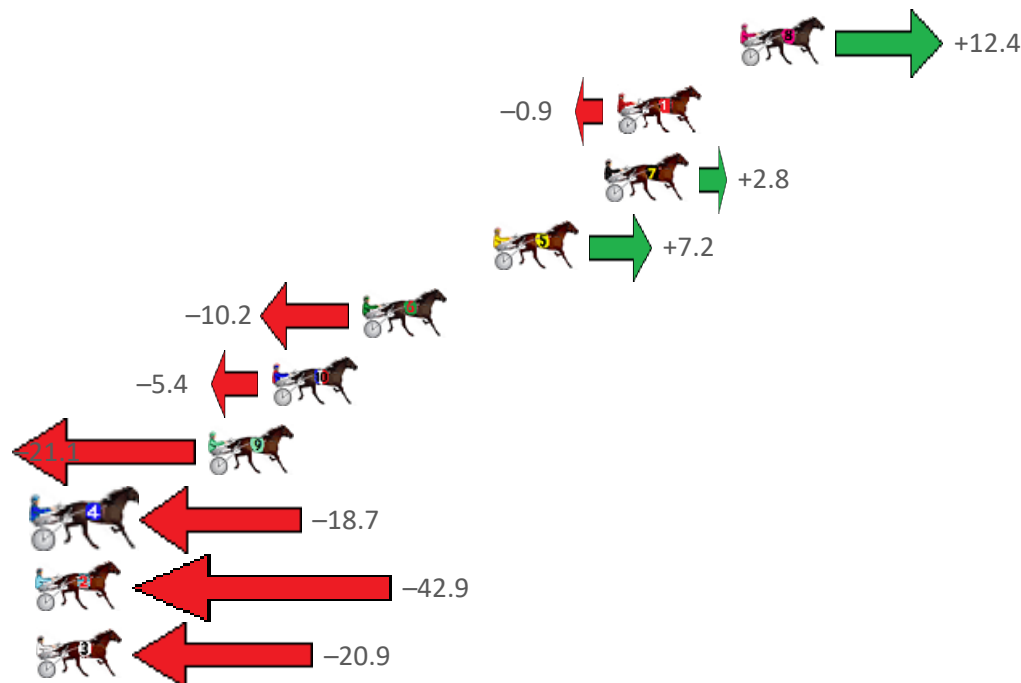
Tamworth Race 9 Distance 1609m

Thursday, 30 November 2023

Gross Time: 1:58.90 MileRate: 1:58.90 LeadTime: 0.00s First Qtr: 29.10s Second Qtr: 30.10s Third Qtr: 28.80s Fourth Qtr: 30.90s

NoHorse	Plc	Mar	800 Posi	400 Posi	Time	3rd Qtr	4th Qtr
8 UPTOTRIX	1	0.0m	12.4m (0)	11.0m (0)	1:58.90	28.72s	30.06s
1 CLASSICMAJOR	2	4.9m	4.0m (0)	3.0m (1)	1:59.30	28.72s	31.05s
7 RACING PAULA	3	5.4m	8.2m (0)	5.8m (0)	1:59.34	28.62s	30.87s
5 LOOKAT MEE	4	9.8m	17.0m (0)	17.0m (0)	1:59.69	28.82s	30.35s
6 ADRENALINE RUSH	5	15.0m	4.8m (1)	7.6m (2)	2:00.11	28.99s	31.47s
10 GOTONEBETTOR	6	18.6m	13.2m (1)	16.8m (2)	2:00.40	29.06s	31.04s
9 REDFOX RAIDER	7	21.1m	0.0m (0)	0.0m (0)	2:00.61	28.74s	32.52s
4 NIGHT TO REMEMBE	8	27.7m	9.0m (1)	16.6m (1)	2:01.14	29.34s	31.75s
2 CLASSIE AMERICAN	9	43.7m	0.8m (1)	10.4m (1)	2:02.43	29.43s	33.46s
3 THE IRISH EAGLE	10	53.9m	33.0m (0)	42.0m (0)	2:03.26	29.44s	31.81s

Finish Position and metres gained from 800m







Harness Analyser

Sectional Analysis Software – Not just a formguide!

www.facebook.com/PJHarnessRacing



RISE Digital, Harness Racing Australia nor the provider accepts any responsibility for the completeness or accuracy of any of the information contained herein, and makes no representations about its suitability for any particular purpose. Users should make their own judgements about those matters and/or seek independent advice. You assume all risks associated with use of data provided on this page