

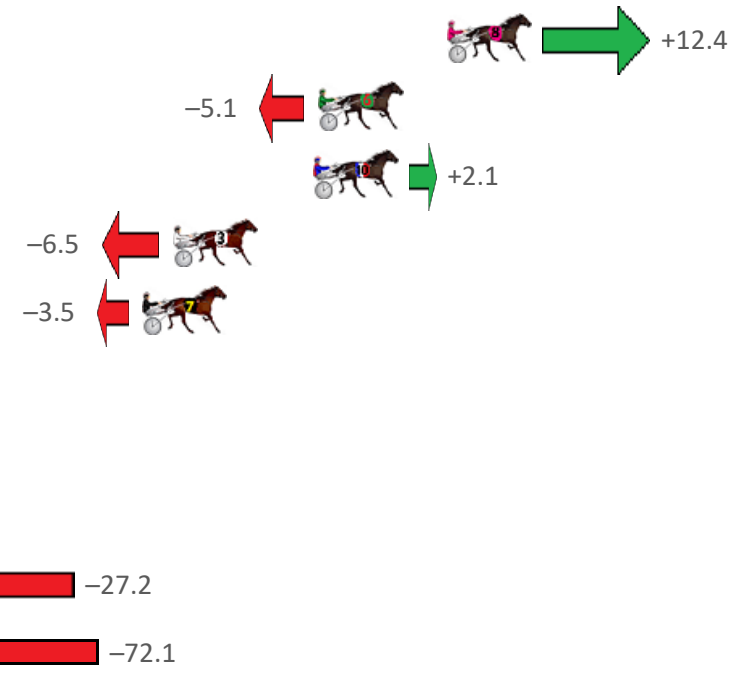
Young Race 1 Distance 1720m

Friday, 1 December 2023

Gross Time: 2:05.70 MileRate: 1:57.60 LeadTime: 7.00s First Qtr: 27.50s Second Qtr: 31.60s Third Qtr: 29.50s Fourth Qtr: 30.10s

NoHorse	Plc	Mar	800 Posi	400 Posi	Time	3rd Qtr	4th Qtr
8 WAIKARE WILDFIRE	1	0.0m	12.4m (1)	7.8m (1)	2:05.70	29.17s	29.52s
6 DELIGHTFUL ELLIE	2	5.1m	0.0m (0)	0.0m (0)	2:06.10	29.50s	30.48s
10 DEEWHY	3	5.3m	7.4m (1)	3.2m (1)	2:06.12	29.19s	30.26s
3 MILLWOOD GRACE	4	10.9m	4.4m (0)	4.2m (0)	2:06.56	29.48s	30.60s
7 NOVA JO	5	12.1m	8.6m (0)	8.4m (0)	2:06.65	29.48s	30.38s
5 BELLE OF BELMONT	6	25.1m	12.6m (0)	13.6m (0)	2:07.68	29.57s	30.96s
9 ABERCROMBIE LIMB	7	26.7m	24.8m (1)	21.0m (1)	2:07.80	29.21s	30.53s
4 NO BLING	8	34.3m	33.2m (1)	25.6m (1)	2:08.40	28.93s	30.75s
2 ALISKI	9	51.8m	24.6m (0)	29.8m (0)	2:09.78	29.87s	31.75s
1 BARKWAY DESMON	10	112.7m	40.6m (0)	51.2m (0)	2:14.58	30.24s	34.70s

Finish Position and metres gained from 800m







PJ Harness Analyser

Sectional Analysis Software – Not just a formguide!

www.facebook.com/PJHarnessRacing



RISE Digital, Harness Racing Australia nor the provider accepts any responsibility for the completeness or accuracy of any of the information contained herein, and makes no representations about its suitability for any particular purpose. Users should make their own judgements about those matters and/or seek independent advice. You assume all risks associated with use of data provided on this page

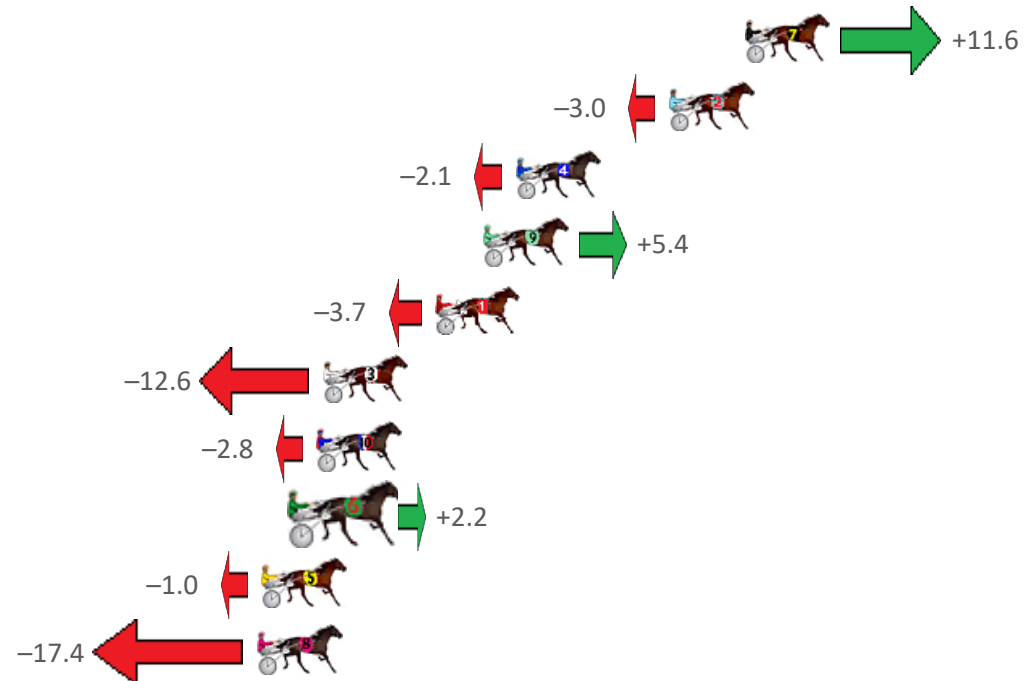
Young Race 2 Distance 1720m

Friday, 1 December 2023

Gross Time: 2:07.70 MileRate: 1:59.50 LeadTime: 7.00s First Qtr: 28.70s Second Qtr: 32.80s Third Qtr: 29.60s Fourth Qtr: 29.60s

NoHorse	Plc	Mar	800 Posi	400 Posi	Time	3rd Qtr	4th Qtr
7 BEACHRIDE	1	0.0m	11.6m (1)	3.4m (3)	2:07.70	29.00s	29.35s
2 MY ULTIMATE HARR	2	3.0m	0.0m (0)	0.0m (0)	2:07.93	29.60s	29.82s
4 JOHNNYS BLUE	3	9.1m	7.0m (1)	5.2m (2)	2:08.41	29.47s	29.89s
9 REASON TO PARTY	4	10.4m	15.8m (1)	11.8m (2)	2:08.51	29.31s	29.50s
1 MAMA ROSIE	5	12.3m	8.6m (0)	8.8m (0)	2:08.65	29.61s	29.86s
3 ABSOLUTELY STOKED	6	16.8m	4.2m (0)	4.8m (0)	2:09.00	29.64s	30.48s
10 SUNNYWITHACHANC	7	17.0m	14.2m (0)	10.2m (1)	2:09.02	29.31s	30.10s
6 ROAD TO RECOVERY	8	17.6m	19.8m (1)	15.6m (1)	2:09.07	29.29s	29.75s
5 ALICE ON THE BEAC	9	19.2m	18.2m (0)	13.8m (0)	2:09.19	29.28s	30.00s
8 CATCHINGCONFIDEN	10	19.4m	2.0m (1)	3.8m (1)	2:09.21	29.73s	30.75s

Finish Position and metres gained from 800m



PJ Harness Analyser

Sectional Analysis Software - Not just a formguide!

www.facebook.com/PJHarnessRacing



RISE Digital, Harness Racing Australia nor the provider accepts any responsibility for the completeness or accuracy of any of the information contained herein, and makes no representations about its suitability for any particular purpose. Users should make their own judgements about those matters and/or seek independent advice. You assume all risks associated with use of data provided on this page

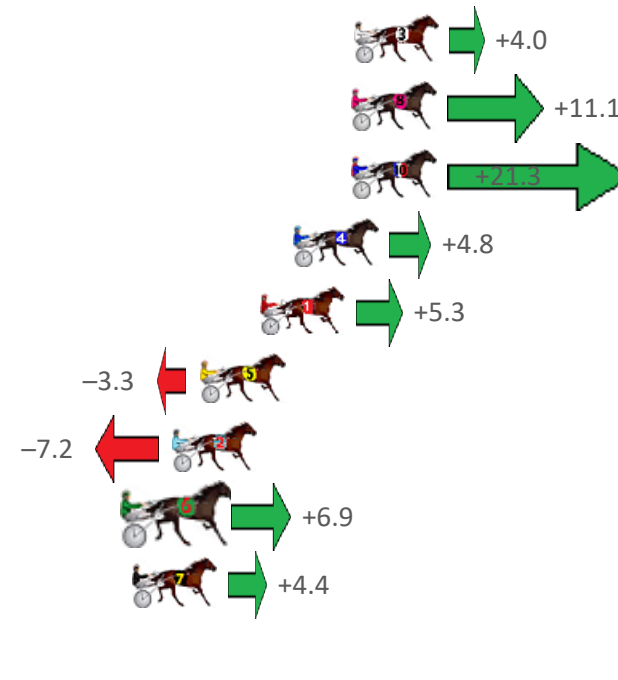
Young Race 3 Distance 2100m

Friday, 1 December 2023

Gross Time: 2:37.60 MileRate: 2:00.70 LeadTime: 37.20s First Qtr: 28.90s Second Qtr: 30.80s Third Qtr: 29.70s Fourth Qtr: 31.00s

NoHorse	Plc	Mar	800 Posi	400 Posi	Time	3rd Qtr	4th Qtr
3 MENDOZA LASS	1	0.0m	4.0m (0)	1.6m (0)	2:37.60	29.52s	30.88s
8 PETES BIG JIM	2	0.1m	11.2m (1)	6.6m (4)	2:37.61	29.36s	30.50s
10 LINE ME UP BRO	3	0.1m	21.4m (0)	12.8m (1)	2:37.61	29.07s	30.02s
4 IMPERIOUS	4	2.4m	7.2m (1)	4.6m (3)	2:37.79	29.51s	30.83s
1 CATCH THE SHARK	5	3.7m	9.0m (0)	6.4m (0)	2:37.90	29.51s	30.79s
5 WARRADERRY	6	6.1m	2.8m (1)	2.8m (2)	2:38.09	29.69s	31.25s
2 MY ULTIMATE KEVVI	7	7.2m	0.0m (0)	0.0m (1)	2:38.18	29.69s	31.55s
6 POTTER	8	8.7m	15.6m (1)	12.4m (2)	2:38.31	29.46s	30.71s
7 IM BELIEBER	9	8.8m	13.2m (0)	7.8m (1)	2:38.31	29.29s	31.08s
9 IM ALRITE	10	28.4m	17.4m (0)	11.2m (0)	2:39.90	29.20s	32.33s

Finish Position and metres gained from 800m







PJ Harness Analyser

Sectional Analysis Software – Not just a formguide!

www.facebook.com/PJHarnessRacing



RISE Digital, Harness Racing Australia nor the provider accepts any responsibility for the completeness or accuracy of any of the information contained herein, and makes no representations about its suitability for any particular purpose. Users should make their own judgements about those matters and/or seek independent advice. You assume all risks associated with use of data provided on this page

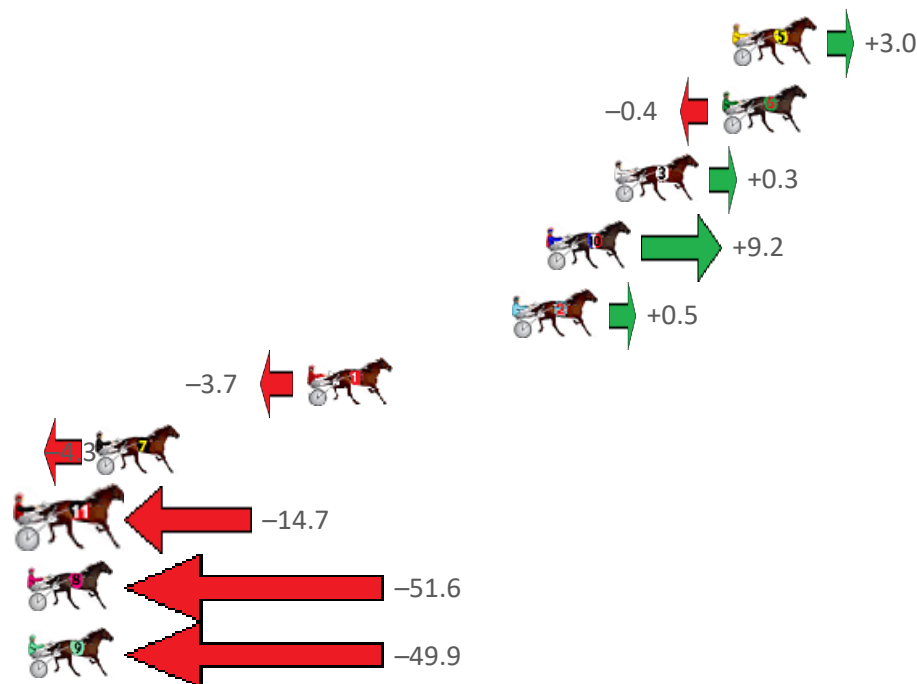
Young Race 4 Distance 1720m

Friday, 1 December 2023

Gross Time: 2:04.50 MileRate: 1:56.50 LeadTime: 6.60s First Qtr: 28.00s Second Qtr: 31.40s Third Qtr: 29.00s Fourth Qtr: 29.50s

NoHorse	Plc	Mar	800 Posi	400 Posi	Time	3rd Qtr	4th Qtr
5 NOWHERENEAR CRA	1	0.0m	3.0m (1)	2.4m (1)	2:04.50	28.96s	29.32s
6 KEEPERS IDEAL	2	0.4m	0.0m (0)	0.0m (0)	2:04.53	29.00s	29.53s
3 ROCKINDOWNUNDE	3	4.7m	5.0m (0)	4.4m (0)	2:04.86	28.96s	29.52s
10 EAGLE ART	4	7.4m	16.6m (1)	8.2m (2)	2:05.07	28.39s	29.44s
2 SPORTY MICKILLA	5	8.7m	9.2m (0)	8.8m (0)	2:05.17	28.97s	29.49s
1 ICE BLASTER	6	16.9m	13.2m (0)	12.8m (0)	2:05.81	28.97s	29.80s
7 WESTERN RON	7	25.3m	21.0m (1)	12.4m (2)	2:06.46	28.37s	30.45s
11 IM HARVEY SPECTER	8	56.7m	42.0m (0)	45.0m (0)	2:08.89	29.21s	30.36s
8 PETES ART FOLLY	9	59.6m	8.0m (1)	10.4m (1)	2:09.11	29.14s	33.11s
9 BRACKEN WARRIOR	10	62.3m	12.4m (1)	21.2m (1)	2:09.32	29.61s	32.51s

Finish Position and metres gained from 800m







PJ Harness Analyser

Sectional Analysis Software – Not just a formguide!

www.facebook.com/PJHarnessRacing



RISE Digital, Harness Racing Australia nor the provider accepts any responsibility for the completeness or accuracy of any of the information contained herein, and makes no representations about its suitability for any particular purpose. Users should make their own judgements about those matters and/or seek independent advice. You assume all risks associated with use of data provided on this page

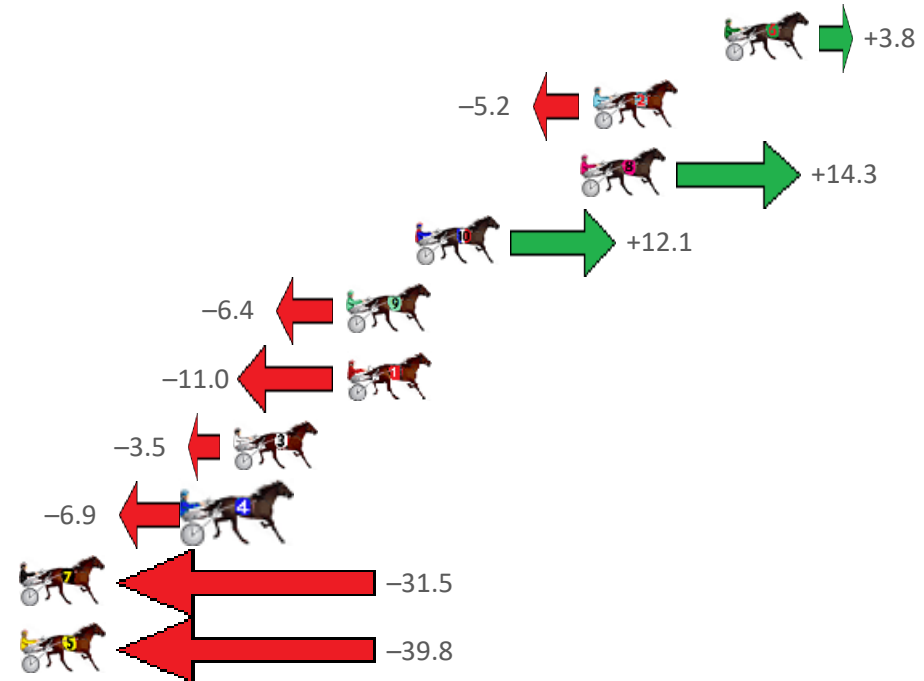
Young Race 5 Distance 1720m

Friday, 1 December 2023

Gross Time: 2:05.70 MileRate: 1:57.70 LeadTime: 6.30s First Qtr: 29.00s Second Qtr: 30.60s Third Qtr: 30.30s Fourth Qtr: 29.50s

NoHorse	Plc	Mar	800 Posi	400 Posi	Time	3rd Qtr	4th Qtr
6 LENNYS ANGEL	1	0.0m	3.8m (1)	2.4m (1)	2:05.70	30.19s	29.32s
2 KISSED BY A ROSE	2	5.2m	0.0m (0)	0.0m (0)	2:06.10	30.31s	29.88s
8 THE TALK	3	5.7m	20.0m (1)	17.8m (2)	2:06.14	30.12s	28.61s
10 OURSWEETPOG	4	12.3m	24.4m (1)	10.6m (2)	2:06.65	29.28s	29.62s
9 TIGER LOU	5	15.0m	8.6m (0)	14.6m (0)	2:06.86	30.75s	29.53s
1 IDEAL TAO	6	15.0m	4.0m (0)	9.2m (0)	2:06.86	30.69s	29.93s
3 FROZEN JEWEL	7	19.5m	16.0m (1)	24.2m (0)	2:07.21	30.90s	29.16s
4 MOP	8	21.1m	14.2m (0)	20.6m (1)	2:07.33	30.78s	29.54s
7 BETTERTHANTHEBO	9	39.3m	7.8m (1)	15.4m (1)	2:08.74	30.89s	31.25s
5 MEET ME AT THE BE	10	51.6m	11.8m (1)	24.6m (1)	2:09.69	31.28s	31.48s

Finish Position and metres gained from 800m



PJ Harness Analyser
Sectional Analysis Software – Not just a formguide!

www.facebook.com/PJHarnessRacing



RISE Digital, Harness Racing Australia nor the provider accepts any responsibility for the completeness or accuracy of any of the information contained herein, and makes no representations about its suitability for any particular purpose. Users should make their own judgements about those matters and/or seek independent advice. You assume all risks associated with use of data provided on this page

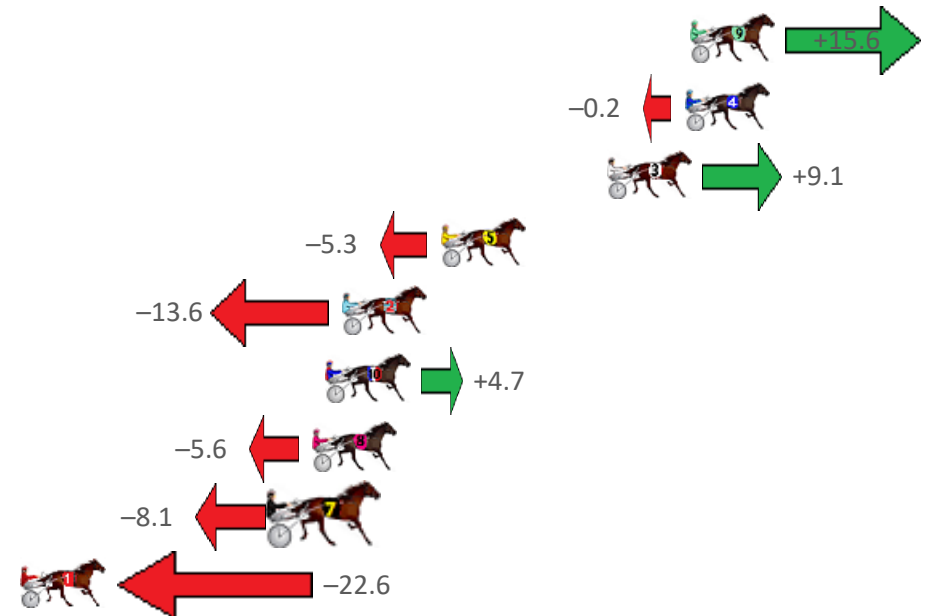
Young Race 6 Distance 1720m

Friday, 1 December 2023

Gross Time: 2:05.60 MileRate: 1:57.50 LeadTime: 6.20s First Qtr: 27.40s Second Qtr: 32.50s Third Qtr: 29.70s Fourth Qtr: 29.80s

NoHorse	Plc	Mar	800 Posi	400 Posi	Time	3rd Qtr	4th Qtr
9 MIGHTY ATOM	1	0.0m	15.6m (1)	2.4m (3)	2:05.60	28.72s	29.62s
4 BOLZANO	2	0.2m	0.0m (0)	0.0m (0)	2:05.62	29.70s	29.81s
3 MASTER GOUDA	3	3.3m	12.4m (0)	11.4m (2)	2:05.86	29.63s	29.20s
5 MACH ASSASSIN	4	9.9m	4.6m (1)	5.8m (2)	2:06.37	29.79s	30.10s
2 CLASSIC MIX UP	5	13.8m	0.2m (1)	1.8m (1)	2:06.68	29.82s	30.69s
10 DRIVE TO THE BEAC	6	14.5m	19.2m (2)	9.0m (3)	2:06.73	28.94s	30.21s
8 TEDDY FEELS GOOD	7	15.0m	9.4m (1)	7.0m (1)	2:06.77	29.52s	30.39s
7 LIGHTNING BABY	8	16.3m	8.2m (0)	9.0m (0)	2:06.87	29.76s	30.34s
1 EN PARIANT SUR	9	26.6m	4.0m (0)	4.6m (0)	2:07.68	29.74s	31.43s

Finish Position and metres gained from 800m



PJ Harness Analyser

Sectional Analysis Software – Not just a formguide!

www.facebook.com/PJHarnessRacing



RISE Digital, Harness Racing Australia nor the provider accepts any responsibility for the completeness or accuracy of any of the information contained herein, and makes no representations about its suitability for any particular purpose. Users should make their own judgements about those matters and/or seek independent advice. You assume all risks associated with use of data provided on this page


Young Race 7 Distance 2100m

Friday, 1 December 2023

Gross Time: 2:36.60 MileRate: 2:00.00 LeadTime: 36.10s First Qtr: 30.60s Second Qtr: 32.10s Third Qtr: 28.50s Fourth Qtr: 29.30s

NoHorse	Plc	Mar	800 Posi	400 Posi	Time	3rd Qtr	4th Qtr
3 ALTA BILLY	1	0.0m	4.0m (0)	4.2m (1)	2:36.60	28.52s	28.99s
8 RUSTY CRACKERS	2	7.6m	1.6m (1)	0.0m (1)	2:37.18	28.38s	29.85s
6 MYRA DAWN	3	8.9m	0.0m (0)	2.6m (0)	2:37.28	28.68s	29.76s
5 IAM THE CAPTAIN	4	11.0m	11.0m (1)	7.6m (2)	2:37.45	28.25s	29.55s
7 DARK TERROR	5	12.7m	6.4m (1)	8.4m (1)	2:37.58	28.64s	29.61s
4 JUST ROLLYOUROW	6	13.1m	15.8m (1)	18.2m (0)	2:37.61	28.68s	28.93s
1 KEAYANG DOMINO	7	14.1m	8.0m (0)	8.6m (0)	2:37.68	28.54s	29.70s

Finish Position and metres gained from 800m







Harness Analyser

Sectional Analysis Software – Not just a formguide!

www.facebook.com/PJHarnessRacing



RISE Digital, Harness Racing Australia nor the provider accepts any responsibility for the completeness or accuracy of any of the information contained herein, and makes no representations about its suitability for any particular purpose. Users should make their own judgements about those matters and/or seek independent advice. You assume all risks associated with use of data provided on this page


Young Race 8 Distance 2887m

Friday, 1 December 2023

Gross Time: 3:40.40 MileRate: 2:02.80 LeadTime: 1.80s First Qtr: 31.90s Second Qtr: 31.00s Third Qtr: 28.10s Fourth Qtr: 27.60s

NoHorse	Plc	Mar	800 Posi	400 Posi	Time	3rd Qtr	4th Qtr
11 MAX DELIGHT	1	0.0m	6.8m (1)	6.6m (1)	3:40.40	28.08s	27.15s
3 CYA ART	2	0.4m	0.0m (0)	0.0m (0)	3:40.43	28.10s	27.63s
6 PAS GUARANTEE	3	5.5m	4.2m (0)	4.8m (0)	3:40.80	28.14s	27.65s
9 TAIPO	4	10.0m	2.8m (1)	2.4m (1)	3:41.13	28.08s	28.12s
10 FIRESTORM RED	5	13.3m	11.8m (1)	11.4m (1)	3:41.37	28.07s	27.73s
2 ALLSTARZZZ FRANKIE	6	16.2m	8.6m (0)	10.8m (0)	3:41.58	28.26s	27.97s
7 GORDONS BAY	7	16.8m	15.8m (1)	15.6m (1)	3:41.62	28.09s	27.68s
5 DEFIANT	8	18.3m	21.4m (0)	22.4m (1)	3:41.73	28.17s	27.32s
8 FAZE OF GLORY	9	20.6m	12.8m (0)	16.4m (0)	3:41.90	28.35s	27.89s
1 TERRYRAMA	10	27.6m	16.8m (0)	21.0m (0)	3:42.40	28.39s	28.05s

Finish Position and metres gained from 800m



PJ Harness Analyser

Sectional Analysis Software – Not just a formguide!

www.facebook.com/PJHarnessRacing



RISE Digital, Harness Racing Australia nor the provider accepts any responsibility for the completeness or accuracy of any of the information contained herein, and makes no representations about its suitability for any particular purpose. Users should make their own judgements about those matters and/or seek independent advice. You assume all risks associated with use of data provided on this page