

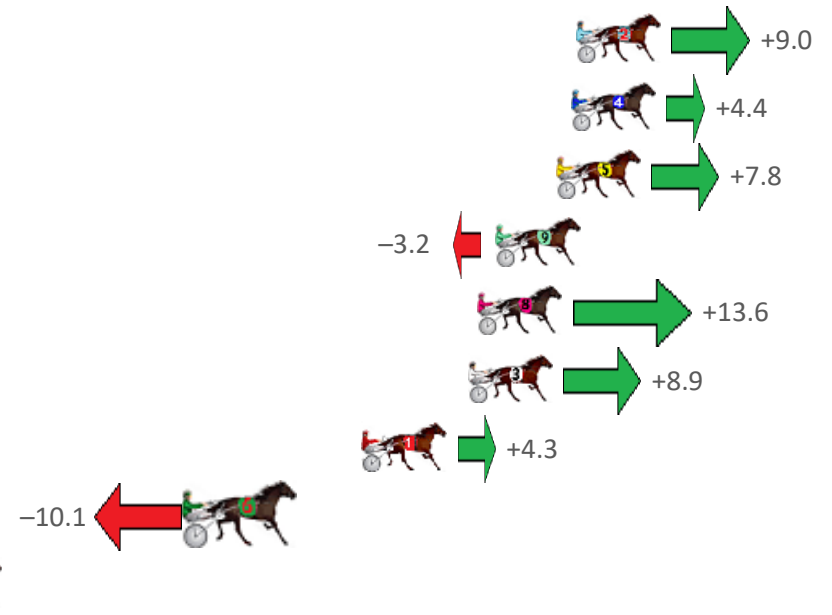
Menangle Race 1 Distance 1609m

Saturday, 2 December 2023

Gross Time: 1:51.30 MileRate: 1:51.30 LeadTime: 0.00s First Qtr: 26.40s Second Qtr: 29.10s Third Qtr: 28.20s Fourth Qtr: 27.60s

NoHorse	Plc	Mar	800 Posi	400 Posi	Time	3rd Qtr	4th Qtr
2 WESTERN STYLE	1	0.0m	9.0m (1)	8.5m (2)	1:51.30	28.16s	27.01s
4 ARDENS ACE	2	0.2m	4.6m (0)	4.0m (0)	1:51.31	28.16s	27.33s
5 PUMP THE BRAKES	3	0.8m	8.6m (0)	8.1m (0)	1:51.36	28.16s	27.10s
9 ONE FOR THE RODI	4	3.2m	0.0m (0)	0.0m (0)	1:51.53	28.20s	27.83s
8 UNFAZED	5	3.9m	17.5m (1)	16.6m (2)	1:51.57	28.12s	26.72s
3 SAHARA SIROCCO	6	4.3m	13.2m (1)	12.5m (2)	1:51.61	28.14s	27.04s
1 LONGFELLOW	7	8.5m	12.8m (0)	12.7m (0)	1:51.93	28.18s	27.35s
6 JOE NIEN	8	15.1m	5.0m (1)	4.8m (1)	1:52.42	28.19s	28.39s
7 JALANEEL	9	26.2m	16.6m (0)	17.0m (0)	1:53.25	28.22s	28.37s

Finish Position and metres gained from 800m



PJ Harness Analyser
Sectional Analysis Software – Not just a formguide!

www.facebook.com/PJHarnessRacing



RISE Digital, Harness Racing Australia nor the provider accepts any responsibility for the completeness or accuracy of any of the information contained herein, and makes no representations about its suitability for any particular purpose. Users should make their own judgements about those matters and/or seek independent advice. You assume all risks associated with use of data provided on this page

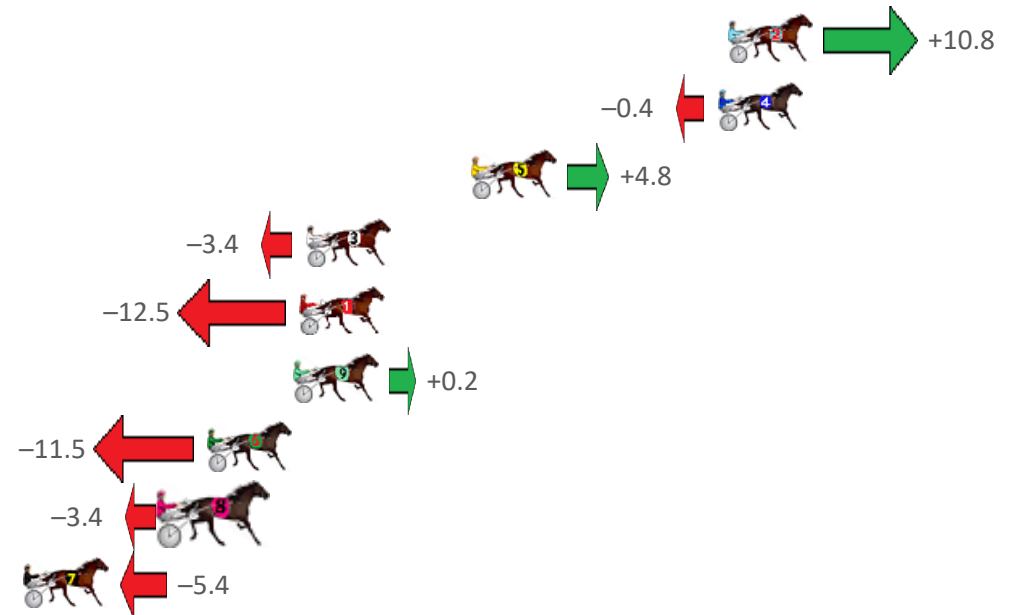
Menangle Race 2 Distance 1609m

Saturday, 2 December 2023

Gross Time: 1:49.90 MileRate: 1:49.90 LeadTime: 0.00s First Qtr: 27.50s Second Qtr: 29.00s Third Qtr: 27.10s Fourth Qtr: 26.40s

NoHorse	Plc	Mar	800 Posi	400 Posi	Time	3rd Qtr	4th Qtr
2 MACH DA VINCI	1	0.0m	10.8m (1)	2.0m (1)	1:49.90	26.51s	26.27s
4 THE CROUPIER	2	0.4m	0.0m (0)	0.0m (0)	1:49.96	27.10s	26.46s
5 WOW HES A ROCK S	3	10.2m	15.0m (1)	5.9m (1)	1:50.68	26.49s	26.79s
3 POLLY PUT KETTLEO	4	16.8m	13.4m (0)	12.6m (0)	1:51.18	27.04s	26.84s
1 CASH N FLOW	5	17.0m	4.5m (0)	4.2m (0)	1:51.19	27.08s	27.41s
9 BOOM	6	17.3m	17.5m (0)	16.9m (0)	1:51.21	27.04s	26.59s
6 PORT AU PRINCE	7	20.7m	9.2m (0)	8.7m (0)	1:51.47	27.06s	27.39s
8 DOUBLE ENCOUNTE	8	22.2m	18.8m (1)	10.7m (1)	1:51.57	26.55s	27.36s
7 RIPP	9	28.3m	22.9m (0)	14.7m (1)	1:52.03	26.53s	27.56s

Finish Position and metres gained from 800m



PJ Harness Analyser
Sectional Analysis Software - Not just a formguide!

www.facebook.com/PJHarnessRacing



RISE Digital, Harness Racing Australia nor the provider accepts any responsibility for the completeness or accuracy of any of the information contained herein, and makes no representations about its suitability for any particular purpose. Users should make their own judgements about those matters and/or seek independent advice. You assume all risks associated with use of data provided on this page

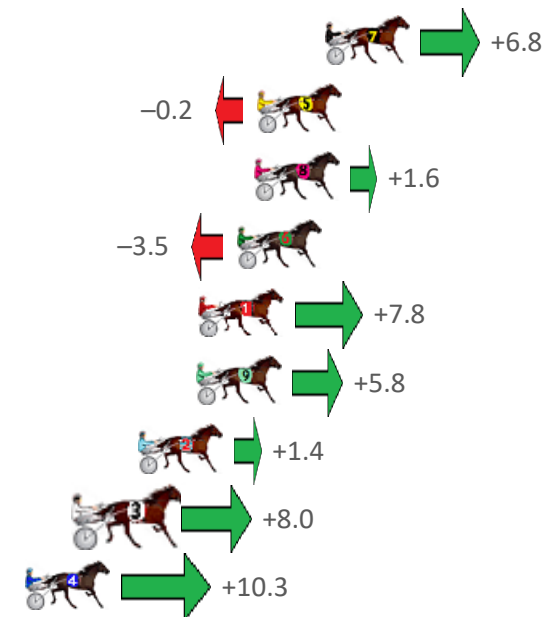
Menangle Race 3 Distance 1609m

Saturday, 2 December 2023

Gross Time: 1:50.90 MileRate: 1:50.90 LeadTime: 0.00s First Qtr: 26.10s Second Qtr: 29.50s Third Qtr: 27.60s Fourth Qtr: 27.70s

NoHorse	Plc	Mar	800 Posi	400 Posi	Time	3rd Qtr	4th Qtr
7 BONDI LOCKDOWN	1	0.0m	6.8m (1)	6.6m (1)	1:50.90	27.59s	27.25s
5 BRAEDOS LAD	2	2.7m	2.5m (1)	2.5m (1)	1:51.13	27.61s	27.76s
8 ALTA ORLANDO	3	2.8m	4.4m (0)	5.2m (0)	1:51.14	27.66s	27.58s
6 WHEREYABINBOPPI	4	3.5m	0.0m (0)	0.0m (0)	1:51.19	27.60s	27.99s
1 TITIAN RAIDER	5	5.0m	12.8m (0)	14.2m (1)	1:51.30	27.69s	27.13s
9 JAY OK	6	5.1m	10.9m (1)	12.1m (2)	1:51.31	27.68s	27.28s
2 LAST TANGO IN HEA	7	7.4m	8.8m (0)	9.9m (0)	1:51.48	27.68s	27.60s
3 FEAR CRUISIN	8	9.5m	17.5m (0)	17.5m (0)	1:51.64	27.60s	27.24s
4 TUPPENCE	9	11.9m	22.2m (0)	21.5m (0)	1:51.82	27.56s	27.14s

Finish Position and metres gained from 800m



PJ Harness Analyser

Sectional Analysis Software – Not just a formguide!

www.facebook.com/PJHarnessRacing



RISE Digital, Harness Racing Australia nor the provider accepts any responsibility for the completeness or accuracy of any of the information contained herein, and makes no representations about its suitability for any particular purpose. Users should make their own judgements about those matters and/or seek independent advice. You assume all risks associated with use of data provided on this page

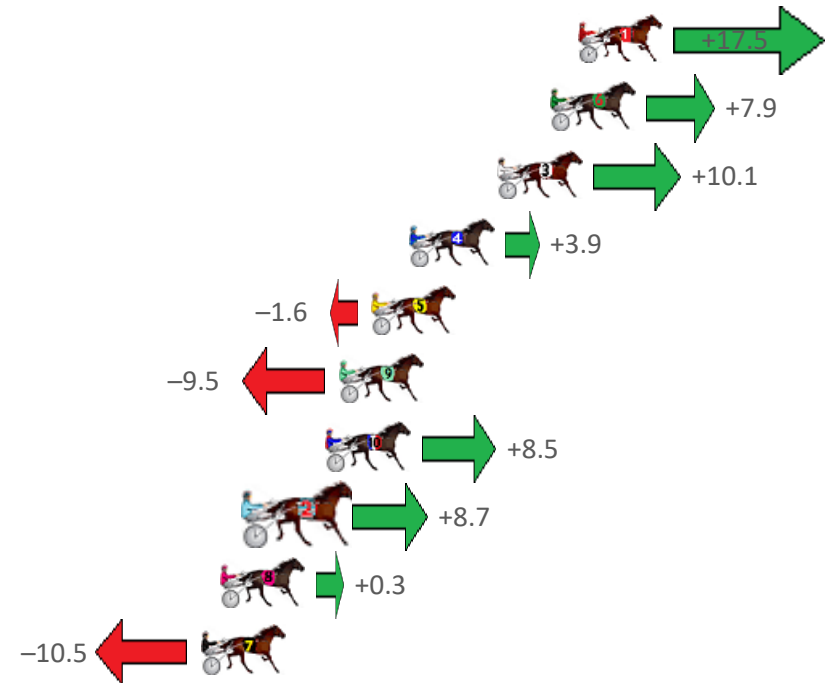
Menangle Race 4 Distance 1609m

Saturday, 2 December 2023

Gross Time: 1:52.50 MileRate: 1:52.50 LeadTime: 0.00s First Qtr: 27.20s Second Qtr: 29.10s Third Qtr: 28.50s Fourth Qtr: 27.70s

NoHorse	Plc	Mar	800 Posi	400 Posi	Time	3rd Qtr	4th Qtr
1 SAGINAW	1	0.0m	17.5m (0)	17.4m (1)	1:52.50	28.47s	26.49s
6 DIAMOND ECLIPSE	2	1.1m	9.0m (0)	9.4m (1)	1:52.62	28.51s	27.17s
3 RYANS GANGSTER	3	3.2m	13.3m (0)	13.4m (1)	1:52.78	28.49s	27.05s
4 BERANI	4	6.7m	10.6m (1)	5.6m (2)	1:53.04	28.14s	27.85s
5 KENNY SAID	5	8.2m	6.6m (1)	1.9m (1)	1:53.15	28.17s	28.22s
9 THE FORTUNATE SO	6	9.5m	0.0m (0)	0.0m (0)	1:53.24	28.50s	28.44s
10 BERTIE JONES	7	10.0m	18.5m (1)	14.2m (2)	1:53.28	28.18s	27.49s
2 CHASING THE WIND	8	12.8m	21.5m (0)	18.4m (2)	1:53.49	28.27s	27.40s
8 HERE COMES BOBBY	9	14.2m	14.5m (1)	10.1m (2)	1:53.60	28.18s	28.09s
7 IM BRUCE ALMIGHTY	10	15.0m	4.5m (0)	4.3m (0)	1:53.66	28.48s	28.56s

Finish Position and metres gained from 800m



PJ Harness Analyser
Sectional Analysis Software – Not just a formguide!

www.facebook.com/PJHarnessRacing



RISE Digital, Harness Racing Australia nor the provider accepts any responsibility for the completeness or accuracy of any of the information contained herein, and makes no representations about its suitability for any particular purpose. Users should make their own judgements about those matters and/or seek independent advice. You assume all risks associated with use of data provided on this page

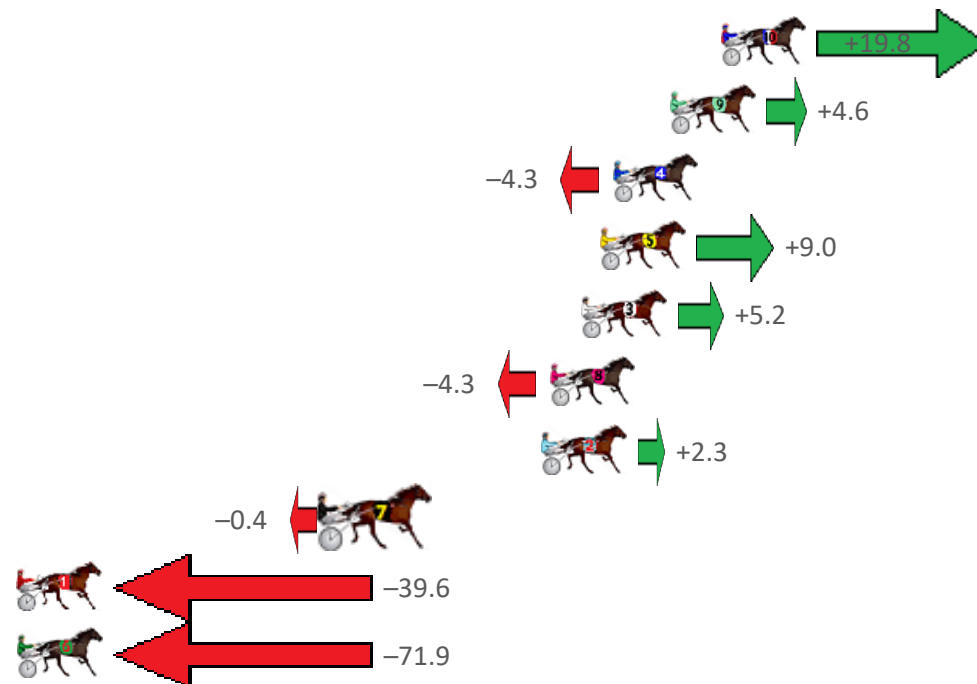
Menangle Race 5 Distance 1609m

Saturday, 2 December 2023

Gross Time: 1:52.00 MileRate: 1:52.00 LeadTime: 0.00s First Qtr: 26.90s Second Qtr: 29.10s Third Qtr: 27.40s Fourth Qtr: 28.60s

NoHorse	Plc	Mar	800 Posi	400 Posi	Time	3rd Qtr	4th Qtr
10 MISSED THE TRUTH	1	0.0m	19.8m (1)	21.4m (2)	1:52.00	27.54s	27.11s
9 SIR RICHARD LEE	2	2.0m	6.6m (1)	8.8m (1)	1:52.17	27.57s	28.16s
4 SAILOR GIRL	3	4.3m	0.0m (0)	0.0m (0)	1:52.34	27.40s	28.94s
5 CONSTANTINA	4	4.8m	13.8m (0)	15.5m (0)	1:52.38	27.54s	27.90s
3 MAGIC MATTEO	5	5.5m	10.7m (1)	14.0m (1)	1:52.43	27.65s	28.06s
8 ULTIMATE BIRD	6	6.8m	2.5m (1)	2.5m (1)	1:52.53	27.41s	28.96s
2 MARATHON MAN	7	7.1m	9.4m (0)	11.8m (0)	1:52.55	27.58s	28.33s
7 SKITTLE BOMB	8	15.5m	15.1m (1)	18.6m (1)	1:53.18	27.67s	28.49s
1 HAY THERE JOE	9	44.3m	4.7m (0)	7.8m (0)	1:55.33	27.62s	31.39s
6 ALWAYS THUNDER	10	173.2m	101.3m (0)	114.9m (0)	2:04.94	28.50s	33.54s

Finish Position and metres gained from 800m



PJ Harness Analyser

Sectional Analysis Software – Not just a formguide!

www.facebook.com/PJHarnessRacing



RISE Digital, Harness Racing Australia nor the provider accepts any responsibility for the completeness or accuracy of any of the information contained herein, and makes no representations about its suitability for any particular purpose. Users should make their own judgements about those matters and/or seek independent advice. You assume all risks associated with use of data provided on this page

Menangle Race 6 Distance 1609m

Saturday, 2 December 2023










Gross Time: 1:51.50 MileRate: 1:51.50 LeadTime: 0.00s First Qtr: 26.90s Second Qtr: 28.60s Third Qtr: 27.90s Fourth Qtr: 28.10s

NoHorse	Plc	Mar	800 Posi	400 Posi	Time	3rd Qtr	4th Qtr
9 TALENT AGENT	1	0.0m	0.0m (0)	0.0m (0)	1:51.50	27.90s	28.10s

Finish Position and metres gained from 800m



0.0

3 SIR SIMON	2	18.2m	8.8m (1)	14.8m (2)	1:52.85	28.32s	28.42s	-9.4	
1 ROCKET BOY	3	23.0m	17.9m (0)	20.1m (0)	1:53.21	28.06s	28.41s	-5.1	
5 GIMME A REASON	4	23.9m	13.1m (1)	19.1m (2)	1:53.27	28.32s	28.54s	-10.8	
7 MURPHYS REWARD	5	24.7m	13.3m (0)	16.9m (1)	1:53.33	28.15s	28.76s	-10.3	
2 SHEFFIELD SPARKY	6	24.8m	22.2m (0)	25.5m (1)	1:53.34	28.13s	28.17s	-2.6	
10 MASTER CATCH	7	26.7m	4.5m (1)	9.4m (1)	1:53.48	28.25s	29.43s	-22.2	
6 ROCK OF DELIGHT	8	27.5m	18.0m (1)	24.5m (2)	1:53.54	28.36s	28.43s	-9.5	
4 KIA ORA BEAUTY	9	28.2m	4.3m (0)	7.8m (0)	1:53.59	28.14s	29.65s	-23.9	
8 SAINT CRUSADER	10	31.9m	8.7m (0)	12.1m (0)	1:53.87	28.14s	29.63s	-23.2	



PJ Harness Analyser

Sectional Analysis Software – Not just a formguide!

www.facebook.com/PJHarnessRacing



RISE Digital, Harness Racing Australia nor the provider accepts any responsibility for the completeness or accuracy of any of the information contained herein, and makes no representations about its suitability for any particular purpose. Users should make their own judgements about those matters and/or seek independent advice. You assume all risks associated with use of data provided on this page

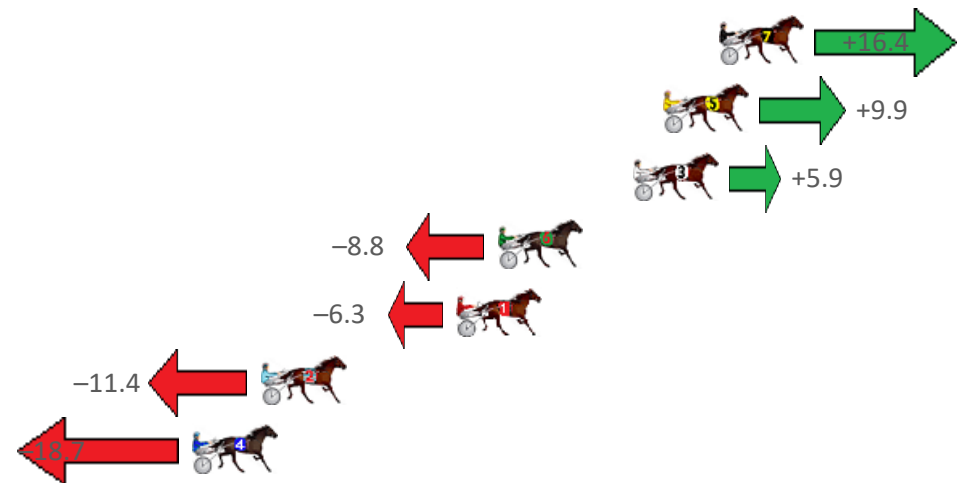
Menangle Race 7 Distance 1609m

Saturday, 2 December 2023

Gross Time: 1:52.30 MileRate: 1:52.30 LeadTime: 0.00s First Qtr: 27.00s Second Qtr: 28.80s Third Qtr: 27.60s Fourth Qtr: 28.90s

NoHorse	Plc	Mar	800 Posi	400 Posi	Time	3rd Qtr	4th Qtr
7 IM PRESI BELLE	1	0.0m	16.4m (1)	14.6m (2)	1:52.30	27.50s	27.87s
5 IDEAL IN DREAMS	2	2.2m	12.1m (1)	10.7m (2)	1:52.47	27.52s	28.32s
3 DRAGON TATTOO	3	3.4m	9.3m (0)	9.1m (0)	1:52.56	27.60s	28.52s
6 TANGOINGWITHSIER	4	8.8m	0.0m (0)	0.0m (0)	1:52.96	27.60s	29.56s
1 BOLOGNA	5	10.4m	4.1m (0)	4.0m (0)	1:53.08	27.60s	29.40s
2 BEAUTY PLAY	6	18.2m	6.8m (1)	7.0m (1)	1:53.66	27.63s	29.77s
4 THERESA LOVE	7	20.9m	2.2m (1)	1.9m (1)	1:53.86	27.59s	30.33s

Finish Position and metres gained from 800m







Harness Analyser

Sectional Analysis Software – Not just a formguide!

www.facebook.com/PJHarnessRacing



RISE Digital, Harness Racing Australia nor the provider accepts any responsibility for the completeness or accuracy of any of the information contained herein, and makes no representations about its suitability for any particular purpose. Users should make their own judgements about those matters and/or seek independent advice. You assume all risks associated with use of data provided on this page

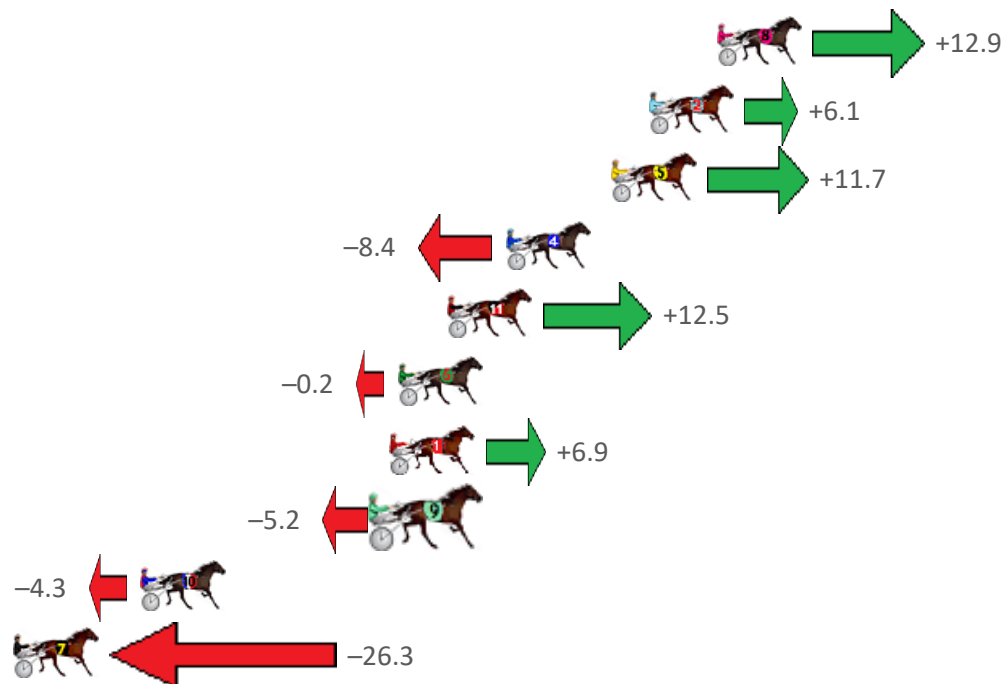
Menangle Race 8 Distance 1609m

Saturday, 2 December 2023

Gross Time: 1:53.60 MileRate: 1:53.60 LeadTime: 0.00s First Qtr: 27.80s Second Qtr: 28.50s Third Qtr: 28.30s Fourth Qtr: 29.00s

NoHorse	Plc	Mar	800 Posi	400 Posi	Time	3rd Qtr	4th Qtr
8 DANCE AND DELIVER	1	0.0m	12.9m (1)	5.0m (1)	1:53.60	27.75s	28.65s
2 CARLO GAMBINO	2	2.7m	8.8m (0)	17.1m (1)	1:53.84	28.89s	28.03s
5 RED REACTOR	3	4.2m	15.9m (0)	21.9m (3)	1:53.95	28.74s	27.79s
4 ALIBERTO	4	8.4m	0.0m (0)	0.0m (0)	1:54.26	28.30s	29.66s
11 OUR UNCLE JIM	5	10.7m	23.2m (1)	16.4m (2)	1:54.43	27.84s	28.66s
6 CELESTIAL GOSSIP	6	12.7m	12.5m (0)	21.2m (2)	1:54.59	28.93s	28.48s
1 JUNGLE BABY	7	13.0m	19.9m (0)	32.9m (0)	1:54.61	29.24s	27.67s
9 NEPTUNE	8	13.3m	8.1m (1)	1.0m (1)	1:54.63	27.81s	29.96s
10 CHUBBY CHECKER	9	22.9m	18.6m (1)	12.3m (1)	1:55.34	27.87s	29.87s
7 SUNSTAR	10	30.9m	4.6m (0)	12.1m (0)	1:55.94	28.84s	30.48s

Finish Position and metres gained from 800m



PJ Harness Analyser

Sectional Analysis Software - Not just a formguide!

www.facebook.com/PJHarnessRacing



RISE Digital, Harness Racing Australia nor the provider accepts any responsibility for the completeness or accuracy of any of the information contained herein, and makes no representations about its suitability for any particular purpose. Users should make their own judgements about those matters and/or seek independent advice. You assume all risks associated with use of data provided on this page

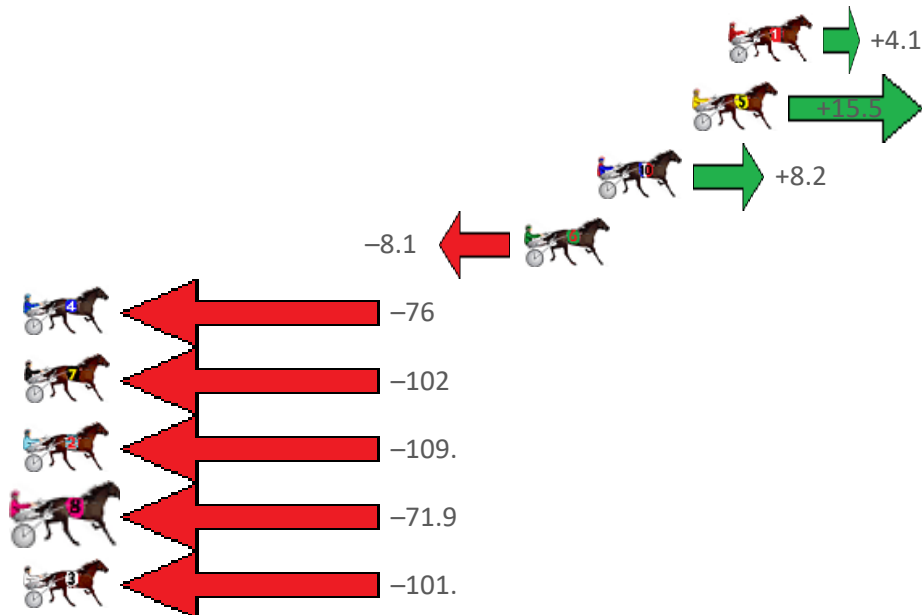
Menangle Race 9 Distance 2300m

Saturday, 2 December 2023

Gross Time: 2:50.20 MileRate: 1:59.10 LeadTime: 49.20s First Qtr: 30.80s Second Qtr: 30.20s Third Qtr: 29.60s Fourth Qtr: 30.40s

NoHorse	Plc	Mar	800 Posi	400 Posi	Time	3rd Qtr	4th Qtr
1 KING OF LOVE	1	0.0m	4.1m (0)	4.3m (0)	2:50.22	29.62s	30.10s
5 VALLEY STAR	2	1.4m	16.9m (0)	20.0m (1)	2:50.33	29.85s	29.04s
10 ONE MAJIC KENNY	3	5.2m	13.4m (1)	15.6m (0)	2:50.60	29.77s	29.64s
6 HAVE NO FEAR	4	8.1m	0.0m (0)	0.0m (0)	2:50.82	29.60s	31.02s
4 KYVALLEY FINN	5	88.1m	12.5m (0)	39.7m (0)	2:56.79	31.64s	34.03s
7 GUNNER	6	110.9m	9.4m (1)	29.5m (0)	2:58.49	31.11s	36.49s
2 BUSLIN BRODY	7	112.3m	3.1m (1)	25.9m (1)	2:58.60	31.31s	36.87s
8 SUNNY GEE	8	163.0m	91.1m (0)	107.8m (0)	3:02.37	30.94s	34.53s
3 SIMONE LINDENNY	9	233.5m	131.8m (0)	154.7m (0)	3:07.63	31.44s	36.29s

Finish Position and metres gained from 800m



PJ Harness Analyser

Sectional Analysis Software – Not just a formguide!

www.facebook.com/PJHarnessRacing



RISE Digital, Harness Racing Australia nor the provider accepts any responsibility for the completeness or accuracy of any of the information contained herein, and makes no representations about its suitability for any particular purpose. Users should make their own judgements about those matters and/or seek independent advice. You assume all risks associated with use of data provided on this page