

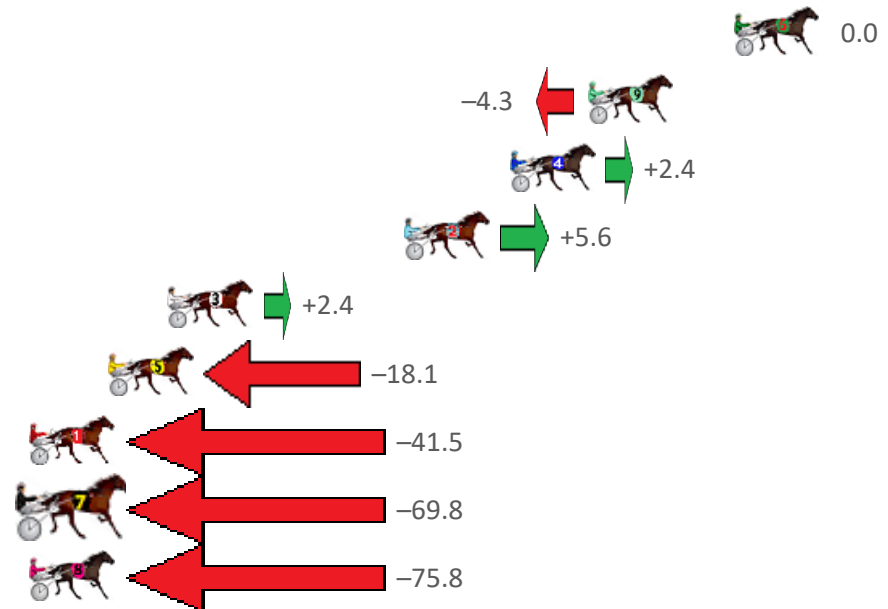
# Menangle Race 1 Distance 1609m

Tuesday, 5 December 2023

Gross Time: 1:56.30 MileRate: 1:56.30 LeadTime: 0.00s First Qtr: 28.10s Second Qtr: 29.90s Third Qtr: 28.40s Fourth Qtr: 29.90s

NoHorse	Plc	Mar	800 Posi	400 Posi	Time	3rd Qtr	4th Qtr
6 MAXIMUS MERIDIUS	1	0.0m	0.0m (0)	0.0m (0)	1:56.30	28.40s	29.90s
9 YUKOND ME	2	5.8m	1.5m (1)	2.1m (1)	1:56.75	28.45s	30.20s
4 MALIBUU	3	8.9m	11.3m (0)	12.9m (1)	1:57.00	28.53s	29.66s
2 KENNYWOULD	4	13.1m	18.7m (0)	18.4m (1)	1:57.33	28.41s	29.59s
3 MAJESTIC MONARCH	5	22.5m	24.9m (0)	25.0m (1)	1:58.06	28.45s	29.85s
5 RACING EYES	6	24.9m	6.8m (0)	16.6m (0)	1:58.25	29.12s	30.65s
1 TARENDAISE	7	95.9m	54.4m (0)	62.7m (0)	2:03.81	29.10s	32.87s
7 MYTHICAL RAINBOW	8	161.0m	91.2m (0)	106.8m (0)	2:08.91	29.70s	34.77s
8 PHOENIX RED	9	175.5m	99.7m (0)	116.5m (0)	2:10.05	29.80s	35.21s

Finish Position and metres gained from 800m



**PJ Harness Analyser**  
Sectional Analysis Software – Not just a formguide!

[www.facebook.com/PJHarnessRacing](https://www.facebook.com/PJHarnessRacing)



RISE Digital, Harness Racing Australia nor the provider accepts any responsibility for the completeness or accuracy of any of the information contained herein, and makes no representations about its suitability for any particular purpose. Users should make their own judgements about those matters and/or seek independent advice. You assume all risks associated with use of data provided on this page

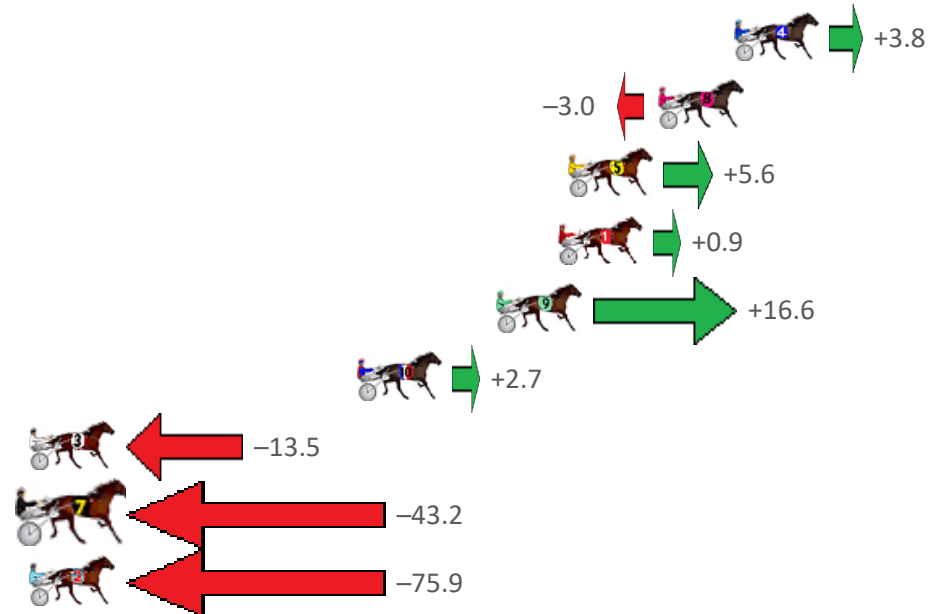
# Menangle Race 2 Distance 2300m

Tuesday, 5 December 2023

Gross Time: 2:51.10 MileRate: 1:59.70 LeadTime: 0.00s First Qtr: 28.10s Second Qtr: 30.80s Third Qtr: 29.70s Fourth Qtr: 29.30s

NoHorse	Plc	Mar	800 Posi	400 Posi	Time	3rd Qtr	4th Qtr
4 KYLIES LIFE	1	0.0m	3.8m (0)	4.1m (0)	2:51.10	29.72s	29.00s
8 MOCCA FRANCY	2	3.0m	0.0m (0)	0.0m (0)	2:51.33	29.70s	29.53s
5 MYSTERY LOVE	3	6.6m	12.2m (0)	13.1m (0)	2:51.61	29.76s	28.85s
1 THE NIGHT KING	4	7.0m	7.9m (0)	8.2m (0)	2:51.64	29.72s	29.24s
9 ELLOWEN	5	9.4m	26.0m (0)	16.0m (1)	2:51.82	28.95s	28.85s
10 TOUGHER	6	15.0m	17.7m (1)	4.0m (1)	2:52.25	28.69s	30.16s
3 SALLY EM	7	30.3m	16.8m (0)	19.1m (0)	2:53.43	29.86s	30.23s
7 LIZZIES SON	8	64.6m	21.4m (0)	11.1m (1)	2:56.06	28.93s	33.45s
2 LOVE WHO	9	100.7m	24.8m (1)	67.3m (1)	2:58.84	32.81s	32.10s

## Finish Position and metres gained from 800m







# PJ Harness Analyser

Sectional Analysis Software – Not just a formguide!

[www.facebook.com/PJHarnessRacing](http://www.facebook.com/PJHarnessRacing)



RISE Digital, Harness Racing Australia nor the provider accepts any responsibility for the completeness or accuracy of any of the information contained herein, and makes no representations about its suitability for any particular purpose. Users should make their own judgements about those matters and/or seek independent advice. You assume all risks associated with use of data provided on this page

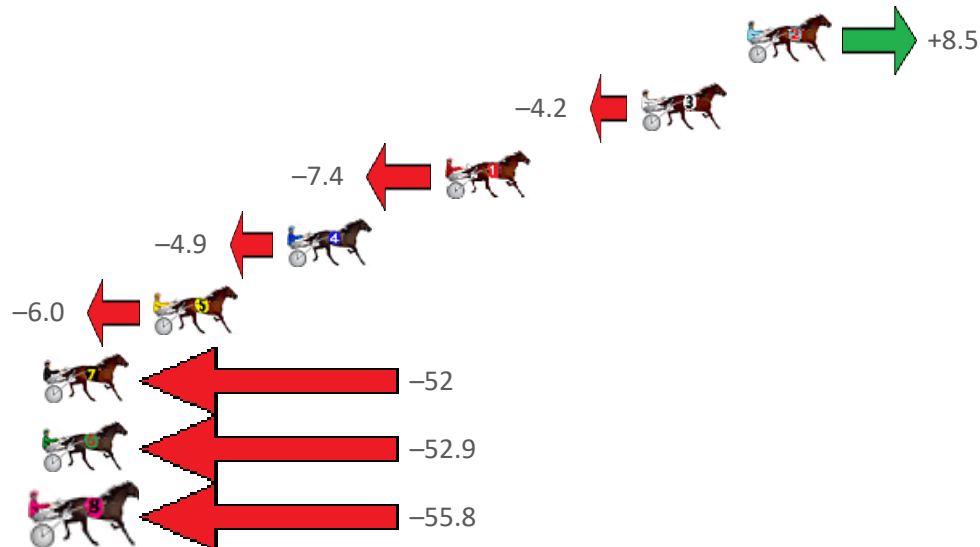
# Menangle Race 3 Distance 2300m

Tuesday, 5 December 2023

Gross Time: 2:47.50 MileRate: 1:57.20 LeadTime: 49.20s First Qtr: 30.60s Second Qtr: 29.30s Third Qtr: 28.30s Fourth Qtr: 30.10s

NoHorse	Plc	Mar	800 Posi	400 Posi	Time	3rd Qtr	4th Qtr
2 MONARCH STRIDE	1	0.0m	8.5m (0)	8.5m (1)	2:47.50	28.31s	29.49s
3 FLASH KYVALLEY	2	4.2m	0.0m (0)	0.0m (0)	2:47.83	28.30s	30.43s
1 TIGER TEE	3	12.0m	4.6m (0)	5.0m (0)	2:48.45	28.34s	30.69s
4 CHIEF RUNNINGCLO	4	18.3m	13.4m (0)	12.3m (1)	2:48.94	28.25s	30.65s
5 MELPARK MAGIC	5	23.6m	17.6m (0)	18.2m (0)	2:49.36	28.38s	30.64s
7 ITZFERGIETIME	6	73.8m	22.5m (0)	16.2m (1)	2:53.32	27.89s	34.74s
6 DOWN UNDER EARL	7	122.3m	69.4m (0)	80.2m (0)	2:57.14	29.24s	33.92s
8 RED HARBOUR	8	129.4m	73.6m (0)	85.7m (0)	2:57.70	29.34s	34.08s

Finish Position and metres gained from 800m



**PJ Harness Analyser**  
Sectional Analysis Software – Not just a formguide!

[www.facebook.com/PJHarnessRacing](https://www.facebook.com/PJHarnessRacing)



RISE Digital, Harness Racing Australia nor the provider accepts any responsibility for the completeness or accuracy of any of the information contained herein, and makes no representations about its suitability for any particular purpose. Users should make their own judgements about those matters and/or seek independent advice. You assume all risks associated with use of data provided on this page

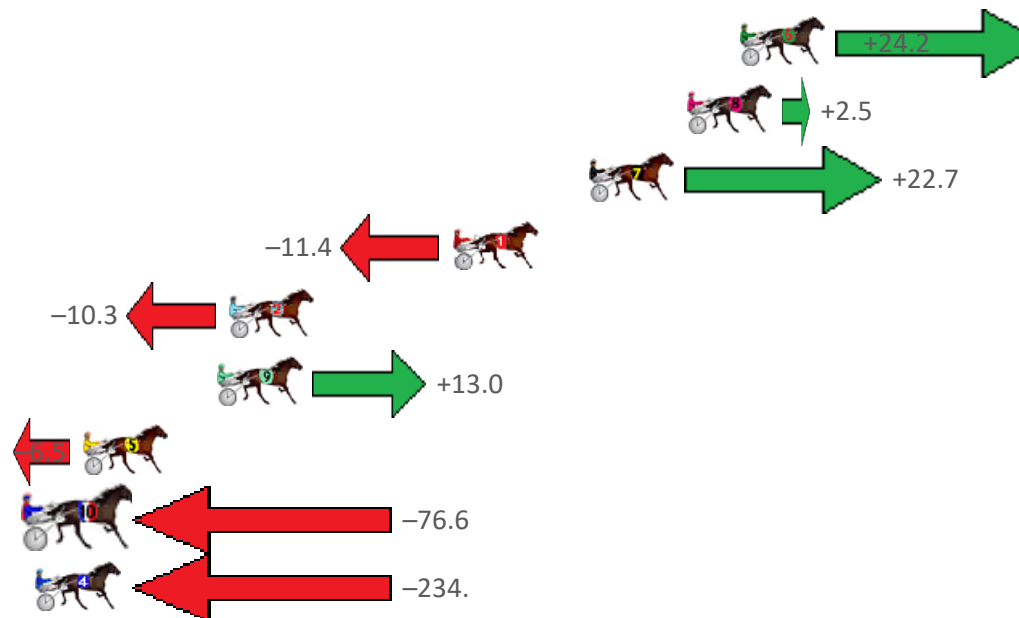
# Menangle Race 4 Distance 1609m

Tuesday, 5 December 2023

Gross Time: 1:52.60 MileRate: 1:52.60 LeadTime: 0.00s First Qtr: 26.90s Second Qtr: 28.80s Third Qtr: 28.30s Fourth Qtr: 28.60s

NoHorse	Plc	Mar	800 Posi	400 Posi	Time	3rd Qtr	4th Qtr
6 KNIGHT WALKER	1	0.0m	24.2m (0)	10.8m (1)	1:52.60	27.36s	27.84s
8 MONTEREI DUKE	2	2.1m	4.6m (0)	0.0m (1)	1:52.76	27.98s	28.76s
7 BENTLY BULLET	3	6.0m	28.7m (0)	17.0m (1)	1:53.05	27.48s	27.85s
1 THREE LINED	4	11.4m	0.0m (0)	0.4m (0)	1:53.46	28.33s	29.43s
2 EXPLOSIVE BRONSKI	5	20.3m	10.0m (0)	5.7m (1)	1:54.12	28.00s	29.72s
9 BETTOR SENSATION	6	20.8m	33.8m (0)	23.8m (1)	1:54.16	27.60s	28.48s
5 FIFTYSHADES CRESC	7	26.1m	19.6m (0)	25.3m (0)	1:54.56	28.71s	28.77s
10 ULTIMATE AD	8	175.5m	98.9m (0)	115.5m (0)	2:05.78	29.51s	33.61s
4 OPERATIVE ANNA	9	248.4m	13.9m (0)	33.4m (1)	2:11.25	29.68s	44.89s

Finish Position and metres gained from 800m





## PJ Harness Analyser

Sectional Analysis Software – Not just a formguide!

[www.facebook.com/PJHarnessRacing](http://www.facebook.com/PJHarnessRacing)



RISE Digital, Harness Racing Australia nor the provider accepts any responsibility for the completeness or accuracy of any of the information contained herein, and makes no representations about its suitability for any particular purpose. Users should make their own judgements about those matters and/or seek independent advice. You assume all risks associated with use of data provided on this page

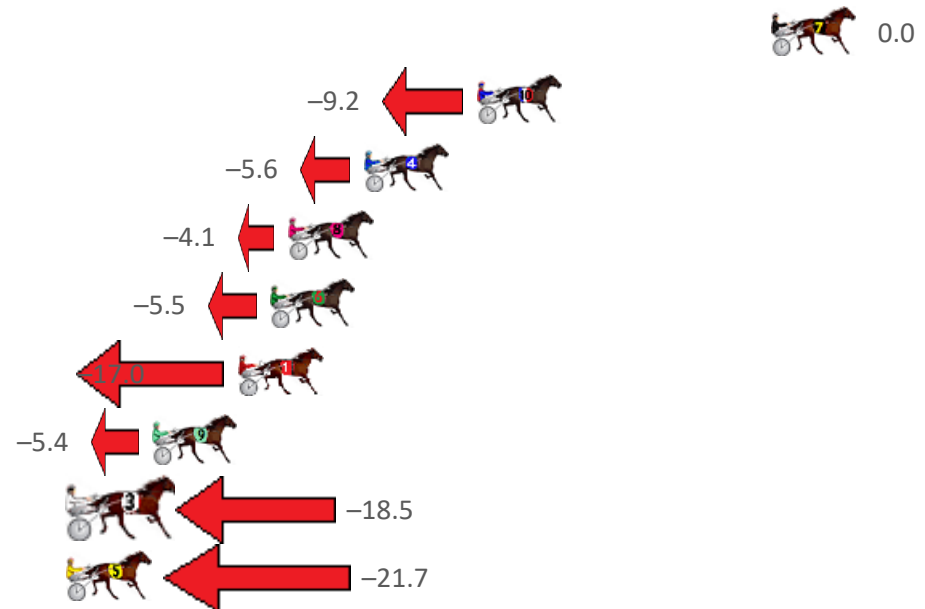
# Menangle Race 5 Distance 1609m

Tuesday, 5 December 2023

Gross Time: 1:52.10 MileRate: 1:52.10 LeadTime: 0.00s First Qtr: 27.40s Second Qtr: 29.80s Third Qtr: 26.90s Fourth Qtr: 28.00s

NoHorse	Plc	Mar	800 Posi	400 Posi	Time	3rd Qtr	4th Qtr
7 CASH AND BLING	1	0.0m	0.0m (0)	0.0m (0)	1:52.10	26.90s	28.00s
10 AGIFTFROMTHEANG	2	11.7m	2.5m (1)	13.1m (1)	1:52.96	27.63s	27.97s
4 SCANDALIZING	3	16.2m	10.6m (1)	17.1m (2)	1:53.29	27.36s	28.02s
8 THE MOUNTAIN	4	19.2m	15.1m (1)	23.1m (1)	1:53.51	27.47s	27.84s
6 CONSIDER IT DONE	5	19.9m	14.4m (0)	19.9m (0)	1:53.56	27.30s	28.10s
1 ABRIDGED	6	21.2m	4.2m (0)	7.6m (0)	1:53.66	27.14s	29.04s
9 WILLS WAY	7	24.6m	19.2m (0)	25.2m (0)	1:53.91	27.34s	28.09s
3 DOUBLE LINES	8	27.5m	9.0m (0)	12.9m (0)	1:54.12	27.18s	29.14s
5 OUR ULTIMATE IVY	9	28.4m	6.7m (1)	13.3m (2)	1:54.19	27.36s	29.18s

Finish Position and metres gained from 800m







## Harness Analyser

Sectional Analysis Software – Not just a formguide!

[www.facebook.com/PJHarnessRacing](https://www.facebook.com/PJHarnessRacing)



RISE Digital, Harness Racing Australia nor the provider accepts any responsibility for the completeness or accuracy of any of the information contained herein, and makes no representations about its suitability for any particular purpose. Users should make their own judgements about those matters and/or seek independent advice. You assume all risks associated with use of data provided on this page

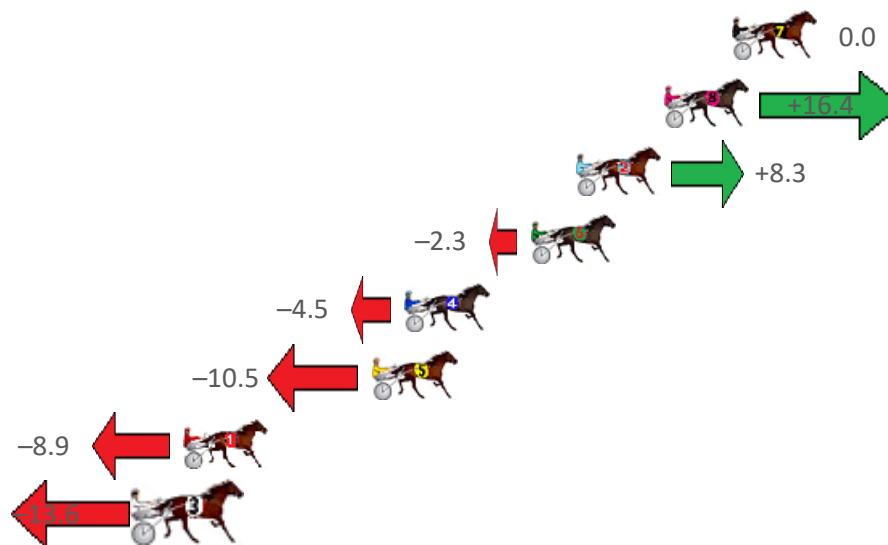
# Menangle Race 6 Distance 1609m

Tuesday, 5 December 2023

Gross Time: 1:50.50 MileRate: 1:50.50 LeadTime: 0.00s First Qtr: 26.00s Second Qtr: 28.40s Third Qtr: 27.50s Fourth Qtr: 28.60s

NoHorse	Plc	Mar	800 Posi	400 Posi	Time	3rd Qtr	4th Qtr
7 BLAZING SHANNON	1	0.0m	0.0m (0)	0.0m (0)	1:50.50	27.50s	28.60s
8 FOXY DADA	2	2.7m	19.1m (1)	19.9m (2)	1:50.70	27.58s	27.41s
2 LOORRIM CREEK	3	6.2m	14.5m (1)	15.9m (2)	1:50.97	27.62s	27.96s
6 EMMAS BOY	4	8.0m	5.7m (1)	3.1m (1)	1:51.10	27.33s	28.99s
4 FIRE AND SWORD	5	13.0m	8.5m (0)	7.7m (1)	1:51.48	27.45s	29.04s
5 BERTIE JONES	6	14.3m	3.8m (0)	3.7m (0)	1:51.57	27.50s	29.41s
1 BETTORS HOPE	7	21.8m	12.9m (0)	14.4m (0)	1:52.14	27.62s	29.24s
3 MAJOR OBAHMA	8	23.4m	9.8m (1)	12.8m (1)	1:52.26	27.73s	29.46s

Finish Position and metres gained from 800m



## PJ Harness Analyser

Sectional Analysis Software – Not just a formguide!

[www.facebook.com/PJHarnessRacing](https://www.facebook.com/PJHarnessRacing)



RISE Digital, Harness Racing Australia nor the provider accepts any responsibility for the completeness or accuracy of any of the information contained herein, and makes no representations about its suitability for any particular purpose. Users should make their own judgements about those matters and/or seek independent advice. You assume all risks associated with use of data provided on this page

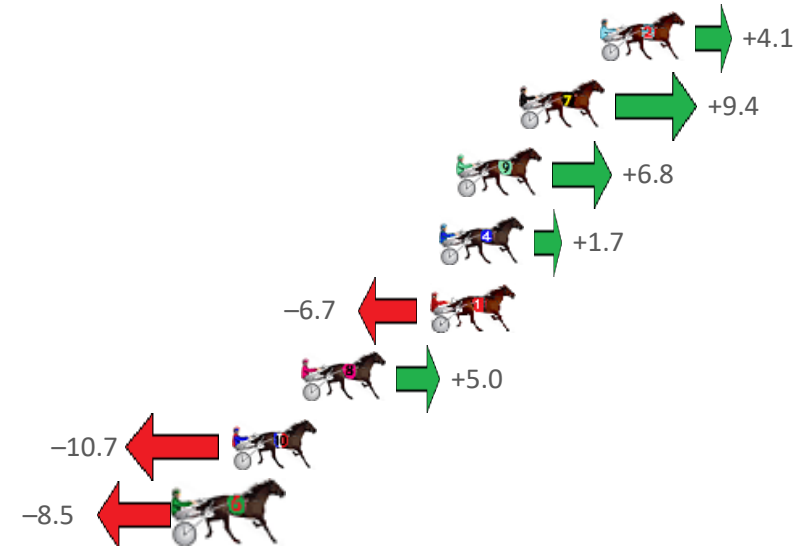
# Menangle Race 7 Distance 1609m

Tuesday, 5 December 2023

Gross Time: 1:52.30 MileRate: 1:52.30 LeadTime: 0.00s First Qtr: 26.90s Second Qtr: 29.40s Third Qtr: 27.70s Fourth Qtr: 28.30s

NoHorse	Plc	Mar	800 Posi	400 Posi	Time	3rd Qtr	4th Qtr
2 GRACIE TALTOA	1	0.0m	4.1m (0)	4.3m (0)	1:52.30	27.72s	28.00s
7 CRACKABRIE	2	3.2m	12.6m (1)	11.3m (2)	1:52.54	27.62s	27.75s
9 MINI MINE YET	3	5.7m	12.5m (0)	12.1m (0)	1:52.72	27.68s	27.88s
4 SKYE MARY MAC	4	6.4m	8.1m (0)	8.3m (1)	1:52.78	27.71s	28.20s
1 MY CRACKLING ROSI	5	6.7m	0.0m (0)	0.0m (0)	1:52.80	27.70s	28.80s
8 TAKE IT DOWN	6	11.9m	16.9m (0)	16.1m (0)	1:53.18	27.66s	28.06s
10 NELLY BIGTIME	7	14.6m	3.9m (1)	2.5m (1)	1:53.39	27.61s	29.21s
6 HELLOFALASS	8	16.5m	8.0m (1)	12.3m (1)	1:53.53	28.01s	28.67s

## Finish Position and metres gained from 800m







# Harness Analyser

Sectional Analysis Software – Not just a formguide!

[www.facebook.com/PJHarnessRacing](http://www.facebook.com/PJHarnessRacing)



RISE Digital, Harness Racing Australia nor the provider accepts any responsibility for the completeness or accuracy of any of the information contained herein, and makes no representations about its suitability for any particular purpose. Users should make their own judgements about those matters and/or seek independent advice. You assume all risks associated with use of data provided on this page



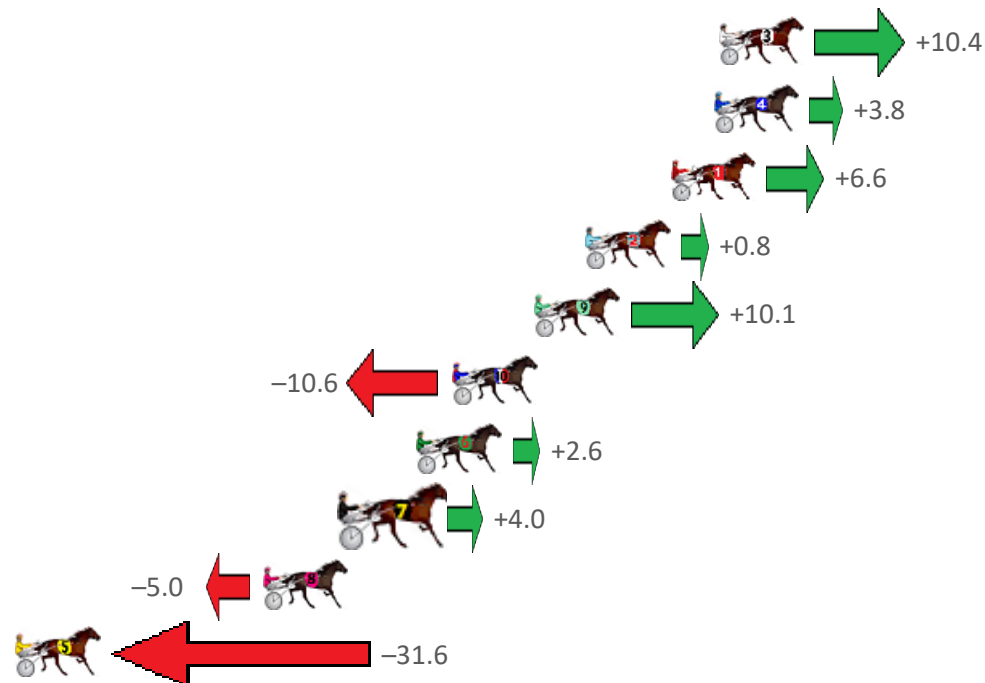
# Menangle Race 8 Distance 1609m

Tuesday, 5 December 2023

Gross Time: 1:51.10 MileRate: 1:51.10 LeadTime: 0.00s First Qtr: 26.60s Second Qtr: 28.90s Third Qtr: 28.30s Fourth Qtr: 27.30s

NoHorse	Plc	Mar	800 Posi	400 Posi	Time	3rd Qtr	4th Qtr
3 RAGING SEA	1	0.0m	10.4m (1)	12.0m (2)	1:51.10	28.40s	26.47s
4 SOME CHEVRON	2	0.2m	4.0m (0)	4.1m (0)	1:51.11	28.30s	27.03s
1 VINKE B	3	1.9m	8.5m (0)	7.8m (0)	1:51.24	28.24s	26.90s
2 PARALLEL	4	5.3m	6.1m (1)	7.9m (2)	1:51.48	28.42s	27.13s
9 KATCHAR SHOOBEE	5	7.3m	17.4m (0)	17.6m (1)	1:51.62	28.29s	26.61s
10 PRINCE OF PEACE	6	10.6m	0.0m (0)	0.0m (0)	1:51.86	28.30s	28.06s
6 MITSU GAYNOR	7	12.0m	14.6m (1)	16.0m (2)	1:51.96	28.38s	27.05s
7 TIMELY SOVEREIGN	8	14.6m	18.6m (1)	20.7m (2)	1:52.15	28.42s	26.92s
8 CORAL STRIDE	9	18.1m	13.1m (0)	12.5m (0)	1:52.40	28.24s	27.74s
5 MONTEFIORE	10	33.7m	2.1m (1)	3.7m (1)	1:53.52	28.41s	29.47s

## Finish Position and metres gained from 800m



# PJ Harness Analyser

Sectional Analysis Software – Not just a formguide!

[www.facebook.com/PJHarnessRacing](http://www.facebook.com/PJHarnessRacing)



RISE Digital, Harness Racing Australia nor the provider accepts any responsibility for the completeness or accuracy of any of the information contained herein, and makes no representations about its suitability for any particular purpose. Users should make their own judgements about those matters and/or seek independent advice. You assume all risks associated with use of data provided on this page