


Young Race 1 Distance 1720m

Tuesday, 5 December 2023

Gross Time: 2:06.40 MileRate: 1:58.30 LeadTime: 7.10s First Qtr: 28.60s Second Qtr: 30.80s Third Qtr: 30.20s Fourth Qtr: 29.70s

NoHorse	Plc	Mar	800 Posi	400 Posi	Time	3rd Qtr	4th Qtr
2 JACKS LAST HOO RA	1	0.0m	0.0m (0)	0.0m (0)	2:06.40	30.20s	29.70s
8 THATS THE ATTITUD	2	12.5m	13.0m (1)	3.0m (2)	2:07.37	29.46s	30.40s
4 PARK RUN	3	19.7m	21.4m (1)	13.6m (1)	2:07.93	29.62s	30.15s
9 SIX TIMES A LADY	4	20.9m	17.6m (1)	9.2m (2)	2:08.03	29.58s	30.56s
3 FAMILY TREE	5	24.3m	8.6m (1)	9.4m (1)	2:08.29	30.27s	30.80s
7 LA BOMBA	6	29.7m	9.0m (0)	10.2m (0)	2:08.71	30.30s	31.14s
5 KAMENDABLE FEELI	7	34.5m	2.4m (1)	5.6m (1)	2:09.09	30.46s	31.83s
6 EYES FOR DOLLARS	8	35.7m	25.0m (0)	14.4m (0)	2:09.18	29.42s	31.27s
1 FOREVER BETTOR	9	41.4m	4.8m (0)	6.0m (0)	2:09.62	30.31s	32.31s

Finish Position and metres gained from 800m







Harness Analyser

Sectional Analysis Software – Not just a formguide!

www.facebook.com/PJHarnessRacing



RISE Digital, Harness Racing Australia nor the provider accepts any responsibility for the completeness or accuracy of any of the information contained herein, and makes no representations about its suitability for any particular purpose. Users should make their own judgements about those matters and/or seek independent advice. You assume all risks associated with use of data provided on this page

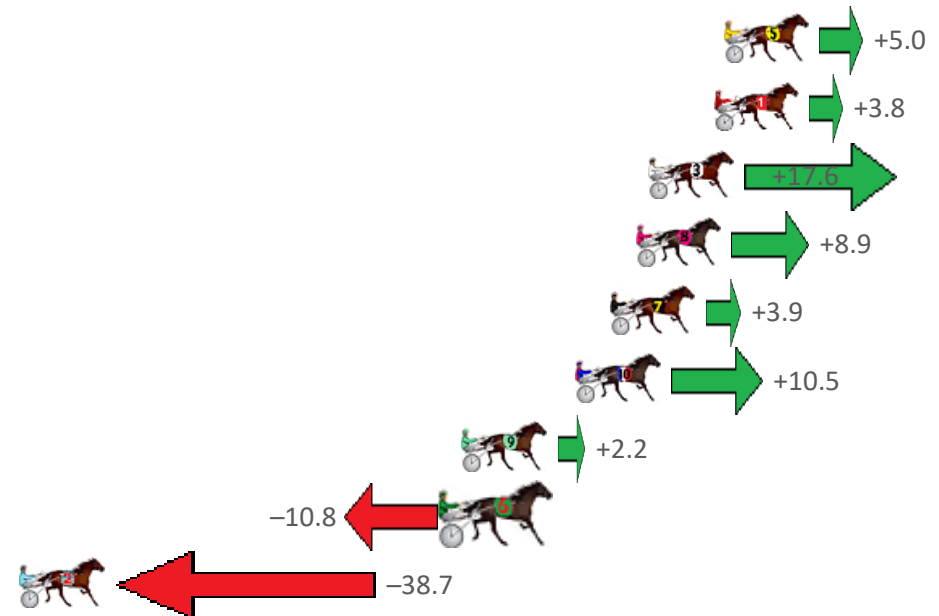
Young Race 2 Distance 1720m

Tuesday, 5 December 2023

Gross Time: 2:04.30 MileRate: 1:56.30 LeadTime: 7.50s First Qtr: 26.90s Second Qtr: 30.40s Third Qtr: 29.20s Fourth Qtr: 30.30s

NoHorse	Plc	Mar	800 Posi	400 Posi	Time	3rd Qtr	4th Qtr
5 JEKAMIAS	1	0.0m	5.0m (1)	1.4m (1)	2:04.30	28.94s	30.19s
1 ARENA QUEEN	2	0.4m	4.2m (0)	4.0m (0)	2:04.33	29.19s	30.03s
3 EBONY ROCKS	3	3.0m	20.6m (1)	11.4m (2)	2:04.54	28.53s	29.67s
8 CHANGE OF MIND	4	3.5m	12.4m (2)	6.2m (2)	2:04.58	28.75s	30.10s
7 POCKET BOOK	5	4.5m	8.4m (0)	5.8m (1)	2:04.66	29.01s	30.20s
10 TULHURST DANCER	6	5.9m	16.4m (0)	13.2m (0)	2:04.77	28.97s	29.75s
9 OH ONE JOB	7	10.4m	12.6m (0)	8.6m (0)	2:05.13	28.90s	30.44s
6 GOLDEN ZARA	8	10.8m	0.0m (0)	0.0m (0)	2:05.16	29.19s	31.11s
2 ELECTRA GIRL	9	49.1m	10.4m (1)	12.4m (1)	2:08.19	29.30s	33.06s

Finish Position and metres gained from 800m







Harness Analyser

Sectional Analysis Software – Not just a formguide!

www.facebook.com/PJHarnessRacing



RISE Digital, Harness Racing Australia nor the provider accepts any responsibility for the completeness or accuracy of any of the information contained herein, and makes no representations about its suitability for any particular purpose. Users should make their own judgements about those matters and/or seek independent advice. You assume all risks associated with use of data provided on this page

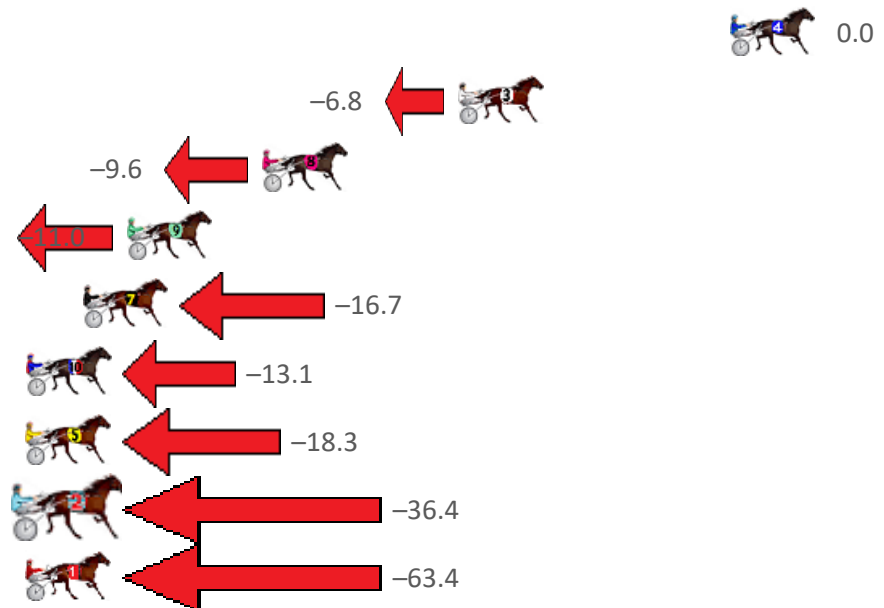
Young Race 3 Distance 2100m

Tuesday, 5 December 2023

Gross Time: 2:38.00 MileRate: 2:01.10 LeadTime: 37.60s First Qtr: 31.60s Second Qtr: 31.60s Third Qtr: 29.00s Fourth Qtr: 28.20s

NoHorse	Plc	Mar	800 Posi	400 Posi	Time	3rd Qtr	4th Qtr
4 BARRY LIMBO	1	0.0m	0.0m (0)	0.0m (0)	2:38.00	29.00s	28.20s
3 GEOFFREY BEE	2	10.8m	4.0m (0)	4.8m (0)	2:38.80	29.06s	28.62s
8 REPETITIVE	3	18.6m	9.0m (1)	6.0m (1)	2:39.38	28.80s	29.08s
9 GOODOLBOYSANDB	4	24.0m	13.0m (1)	11.4m (2)	2:39.78	28.90s	29.08s
7 MARVELLOUS MAC	5	25.7m	9.0m (0)	12.0m (0)	2:39.90	29.23s	29.16s
10 FAYS DELIGHT	6	30.7m	17.6m (1)	22.8m (0)	2:40.28	29.38s	28.75s
5 TORQUE NO FEAR	7	32.5m	14.2m (0)	14.4m (1)	2:40.41	29.03s	29.47s
2 MY FRIEND MOLLY	8	41.2m	4.8m (1)	9.8m (1)	2:41.05	29.39s	30.40s
1 SPAG BOLL	9	81.8m	18.4m (0)	32.0m (0)	2:44.06	30.02s	31.69s

Finish Position and metres gained from 800m



PJ Harness Analyser
Sectional Analysis Software – Not just a formguide!

www.facebook.com/PJHarnessRacing



RISE Digital, Harness Racing Australia nor the provider accepts any responsibility for the completeness or accuracy of any of the information contained herein, and makes no representations about its suitability for any particular purpose. Users should make their own judgements about those matters and/or seek independent advice. You assume all risks associated with use of data provided on this page

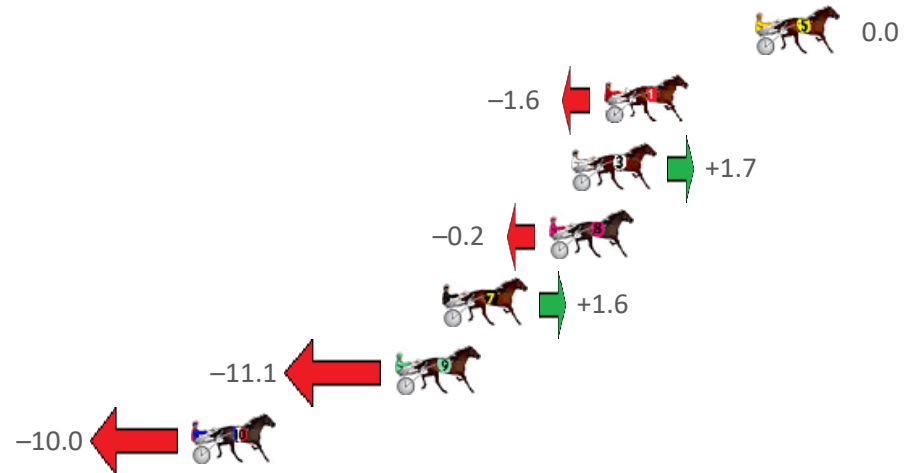
Young Race 4 Distance 1720m

Tuesday, 5 December 2023

Gross Time: 2:05.50 MileRate: 1:57.40 LeadTime: 6.60s First Qtr: 28.80s Second Qtr: 31.60s Third Qtr: 29.30s Fourth Qtr: 29.20s

NoHorse	Plc	Mar	800 Posi	400 Posi	Time	3rd Qtr	4th Qtr
5 GABBYS SPORTSTAR	1	0.0m	0.0m (0)	0.0m (0)	2:05.50	29.30s	29.20s
1 WAR CLUB	2	6.0m	4.4m (0)	4.6m (0)	2:05.96	29.31s	29.30s
3 ESTHER RISING	3	7.3m	9.0m (0)	10.2m (0)	2:06.06	29.39s	28.99s
8 FULL OF WISDOM	4	8.2m	8.0m (1)	7.2m (1)	2:06.13	29.24s	29.27s
7 PREACHERS DAUGHT	5	12.4m	14.0m (0)	14.8m (0)	2:06.45	29.36s	29.03s
9 UNREAL FEELING	6	14.3m	3.2m (1)	2.2m (1)	2:06.60	29.23s	30.08s
10 OURNORTHERNMET	7	22.4m	12.4m (1)	14.4m (1)	2:07.22	29.45s	29.78s

Finish Position and metres gained from 800m







Harness Analyser

Sectional Analysis Software – Not just a formguide!

www.facebook.com/PJHarnessRacing



RISE Digital, Harness Racing Australia nor the provider accepts any responsibility for the completeness or accuracy of any of the information contained herein, and makes no representations about its suitability for any particular purpose. Users should make their own judgements about those matters and/or seek independent advice. You assume all risks associated with use of data provided on this page

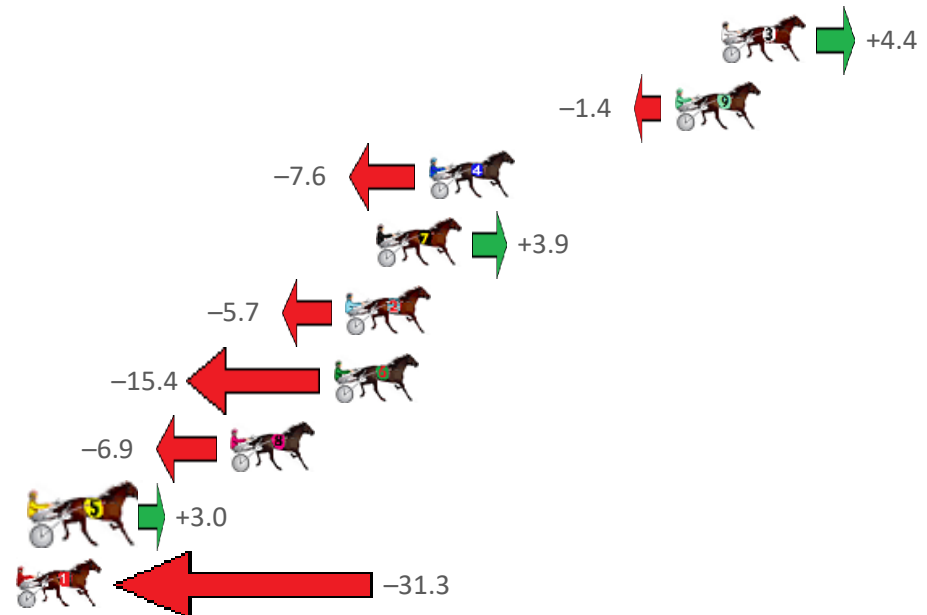
Young Race 5 Distance 1720m

Tuesday, 5 December 2023

Gross Time: 2:05.30 MileRate: 1:57.20 LeadTime: 6.50s First Qtr: 28.50s Second Qtr: 30.50s Third Qtr: 29.60s Fourth Qtr: 30.20s

NoHorse	Plc	Mar	800 Posi	400 Posi	Time	3rd Qtr	4th Qtr
3 TEDDY FEELS GOOD	1	0.0m	4.4m (1)	3.2m (2)	2:05.30	29.51s	29.96s
9 MIGHTY ATOM	2	1.8m	0.4m (1)	1.4m (1)	2:05.44	29.67s	30.23s
4 ULAANBAATAR	3	11.6m	4.0m (0)	6.2m (0)	2:06.22	29.76s	30.61s
7 BLUE SUEDE ROCKA	4	13.7m	17.6m (1)	15.6m (1)	2:06.38	29.45s	30.06s
2 JIMMYJOE	5	14.9m	9.2m (1)	11.4m (2)	2:06.48	29.76s	30.46s
6 RUSTY MCCOOL	6	15.4m	0.0m (0)	0.0m (0)	2:06.52	29.59s	31.36s
8 SOME CHANGE	7	19.5m	12.6m (0)	12.8m (0)	2:06.84	29.61s	30.70s
5 WALLY BLASTER	8	27.0m	30.0m (0)	24.0m (0)	2:07.44	29.15s	30.43s
1 HURRIKANE DUDE	9	71.3m	40.0m (0)	55.0m (0)	2:10.94	30.70s	31.42s

Finish Position and metres gained from 800m



PJ Harness Analyser
Sectional Analysis Software - Not just a formguide!

www.facebook.com/PJHarnessRacing



RISE Digital, Harness Racing Australia nor the provider accepts any responsibility for the completeness or accuracy of any of the information contained herein, and makes no representations about its suitability for any particular purpose. Users should make their own judgements about those matters and/or seek independent advice. You assume all risks associated with use of data provided on this page

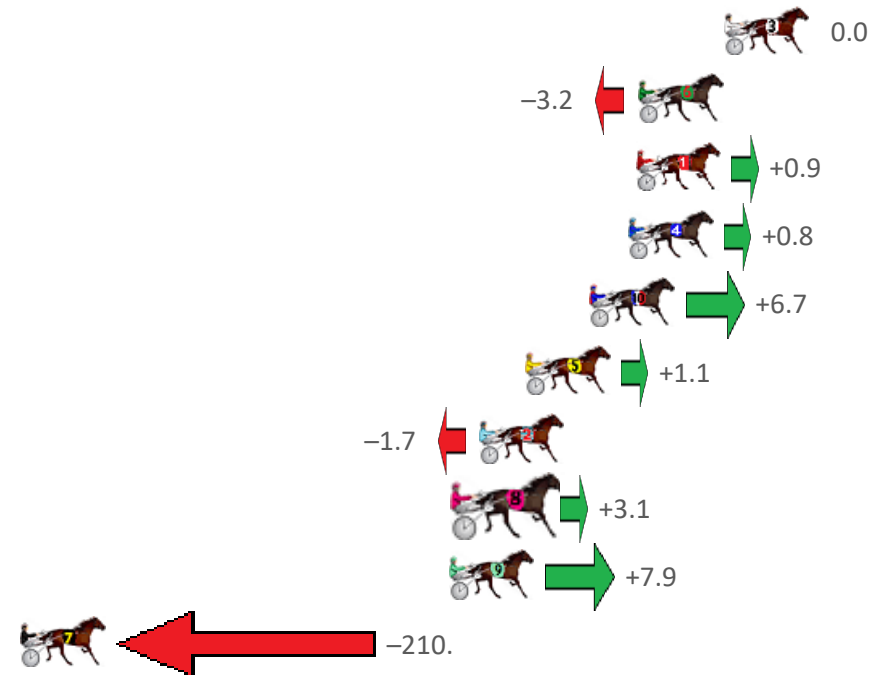
Young Race 6 Distance 1720m

Tuesday, 5 December 2023

Gross Time: 2:08.40 MileRate: 2:00.20 LeadTime: 6.20s First Qtr: 30.40s Second Qtr: 32.00s Third Qtr: 30.00s Fourth Qtr: 29.80s

NoHorse	Plc	Mar	800 Posi	400 Posi	Time	3rd Qtr	4th Qtr
3 ROSE OF JULIANA	1	0.0m	0.0m (0)	0.4m (0)	2:08.40	30.03s	29.77s
6 HIPSTER DUFUSS	2	3.4m	0.2m (1)	0.0m (1)	2:08.67	29.99s	30.05s
1 EARSTAGRIN	3	3.5m	4.4m (1)	4.6m (1)	2:08.67	30.01s	29.72s
4 KEMPLEY PRINCESS	4	3.8m	4.6m (0)	4.4m (0)	2:08.70	29.98s	29.76s
10 DIXIEDOLITTLE	5	5.3m	12.0m (0)	14.2m (0)	2:08.81	30.16s	29.14s
5 GIRL JUST FLY	6	7.9m	9.0m (1)	10.2m (1)	2:09.02	30.09s	29.63s
2 MCARDLE MAGIC	7	9.7m	8.0m (0)	8.6m (0)	2:09.16	30.04s	29.88s
8 NAPOLI NIGHTS	8	10.3m	13.4m (1)	12.4m (2)	2:09.20	29.93s	29.64s
9 CALA GRECA	9	10.9m	18.8m (1)	17.0m (2)	2:09.25	29.86s	29.35s
7 MISSDEHEIR	10	710.5m	500.0m (0)	600.0m (0)	3:03.88	37.46s	37.99s

Finish Position and metres gained from 800m







PJ Harness Analyser

Sectional Analysis Software – Not just a formguide!

www.facebook.com/PJHarnessRacing



RISE Digital, Harness Racing Australia nor the provider accepts any responsibility for the completeness or accuracy of any of the information contained herein, and makes no representations about its suitability for any particular purpose. Users should make their own judgements about those matters and/or seek independent advice. You assume all risks associated with use of data provided on this page

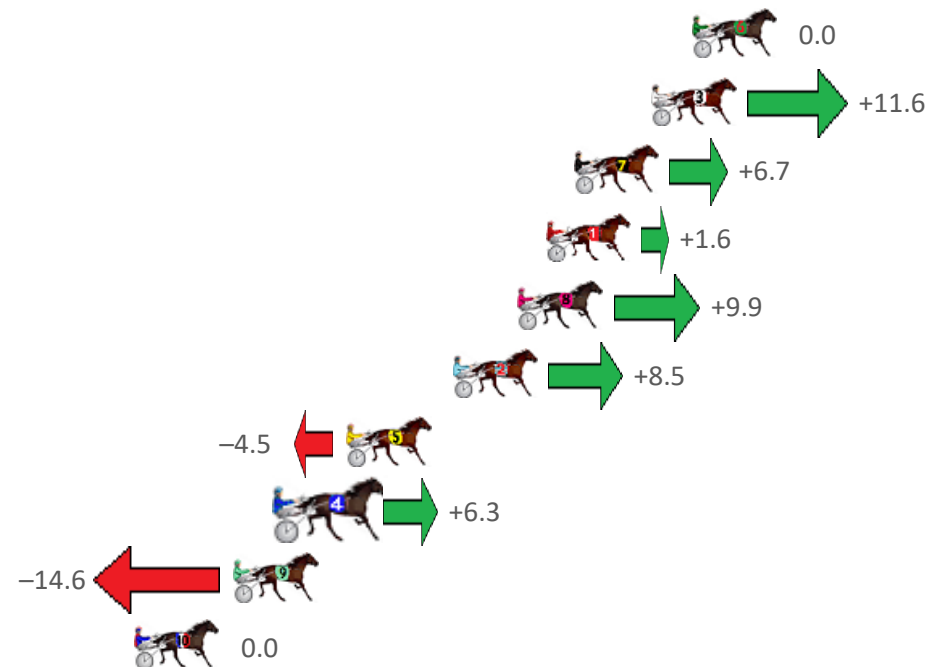
Young Race 7 Distance 1720m

Tuesday, 5 December 2023

Gross Time: 2:08.30 MileRate: 2:00.10 LeadTime: 6.40s First Qtr: 29.40s Second Qtr: 32.70s Third Qtr: 29.90s Fourth Qtr: 29.90s

NoHorse	Plc	Mar	800 Posi	400 Posi	Time	3rd Qtr	4th Qtr
6 BETTORBEWRIGHT	1	0.0m	0.0m (0)	0.0m (0)	2:08.30	29.90s	29.90s
3 POM PAY	2	1.6m	13.2m (1)	11.4m (2)	2:08.43	29.77s	29.17s
7 MACH CHARM	3	4.7m	11.4m (0)	9.2m (0)	2:08.67	29.74s	29.57s
1 ADAMS IT	4	5.8m	7.4m (0)	4.4m (0)	2:08.75	29.68s	30.00s
8 CHOC A BLOCK	5	6.9m	16.8m (0)	13.8m (0)	2:08.84	29.68s	29.39s
2 SPEEDY SPORT	6	9.5m	18.0m (1)	15.0m (1)	2:09.04	29.68s	29.49s
5 TUBBEE TEE	7	13.7m	9.2m (1)	6.8m (1)	2:09.37	29.72s	30.41s
4 COMPLICATED	8	16.1m	22.4m (1)	16.2m (2)	2:09.56	29.44s	29.89s
9 CRUZ WITH ROME	9	18.2m	3.6m (1)	2.6m (1)	2:09.73	29.83s	31.06s
10 BURRABADINE DANC	10	22.2m	22.2m (0)	23.4m (1)	2:10.04	29.99s	29.81s

Finish Position and metres gained from 800m



PJ Harness Analyser
Sectional Analysis Software – Not just a formguide!

www.facebook.com/PJHarnessRacing



RISE Digital, Harness Racing Australia nor the provider accepts any responsibility for the completeness or accuracy of any of the information contained herein, and makes no representations about its suitability for any particular purpose. Users should make their own judgements about those matters and/or seek independent advice. You assume all risks associated with use of data provided on this page

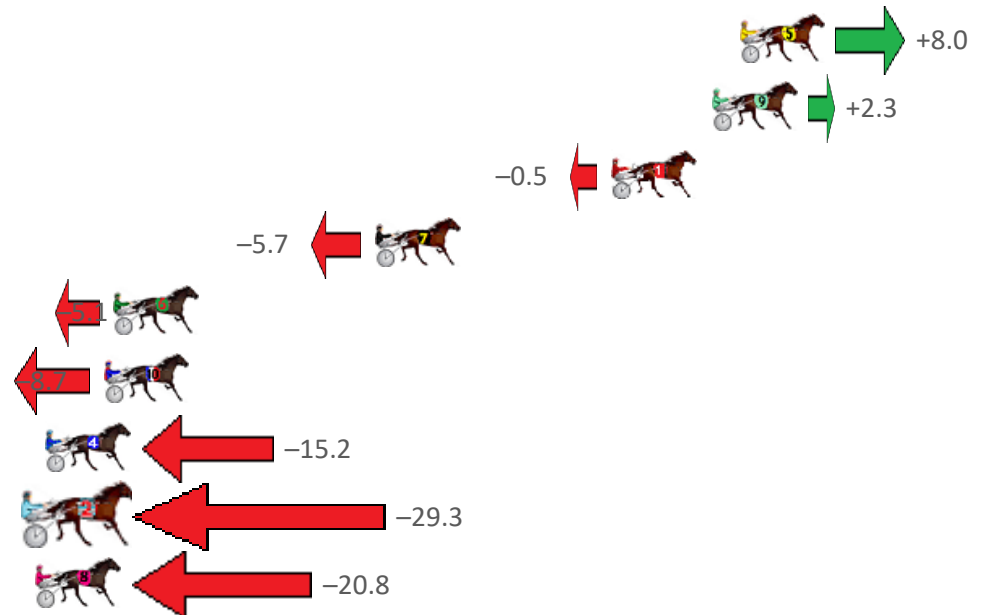
Young Race 8 Distance 1720m

Tuesday, 5 December 2023

Gross Time: 2:07.60 MileRate: 1:59.40 LeadTime: 6.00s First Qtr: 30.80s Second Qtr: 31.90s Third Qtr: 30.20s Fourth Qtr: 28.70s

NoHorse	Plc	Mar	800 Posi	400 Posi	Time	3rd Qtr	4th Qtr
5 MISS ARDLETHAN	1	0.0m	8.0m (1)	5.6m (1)	2:07.60	30.01s	28.30s
9 IDEAL TIMING	2	1.1m	3.4m (1)	0.0m (1)	2:07.68	29.95s	28.78s
1 GINGANING	3	5.1m	4.6m (0)	4.4m (0)	2:07.98	30.19s	28.75s
7 ARTFUL PRINCE	4	14.5m	8.8m (0)	11.0m (0)	2:08.69	30.37s	28.95s
6 FUNDA	5	24.9m	19.8m (0)	27.0m (0)	2:09.48	30.72s	28.55s
10 RAINBOW GAMBLER	6	25.3m	16.6m (1)	16.8m (2)	2:09.51	30.23s	29.31s
4 ESPERANZA	7	27.6m	12.4m (1)	14.4m (1)	2:09.68	30.37s	29.64s
2 MY LATIN LADY	8	29.3m	0.0m (0)	0.4m (0)	2:09.81	30.28s	30.76s
8 JINDALEA JACK	9	35.4m	14.6m (0)	17.4m (0)	2:10.27	30.44s	29.98s

Finish Position and metres gained from 800m



PJ Harness Analyser

Sectional Analysis Software – Not just a formguide!

www.facebook.com/PJHarnessRacing



RISE Digital, Harness Racing Australia nor the provider accepts any responsibility for the completeness or accuracy of any of the information contained herein, and makes no representations about its suitability for any particular purpose. Users should make their own judgements about those matters and/or seek independent advice. You assume all risks associated with use of data provided on this page

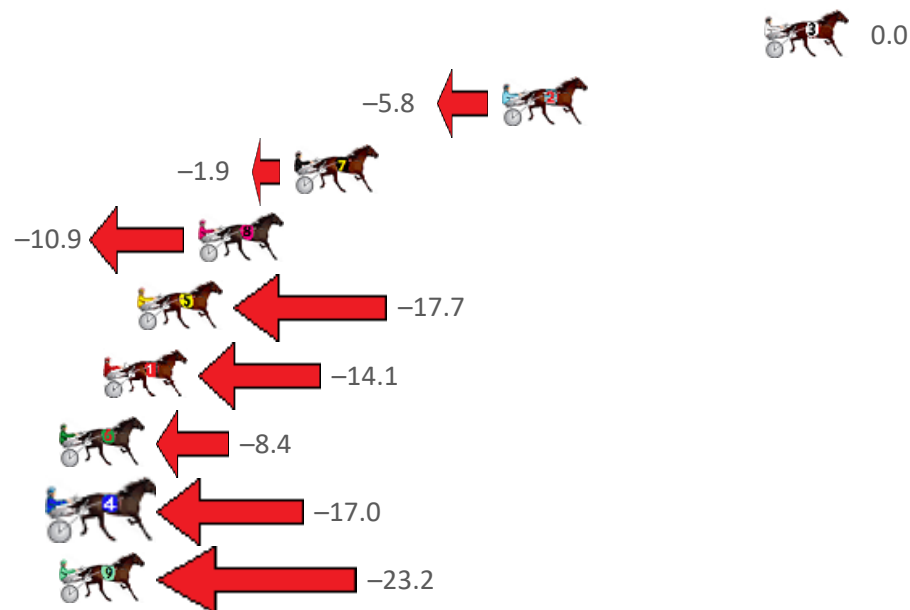
Young Race 9 Distance 2100m

Tuesday, 5 December 2023

Gross Time: 2:41.60 MileRate: 2:03.90 LeadTime: 37.40s First Qtr: 32.60s Second Qtr: 32.20s Third Qtr: 29.90s Fourth Qtr: 29.50s

NoHorse	Plc	Mar	800 Posi	400 Posi	Time	3rd Qtr	4th Qtr
3 NIXSUN	1	0.0m	0.0m (0)	0.0m (0)	2:41.60	29.90s	29.50s
2 JUNIOR RYAN	2	10.4m	4.6m (0)	8.4m (0)	2:42.40	30.18s	29.65s
7 MY DEFENCE	3	18.7m	16.8m (0)	20.0m (1)	2:43.05	30.14s	29.40s
8 SKIP ON OVER	4	22.5m	11.6m (1)	11.2m (2)	2:43.34	29.88s	30.33s
5 KAMIKAZE SCOOB	5	24.9m	7.2m (1)	13.4m (1)	2:43.53	30.36s	30.34s
1 MAX ANGUS	6	26.3m	12.2m (0)	18.6m (0)	2:43.63	30.38s	30.06s
6 LLANFAIR ADELINE	7	31.2m	22.8m (0)	25.2m (0)	2:44.01	30.08s	29.94s
4 KYMMY SAID SO	8	38.2m	21.2m (1)	28.4m (2)	2:44.55	30.44s	30.22s
9 LADY VEE	9	38.6m	15.4m (1)	24.4m (1)	2:44.59	30.57s	30.54s

Finish Position and metres gained from 800m



PJ Harness Analyser

Sectional Analysis Software – Not just a formguide!

www.facebook.com/PJHarnessRacing



RISE Digital, Harness Racing Australia nor the provider accepts any responsibility for the completeness or accuracy of any of the information contained herein, and makes no representations about its suitability for any particular purpose. Users should make their own judgements about those matters and/or seek independent advice. You assume all risks associated with use of data provided on this page