

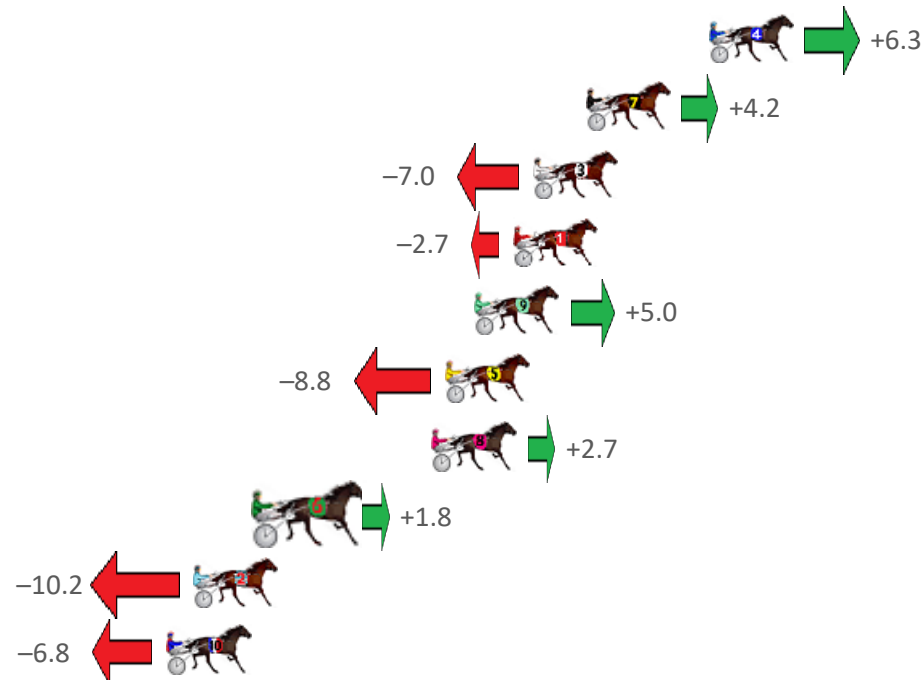
# Penrith Race 1 Distance 1720m

Thursday, 7 December 2023

Gross Time: 2:04.50 MileRate: 1:56.50 LeadTime: 7.50s First Qtr: 29.50s Second Qtr: 30.40s Third Qtr: 28.20s Fourth Qtr: 28.90s

NoHorse	Plc	Mar	800 Posi	400 Posi	Time	3rd Qtr	4th Qtr
4 CROWN MOJO	1	0.0m	6.3m (1)	3.4m (2)	2:04.50	28.00s	28.66s
7 THE BEST OF YOU	2	4.9m	9.1m (0)	10.7m (0)	2:04.87	28.32s	28.51s
3 TIGERS SPIRIT	3	7.0m	0.0m (0)	0.0m (0)	2:05.03	28.20s	29.43s
1 SARGE	4	7.8m	5.1m (0)	6.8m (0)	2:05.09	28.32s	29.01s
9 PLAYFUL MISS	5	9.3m	14.3m (1)	13.3m (1)	2:05.21	28.14s	28.67s
5 SHARK DANCER	6	10.5m	1.7m (1)	2.0m (1)	2:05.30	28.22s	29.56s
8 BONUS BET	7	11.0m	13.7m (0)	14.7m (0)	2:05.33	28.28s	28.69s
6 ROCKSIE ROCK	8	17.6m	19.4m (2)	15.8m (2)	2:05.83	27.96s	29.11s
2 ROGERVALERIO LOM	9	20.5m	10.3m (1)	9.6m (1)	2:06.05	28.16s	29.77s
10 HEAVENLY BELLE	10	21.6m	14.8m (2)	11.3m (2)	2:06.14	27.96s	29.74s

## Finish Position and metres gained from 800m







# Harness Analyser

Sectional Analysis Software – Not just a formguide!

[www.facebook.com/PJHarnessRacing](http://www.facebook.com/PJHarnessRacing)



RISE Digital, Harness Racing Australia nor the provider accepts any responsibility for the completeness or accuracy of any of the information contained herein, and makes no representations about its suitability for any particular purpose. Users should make their own judgements about those matters and/or seek independent advice. You assume all risks associated with use of data provided on this page

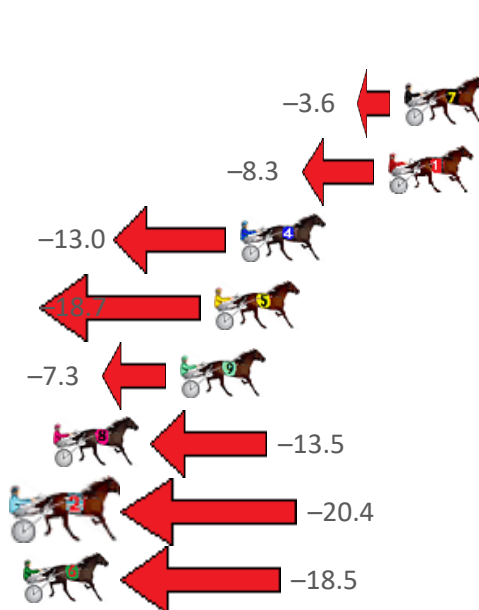
# Penrith Race 2 Distance 1720m

Thursday, 7 December 2023

Gross Time: 2:02.00 MileRate: 1:54.10 LeadTime: 7.80s First Qtr: 29.30s Second Qtr: 28.60s Third Qtr: 27.80s Fourth Qtr: 28.50s

NoHorse	Plc	Mar	800 Posi	400 Posi	Time	3rd Qtr	4th Qtr
3 BOLOGNA	1	0.0m	0.0m (0)	0.0m (0)	2:02.00	27.80s	28.50s
7 OUR PRINCESS KENN	2	12.9m	9.3m (0)	10.3m (0)	2:02.97	27.88s	28.75s
1 RIPSTONE SNORTER	3	13.5m	5.2m (0)	5.7m (0)	2:03.01	27.84s	29.11s
4 MERRYWOOD TONY	4	19.4m	6.4m (1)	10.9m (1)	2:03.45	28.12s	29.19s
5 IDEAL REDEMPTION	5	20.4m	1.7m (1)	6.3m (1)	2:03.53	28.12s	29.59s
9 BETTOR TO BE TRICK	6	21.8m	14.5m (1)	14.9m (2)	2:03.63	27.84s	29.09s
8 PARAVANI	7	26.8m	13.3m (0)	16.0m (0)	2:04.01	28.00s	29.39s
2 ON THE ROCK	8	30.8m	10.4m (1)	15.7m (1)	2:04.31	28.18s	29.71s
6 ZOOM PARTY	9	37.0m	18.5m (0)	22.3m (0)	2:04.77	28.08s	29.71s

Finish Position and metres gained from 800m



## PJ Harness Analyser

Sectional Analysis Software – Not just a formguide!

[www.facebook.com/PJHarnessRacing](https://www.facebook.com/PJHarnessRacing)



RISE Digital, Harness Racing Australia nor the provider accepts any responsibility for the completeness or accuracy of any of the information contained herein, and makes no representations about its suitability for any particular purpose. Users should make their own judgements about those matters and/or seek independent advice. You assume all risks associated with use of data provided on this page

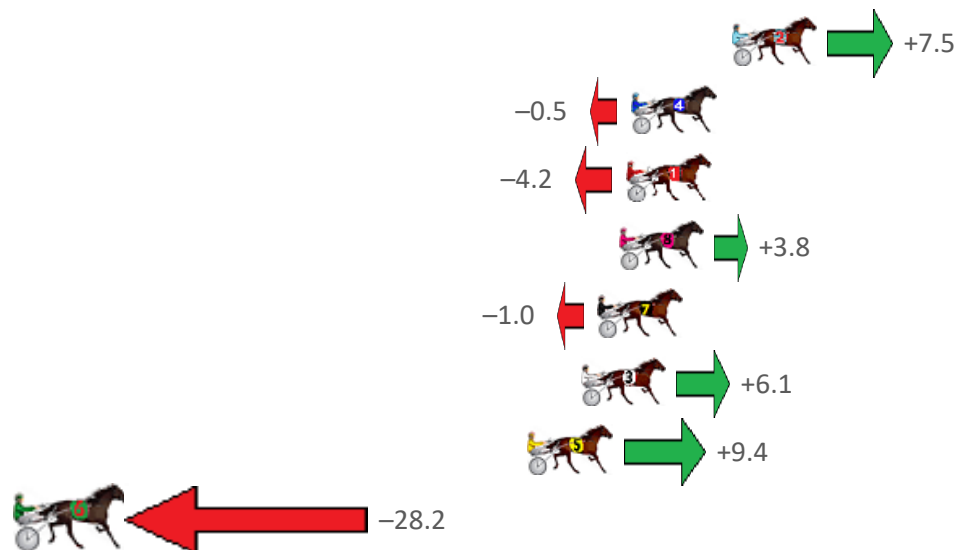
# Penrith Race 3 Distance 2125m

Thursday, 7 December 2023

Gross Time: 2:37.20 MileRate: 1:59.10 LeadTime: 38.20s First Qtr: 31.60s Second Qtr: 30.20s Third Qtr: 28.00s Fourth Qtr: 29.20s

NoHorse	Plc	Mar	800 Posi	400 Posi	Time	3rd Qtr	4th Qtr
2 ROCK OF DELIGHT	1	0.0m	7.5m (1)	7.3m (1)	2:37.20	28.00s	28.68s
4 KEILOR BABY SHARK	2	4.0m	3.5m (1)	2.8m (1)	2:37.51	27.96s	29.31s
1 OH DADDY	3	4.2m	0.0m (0)	0.0m (0)	2:37.52	28.00s	29.52s
8 FEAR THE EAGLE	4	4.5m	8.3m (0)	7.9m (0)	2:37.54	27.98s	28.98s
7 SOLAR EXPRESS	5	5.3m	4.3m (0)	3.9m (0)	2:37.61	27.98s	29.33s
3 SUGAR FOR MY HON	6	6.0m	12.1m (1)	11.3m (1)	2:37.66	27.96s	28.86s
5 OURSOUTHERNSTAR	7	8.1m	17.5m (0)	15.8m (1)	2:37.82	27.90s	28.70s
6 SELSEY BILL	8	41.4m	13.2m (0)	19.7m (0)	2:40.37	28.48s	30.97s

## Finish Position and metres gained from 800m







# Harness Analyser

Sectional Analysis Software – Not just a formguide!

[www.facebook.com/PJHarnessRacing](http://www.facebook.com/PJHarnessRacing)



RISE Digital, Harness Racing Australia nor the provider accepts any responsibility for the completeness or accuracy of any of the information contained herein, and makes no representations about its suitability for any particular purpose. Users should make their own judgements about those matters and/or seek independent advice. You assume all risks associated with use of data provided on this page


# Penrith Race 4 Distance 2125m

Thursday, 7 December 2023

Gross Time: 2:36.90 MileRate: 1:58.80 LeadTime: 38.20s First Qtr: 31.40s Second Qtr: 31.00s Third Qtr: 28.40s Fourth Qtr: 27.90s

NoHorse	Plc	Mar	800 Posi	400 Posi	Time	3rd Qtr	4th Qtr
2 AMERICAN RAINBO	1	0.0m	0.0m (0)	0.0m (0)	2:36.90	28.40s	27.90s
1 SWEDISH MEATBALL	2	11.4m	4.8m (0)	4.3m (0)	2:37.74	28.36s	28.44s
7 MERRYWOOD PAUL	3	15.1m	9.4m (0)	10.0m (0)	2:38.01	28.44s	28.31s
10 MAID OF MONEY	4	15.7m	4.5m (1)	4.0m (1)	2:38.05	28.36s	28.77s
8 REIGN MAKER	5	15.9m	13.6m (0)	15.4m (0)	2:38.07	28.52s	27.99s
4 RUM DELIGHT	6	26.3m	17.6m (0)	20.0m (0)	2:38.83	28.56s	28.43s
5 THE TIGER ARMY	7	27.9m	8.5m (1)	12.0m (1)	2:38.95	28.64s	29.11s
3 STELLINA	8	28.1m	12.5m (1)	16.0m (1)	2:38.96	28.64s	28.84s
9 FLYIN CIRCLES	9	33.3m	16.4m (1)	20.0m (1)	2:39.34	28.64s	28.94s
6 JIMMY STEEL	10	35.9m	21.0m (1)	24.0m (1)	2:39.53	28.60s	28.85s

Finish Position and metres gained from 800m



## PJ Harness Analyser

Sectional Analysis Software – Not just a formguide!

[www.facebook.com/PJHarnessRacing](https://www.facebook.com/PJHarnessRacing)



RISE Digital, Harness Racing Australia nor the provider accepts any responsibility for the completeness or accuracy of any of the information contained herein, and makes no representations about its suitability for any particular purpose. Users should make their own judgements about those matters and/or seek independent advice. You assume all risks associated with use of data provided on this page

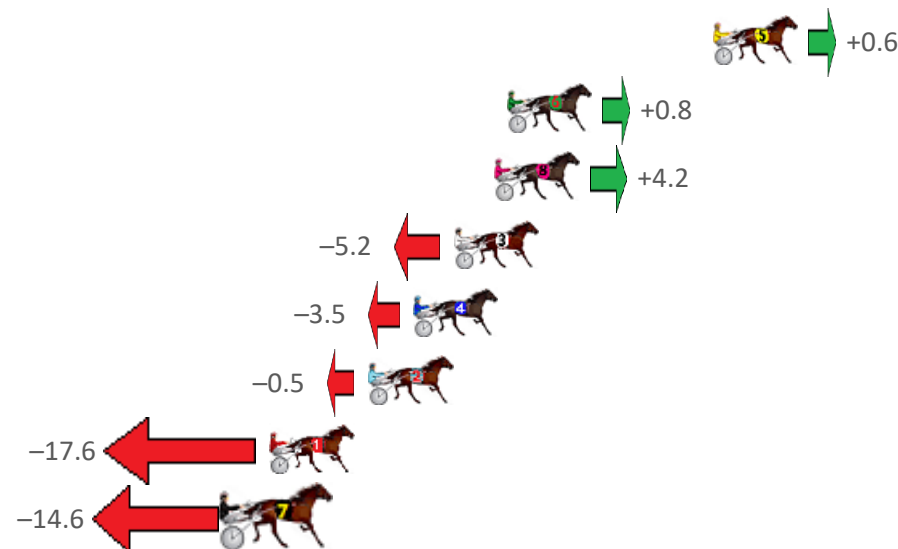
# Penrith Race 5 Distance 1720m

Thursday, 7 December 2023

Gross Time: 2:03.30 MileRate: 1:55.40 LeadTime: 7.30s First Qtr: 29.00s Second Qtr: 29.90s Third Qtr: 28.70s Fourth Qtr: 28.40s

NoHorse	Plc	Mar	800 Posi	400 Posi	Time	3rd Qtr	4th Qtr
5 ARDENS DELIGHT	1	0.0m 0.6m (1)	0.0m (1)	2:03.30	28.66s	28.40s	
6 DANCE FOR GLORY	2	8.2m 9.0m (1)	8.5m (1)	2:03.91	28.66s	28.41s	
8 SIGHT TO SEE	3	8.7m 12.9m (1)	12.4m (1)	2:03.95	28.66s	28.17s	
3 DAN FERNANDO	4	10.3m 5.1m (1)	4.5m (1)	2:04.07	28.66s	28.85s	
4 ACCELERE	5	11.9m 8.4m (0)	8.2m (0)	2:04.19	28.68s	28.71s	
2 PAINTMEAREASON	6	13.7m 13.2m (0)	12.7m (0)	2:04.32	28.66s	28.52s	
1 PALATINO	7	17.6m 0.0m (0)	0.0m (0)	2:04.61	28.70s	29.71s	
7 SAM IS PERFECTION	8	19.1m 4.5m (0)	4.2m (0)	2:04.72	28.68s	29.52s	

## Finish Position and metres gained from 800m







# Harness Analyser

Sectional Analysis Software – Not just a formguide!

[www.facebook.com/PJHarnessRacing](http://www.facebook.com/PJHarnessRacing)



RISE Digital, Harness Racing Australia nor the provider accepts any responsibility for the completeness or accuracy of any of the information contained herein, and makes no representations about its suitability for any particular purpose. Users should make their own judgements about those matters and/or seek independent advice. You assume all risks associated with use of data provided on this page

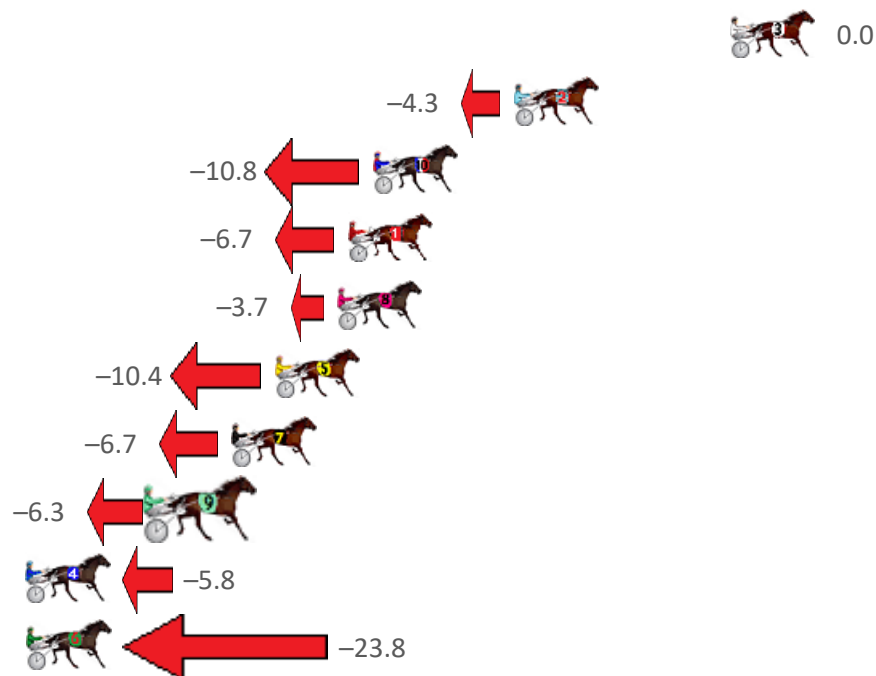
# Penrith Race 6 Distance 1720m

Thursday, 7 December 2023

Gross Time: 2:04.20 MileRate: 1:56.20 LeadTime: 7.50s First Qtr: 30.30s Second Qtr: 30.10s Third Qtr: 28.30s Fourth Qtr: 28.00s

NoHorse	Plc	Mar	800 Posi	400 Posi	Time	3rd Qtr	4th Qtr
3 OHANA DANCER	1	0.0m	0.0m (0)	0.0m (0)	2:04.20	28.30s	28.00s
2 MINI ME	2	8.6m	4.3m (0)	4.0m (0)	2:04.83	28.28s	28.35s
10 WELL SAID NUGGET	3	14.2m	3.4m (1)	2.9m (1)	2:05.25	28.26s	28.85s
1 OURSURFINSAFARI	4	15.2m	8.5m (0)	9.7m (0)	2:05.32	28.38s	28.44s
8 SALERO	5	15.6m	11.9m (1)	11.4m (1)	2:05.35	28.26s	28.35s
5 FOR US ALL	6	18.1m	7.7m (1)	7.4m (1)	2:05.53	28.28s	28.81s
7 GOTTA BLING IT	7	19.8m	13.1m (0)	15.4m (0)	2:05.66	28.46s	28.38s
9 WAR WESTERN	8	22.8m	16.5m (1)	16.6m (1)	2:05.88	28.30s	28.52s
4 IMA SHINKANSEN	9	28.6m	22.8m (0)	25.2m (1)	2:06.31	28.46s	28.35s
6 IDEAL COPY	10	41.4m	17.6m (0)	24.0m (0)	2:07.25	28.74s	29.37s

Finish Position and metres gained from 800m



## PJ Harness Analyser

Sectional Analysis Software - Not just a formguide!

[www.facebook.com/PJHarnessRacing](https://www.facebook.com/PJHarnessRacing)



RISE Digital, Harness Racing Australia nor the provider accepts any responsibility for the completeness or accuracy of any of the information contained herein, and makes no representations about its suitability for any particular purpose. Users should make their own judgements about those matters and/or seek independent advice. You assume all risks associated with use of data provided on this page

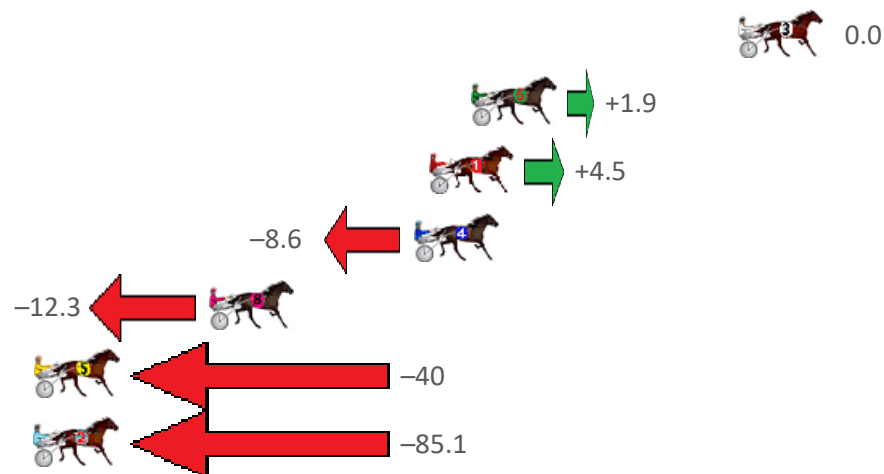
# Penrith Race 7 Distance 1720m

Thursday, 7 December 2023

Gross Time: 2:07.10 MileRate: 1:58.90 LeadTime: 7.70s First Qtr: 30.00s Second Qtr: 30.10s Third Qtr: 29.70s Fourth Qtr: 29.60s

NoHorse	Plc	Mar	800 Posi	400 Posi	Time	3rd Qtr	4th Qtr
3 BELLRIVERGIRL	1	0.0m	0.0m (0)	0.0m (0)	2:07.10	29.70s	29.60s
6 AINTSHEASTAR	2	10.6m	12.5m (0)	7.1m (2)	2:07.92	29.30s	29.90s
1 ZENALOU	3	12.3m	16.8m (0)	3.3m (2)	2:08.05	28.70s	30.31s
4 HOT CRUISE CONTR	4	12.9m	4.3m (0)	3.3m (1)	2:08.10	29.62s	30.36s
8 AJAY DILINGER	5	21.0m	8.7m (0)	7.1m (0)	2:08.73	29.58s	30.71s
5 SURE ABOUT THAT	6	87.5m	48.2m (0)	57.5m (0)	2:13.89	30.38s	32.15s
2 SPECIALIZE LOU	7	194.3m	109.2m (0)	129.4m (0)	2:22.17	31.18s	35.13s

Finish Position and metres gained from 800m







## Harness Analyser

Sectional Analysis Software – Not just a formguide!

[www.facebook.com/PJHarnessRacing](https://www.facebook.com/PJHarnessRacing)



RISE Digital, Harness Racing Australia nor the provider accepts any responsibility for the completeness or accuracy of any of the information contained herein, and makes no representations about its suitability for any particular purpose. Users should make their own judgements about those matters and/or seek independent advice. You assume all risks associated with use of data provided on this page

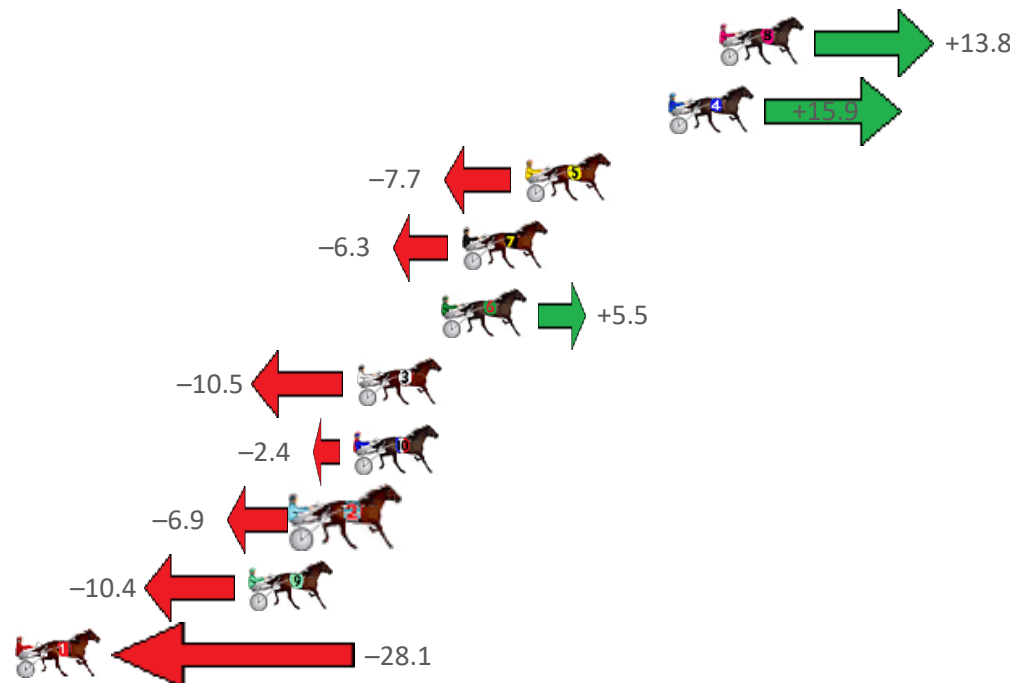
# Penrith Race 8 Distance 1720m

Thursday, 7 December 2023

Gross Time: 2:05.10 MileRate: 1:57.00 LeadTime: 7.40s First Qtr: 28.90s Second Qtr: 29.20s Third Qtr: 29.20s Fourth Qtr: 30.40s

NoHorse	Plc	Mar	800 Posi	400 Posi	Time	3rd Qtr	4th Qtr
8 TIGER TOMMY	1	0.0m	13.8m (1)	8.6m (2)	2:05.10	28.84s	29.76s
4 DON KEE	2	2.0m	17.9m (1)	13.0m (2)	2:05.26	28.86s	29.60s
5 MEGS MONARO	3	7.7m	0.0m (1)	0.5m (1)	2:05.71	29.24s	30.97s
7 TEAM OF STARZZZ	4	10.2m	3.9m (0)	4.9m (0)	2:05.91	29.28s	30.85s
6 LYNNSANITY	5	11.0m	16.5m (0)	9.2m (0)	2:05.98	28.68s	30.60s
3 LANI KAI BEACH	6	14.4m	3.9m (1)	4.3m (1)	2:06.25	29.24s	31.23s
10 PRINCE POTTER	7	14.5m	12.1m (0)	12.4m (1)	2:06.25	29.24s	30.63s
2 SIR JUJON	8	16.6m	9.7m (1)	4.9m (2)	2:06.42	28.86s	31.36s
9 CLEMENTSORRELL	9	18.7m	8.3m (0)	8.6m (1)	2:06.59	29.24s	31.25s
1 METRO MAN	10	28.1m	0.0m (0)	0.0m (0)	2:07.34	29.20s	32.64s

## Finish Position and metres gained from 800m





# PJ Harness Analyser

Sectional Analysis Software – Not just a formguide!

[www.facebook.com/PJHarnessRacing](http://www.facebook.com/PJHarnessRacing)



RISE Digital, Harness Racing Australia nor the provider accepts any responsibility for the completeness or accuracy of any of the information contained herein, and makes no representations about its suitability for any particular purpose. Users should make their own judgements about those matters and/or seek independent advice. You assume all risks associated with use of data provided on this page