

# Bathurst Race 1 Distance 1730m

Wednesday, 6 March 2024

Gross Time: 2:05.40 MileRate: 1:56.70 LeadTime: 8.30s First Qtr: 29.50s Second Qtr: 30.50s Third Qtr: 28.00s Fourth Qtr: 29.10s

DATA TABLE: 800 / 400 Posi's are position from leader and (how wide the horse was at that position)

No	Horse	Plc	Mar	800 Posi	400 Posi	Time	3rd Qtr	4th Qt
2	A ROCKNROLL STAR	1	0.0m	0.0m (0)	0.0m (0)	2:05.40	28.00s	29.10s
5	TAKE A HIKE	2	0.4m	12.5m (1)	13.5m (1)	2:05.43	28.09s	28.17s
7	HUNK OF SPUNK	3	0.4m	17.1m (1)	15.8m (2)	2:05.43	27.93s	28.01s
10	HUNTER SHANNON	4	1.8m	3.3m (1)	5.9m (1)	2:05.54	28.19s	28.82s
1	STUDLEIGH STARLITE	5	6.1m	4.0m (0)	6.8m (0)	2:05.87	28.20s	29.09s
3	SPORTY MARY	6	7.4m	8.2m (1)	9.6m (2)	2:05.96	28.11s	28.98s
9	FREASON	7	8.9m	9.5m (0)	11.8m (0)	2:06.08	28.18s	28.94s
8	KING BOBBIE	8	11.6m	24.0m (1)	22.0m (2)	2:06.29	27.89s	28.43s
6	BETTER THAN LEXY	9	13.5m	13.8m (0)	15.8m (0)	2:06.43	28.16s	29.01s
4	IDEAL TIMING	10	16.8m	17.8m (0)	18.9m (1)	2:06.68	28.10s	29.04s

## Finish Position and metres gained

First Arrow shows distance gain/loss from 2nd Qtr to 3rd Qtr,  
Second Arrow shows distance gain/loss from 3rd Qtr to Finish  
Blue arrow indicates best gain in these quarters.



800

Visual positions in race at 2nd Quarter



400

Visual positions in race at 3rd Quarter



Powered by



Harness Analyser

Sectional Analysis Software

Not just form | Free Trial

[www.facebook.com/PJHarnessRacing](http://www.facebook.com/PJHarnessRacing)



RISE Digital, Harness Racing Australia nor the provider accepts any responsibility for the completeness or accuracy of any of the information contained herein, and makes no representations about its suitability for any particular purpose. Users should make their own judgements about those matters and/or seek independent advice. You assume all risks associated with use of data provided on this page

# Bathurst Race 2 Distance 1730m

Wednesday, 6 March 2024

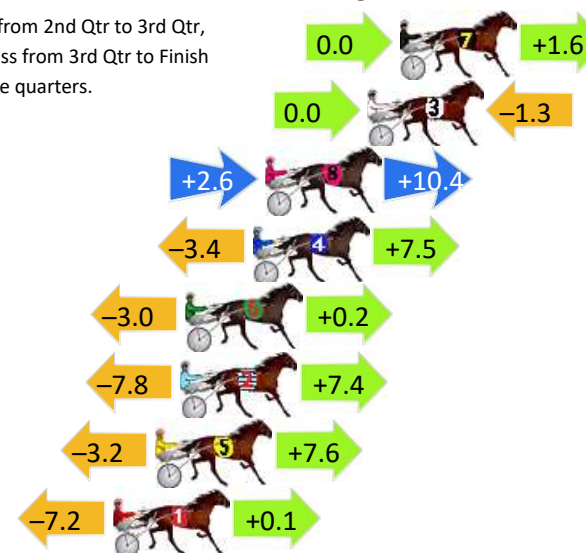
Gross Time: 2:04.00 MileRate: 1:55.40 LeadTime: 8.00s First Qtr: 28.50s Second Qtr: 30.60s Third Qtr: 27.40s Fourth Qtr: 29.50s

DATA TABLE: 800 / 400 Posi's are position from leader and (how wide the horse was at that position)

No	Horse	Plc	Mar	800 Posi	400 Posi	Time	3rd Qtr	4th Qt
7	SPEED DIAL	1	0.0m	1.6m (1)	1.6m (1)	2:04.00	27.40s	29.38s
3	MORE GOODA	2	1.3m	0.0m (0)	0.0m (0)	2:04.10	27.40s	29.60s
8	OZZIE SUNSHINE	3	5.4m	18.4m (1)	15.8m (2)	2:04.42	27.24s	28.74s
4	PACING HOPE	4	5.9m	10.0m (1)	13.4m (1)	2:04.46	27.66s	28.95s
6	BETTING JEWEL	5	8.6m	5.8m (1)	8.8m (1)	2:04.67	27.61s	29.49s
2	ROCKINDOWNUNDE R	6	8.8m	8.4m (0)	16.2m (0)	2:04.68	27.97s	28.96s
5	THE ROGUE I AM	7	9.8m	14.2m (1)	17.4m (1)	2:04.76	27.65s	28.94s
1	THE MISSING SOCK	8	11.5m	4.4m (0)	11.6m (0)	2:04.89	27.91s	29.49s

## Finish Position and metres gained

First Arrow shows distance gain/loss from 2nd Qtr to 3rd Qtr,  
Second Arrow shows distance gain/loss from 3rd Qtr to Finish  
Blue arrow indicates best gain in these quarters.



800

Visual positions in race at 2nd Quarter



400

Visual positions in race at 3rd Quarter



Powered by



Harness Analyser

Sectional Analysis Software

Not just form | Free Trial

[www.facebook.com/PJHarnessRacing](http://www.facebook.com/PJHarnessRacing)



RISE Digital, Harness Racing Australia nor the provider accepts any responsibility for the completeness or accuracy of any of the information contained herein, and makes no representations about its suitability for any particular purpose. Users should make their own judgements about those matters and/or seek independent advice. You assume all risks associated with use of data provided on this page

# Bathurst Race 3 Distance 1730m

Wednesday, 6 March 2024


Gross Time: 2:07.00 MileRate: 1:58.10 LeadTime: 8.30s First Qtr: 30.30s Second Qtr: 31.80s Third Qtr: 28.90s Fourth Qtr: 27.70s

DATA TABLE: 800 / 400 Posi's are position from leader and (how wide the horse was at that position)

No	Horse	Plc	Mar	800 Posi	400 Posi	Time	3rd Qtr	4th Qt
2	DONEGAL LUTHER	1	0.0m	0.0m (0)	0.0m (0)	2:07.00	28.90s	27.70s
1	TOLKOWSKY	2	2.6m	4.5m (0)	4.0m (0)	2:07.19	28.86s	27.61s
6	MICK DANGER	3	2.9m	13.1m (0)	12.2m (0)	2:07.21	28.82s	27.05s
9	BEE OKAY	4	3.9m	7.4m (1)	6.3m (1)	2:07.28	28.81s	27.54s
10	EAGLE COMMANDER	5	4.4m	8.9m (0)	8.5m (0)	2:07.32	28.86s	27.42s
7	TOM THE CURIOUS	6	6.0m	20.5m (1)	19.3m (0)	2:07.44	28.79s	26.78s
3	POPS LEGACY	7	6.3m	3.2m (1)	2.0m (1)	2:07.46	28.81s	28.02s
8	SPECIAL DREAM	8	13.6m	25.5m (1)	20.5m (2)	2:07.99	28.51s	27.25s
5	LETTYS REASON	9	15.6m	11.3m (1)	10.2m (1)	2:08.14	28.81s	28.12s
4	MARVELLOUS MAC	10	19.5m	16.0m (1)	16.2m (1)	2:08.42	28.89s	27.98s

## Finish Position and metres gained

First Arrow shows distance gain/loss from 2nd Qtr to 3rd Qtr,  
Second Arrow shows distance gain/loss from 3rd Qtr to Finish  
Blue arrow indicates best gain in these quarters.



800

Visual positions in race at 2nd Quarter



400

Visual positions in race at 3rd Quarter

# Bathurst Race 4 Distance 1730m

Wednesday, 6 March 2024

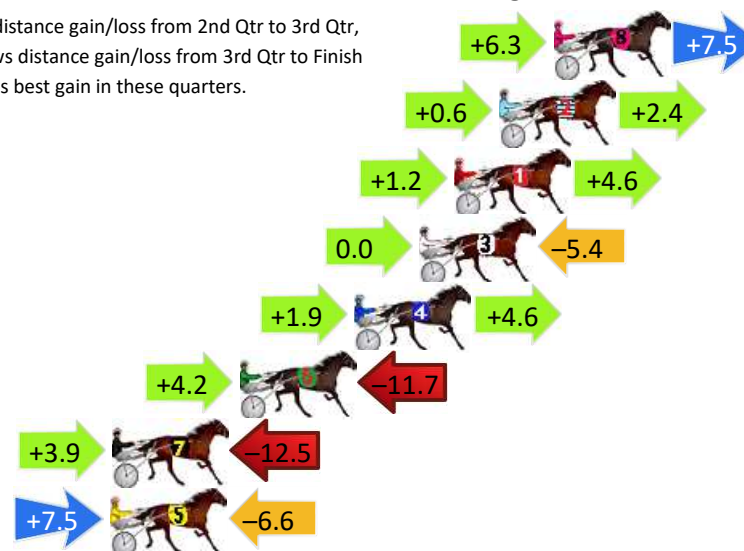
Gross Time: 2:04.80 MileRate: 1:56.10 LeadTime: 8.30s First Qtr: 29.00s Second Qtr: 31.30s Third Qtr: 27.80s Fourth Qtr: 28.40s

DATA TABLE: 800 / 400 Posi's are position from leader and (how wide the horse was at that position)

NoHorse	Plc	Mar	800 Posi	400 Posi	Time	3rd Qtr	4th Qt
8 HE BETTOR STEP ASIDE	1	0.0m	13.8m (1)	7.5m (2)	2:04.80	27.37s	27.88s
2 THE TEXAS RANGER	2	2.2m	5.2m (0)	4.6m (0)	2:04.96	27.76s	28.24s
1 VAMOS	3	4.0m	9.8m (0)	8.6m (0)	2:05.10	27.72s	28.10s
3 CHEER FOR MITCH	4	5.4m	0.0m (0)	0.0m (0)	2:05.20	27.80s	28.80s
4 SMOOTH OVERARM	5	8.0m	14.5m (0)	12.6m (0)	2:05.40	27.68s	28.12s
6 TERRYRAMA	6	12.6m	5.1m (1)	0.9m (1)	2:05.74	27.51s	29.28s
7 SAILOR GIRL	7	17.7m	9.1m (1)	5.2m (1)	2:06.12	27.53s	29.36s
5 DEEPWATER CAM	8	17.8m	18.7m (1)	11.2m (1)	2:06.13	27.29s	28.95s

## Finish Position and metres gained

First Arrow shows distance gain/loss from 2nd Qtr to 3rd Qtr,  
Second Arrow shows distance gain/loss from 3rd Qtr to Finish  
Blue arrow indicates best gain in these quarters.



800

Visual positions in race at 2nd Quarter



400

Visual positions in race at 3rd Quarter



Powered by



Harness Analyser

Sectional Analysis Software

Not just form | Free Trial

[www.facebook.com/PJHarnessRacing](http://www.facebook.com/PJHarnessRacing)



RISE Digital, Harness Racing Australia nor the provider accepts any responsibility for the completeness or accuracy of any of the information contained herein, and makes no representations about its suitability for any particular purpose. Users should make their own judgements about those matters and/or seek independent advice. You assume all risks associated with use of data provided on this page



# Bathurst Race 5 Distance 1730m

Wednesday, 6 March 2024

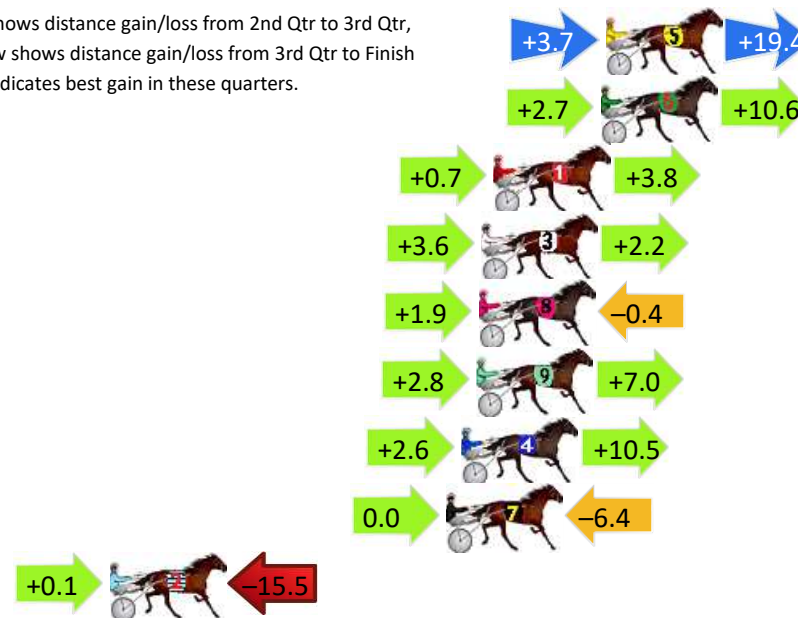
Gross Time: 2:03.40 MileRate: 1:54.80 LeadTime: 8.40s First Qtr: 26.50s Second Qtr: 30.40s Third Qtr: 28.70s Fourth Qtr: 29.40s

DATA TABLE: 800 / 400 Posi's are position from leader and (how wide the horse was at that position)

No	Horse	Plc	Mar	800 Posi	400 Posi	Time	3rd Qtr	4th Qt
5	IAM THE CAPTAIN	1	0.0m	23.1m (1)	19.4m (2)	2:03.40	28.45s	28.00s
6	CASSIUS DECK	2	0.2m	13.5m (0)	10.8m (1)	2:03.42	28.52s	28.64s
1	COURT ON THE EDGE	3	4.5m	9.0m (0)	8.3m (0)	2:03.75	28.66s	29.15s
3	RICKOSHAY	4	5.0m	10.8m (1)	7.2m (2)	2:03.79	28.45s	29.27s
8	OLD LUKE	5	5.1m	6.6m (1)	4.7m (1)	2:03.79	28.57s	29.45s
9	CHEVRON ART	6	5.2m	15.0m (1)	12.2m (2)	2:03.80	28.51s	28.92s
4	HEZ DUSTY	7	5.8m	18.9m (1)	16.3m (1)	2:03.85	28.53s	28.67s
7	SAINT VERAN	8	6.4m	0.0m (0)	0.0m (0)	2:03.89	28.70s	29.89s
2	MIGHTY JOE	9	19.9m	4.5m (0)	4.4m (0)	2:04.93	28.70s	30.61s

## Finish Position and metres gained

First Arrow shows distance gain/loss from 2nd Qtr to 3rd Qtr,  
Second Arrow shows distance gain/loss from 3rd Qtr to Finish  
Blue arrow indicates best gain in these quarters.



800

Visual positions in race at 2nd Quarter



400

Visual positions in race at 3rd Quarter



Powered by



Harness Analyser

Sectional Analysis Software

Not just form | Free Trial

[www.facebook.com/PJHarnessRacing](http://www.facebook.com/PJHarnessRacing)



RISE Digital, Harness Racing Australia nor the provider accepts any responsibility for the completeness or accuracy of any of the information contained herein, and makes no representations about its suitability for any particular purpose. Users should make their own judgements about those matters and/or seek independent advice. You assume all risks associated with use of data provided on this page

# Bathurst Race 6 Distance 1730m

Wednesday, 6 March 2024

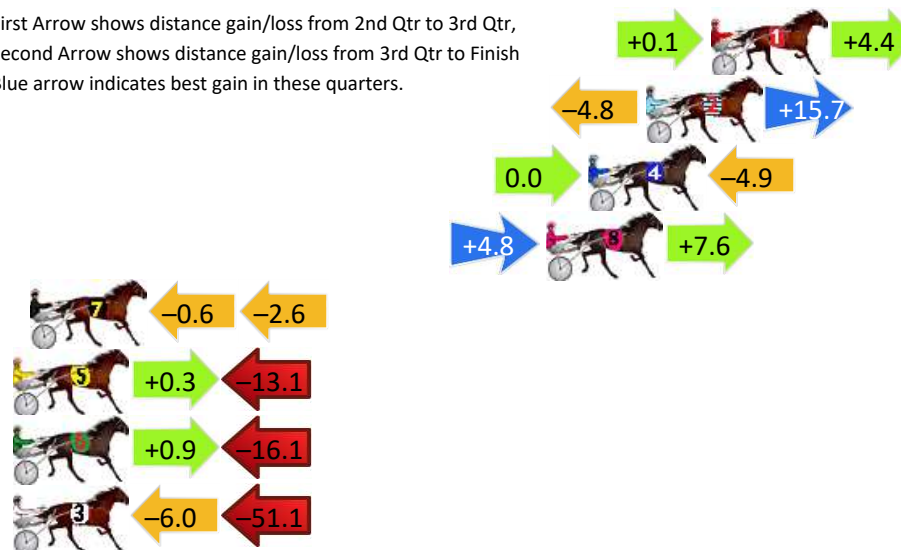
Gross Time: 2:06.90 MileRate: 1:58.10 LeadTime: 8.20s First Qtr: 29.00s Second Qtr: 31.70s Third Qtr: 28.60s Fourth Qtr: 29.40s

DATA TABLE: 800 / 400 Posi's are position from leader and (how wide the horse was at that position)

NoHorse	Plc	Mar	800 Posi	400 Posi	Time	3rd Qtr	4th Qt
1 ROWDY SHANNON	1	0.0m	4.5m (0)	4.4m (0)	2:06.90	28.60s	29.08s
2 JUNGLE DRAGON	2	2.6m	13.5m (0)	18.3m (2)	2:07.10	28.96s	28.28s
4 SMOOTH EURO	3	4.9m	0.0m (0)	0.0m (0)	2:07.28	28.60s	29.78s
8 FLASH AZARAT	4	6.6m	19.0m (1)	14.2m (1)	2:07.41	28.27s	28.89s
7 EVELYNS DRAGON	5	27.3m	24.1m (1)	24.7m (1)	2:09.00	28.67s	29.72s
5 GOOD CHAT	6	33.1m	20.3m (0)	20.0m (0)	2:09.45	28.60s	30.51s
6 ROMEO LOU	7	40.0m	24.8m (0)	23.9m (0)	2:09.98	28.56s	30.76s
3 FOZZ	8	66.1m	9.0m (0)	15.0m (0)	2:12.00	29.04s	33.42s


## Finish Position and metres gained

First Arrow shows distance gain/loss from 2nd Qtr to 3rd Qtr,  
Second Arrow shows distance gain/loss from 3rd Qtr to Finish  
Blue arrow indicates best gain in these quarters.



800

Visual positions in race at 2nd Quarter



400

Visual positions in race at 3rd Quarter



Powered by



Harness Analyser

Sectional Analysis Software

Not just form | Free Trial

[www.facebook.com/PJHarnessRacing](http://www.facebook.com/PJHarnessRacing)



RISE Digital, Harness Racing Australia nor the provider accepts any responsibility for the completeness or accuracy of any of the information contained herein, and makes no representations about its suitability for any particular purpose. Users should make their own judgements about those matters and/or seek independent advice. You assume all risks associated with use of data provided on this page

# Bathurst Race 7 Distance 1730m

Wednesday, 6 March 2024

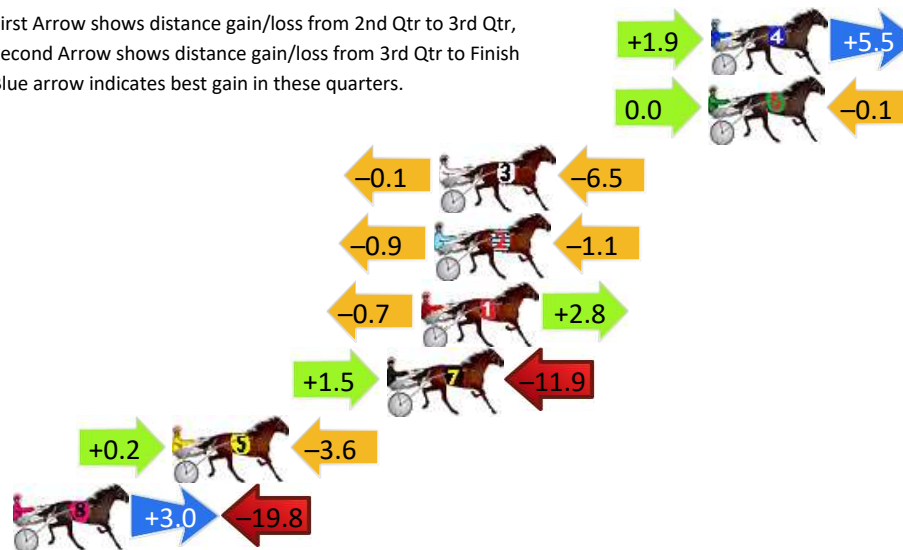
Gross Time: 2:06.80 MileRate: 1:58.00 LeadTime: 8.40s First Qtr: 29.20s Second Qtr: 31.10s Third Qtr: 30.00s Fourth Qtr: 28.10s

DATA TABLE: 800 / 400 Posi's are position from leader and (how wide the horse was at that position)

No	Horse	Plc	Mar	800 Posi	400 Posi	Time	3rd Qtr	4th Qt
4	WINDY HILL LUCY	1	0.0m	7.4m (1)	5.5m (1)	2:06.80	29.85s	27.70s
6	DRAMA CHICK	2	0.1m	0.0m (0)	0.0m (0)	2:06.81	30.00s	28.11s
3	SHES CRUISIN	3	10.9m	4.3m (0)	4.4m (0)	2:07.61	30.00s	28.59s
2	SOMETHING FOR LEXY	4	11.1m	9.1m (0)	10.0m (0)	2:07.62	30.04s	28.20s
1	LEXY LONGSTOCKINGS	5	11.6m	13.7m (0)	14.4m (0)	2:07.66	30.02s	27.92s
7	EYE SEE EYE SEE	6	13.0m	2.6m (1)	1.1m (1)	2:07.76	29.89s	28.98s
5	LEITRIM	7	21.6m	18.2m (0)	18.0m (1)	2:08.40	29.94s	28.40s
8	DEAR DARLING	8	30.6m	13.8m (1)	10.8m (1)	2:09.06	29.75s	29.58s

## Finish Position and metres gained

First Arrow shows distance gain/loss from 2nd Qtr to 3rd Qtr, Second Arrow shows distance gain/loss from 3rd Qtr to Finish Blue arrow indicates best gain in these quarters.



800

Visual positions in race at 2nd Quarter



400

Visual positions in race at 3rd Quarter



Powered by



Harness Analyser

Sectional Analysis Software

Not just form | Free Trial

[www.facebook.com/PJHarnessRacing](http://www.facebook.com/PJHarnessRacing)



RISE Digital, Harness Racing Australia nor the provider accepts any responsibility for the completeness or accuracy of any of the information contained herein, and makes no representations about its suitability for any particular purpose. Users should make their own judgements about those matters and/or seek independent advice. You assume all risks associated with use of data provided on this page

# Bathurst Race 8 Distance 2260m

Wednesday, 6 March 2024



Gross Time: 2:46.20 MileRate: 1:58.30 LeadTime: 46.70s First Qtr: 31.50s Second Qtr: 31.00s Third Qtr: 28.60s Fourth Qtr: 28.40s

DATA TABLE: 800 / 400 Posi's are position from leader and (how wide the horse was at that position)


NoHorse	Plc	Mar	800 Posi	400 Posi	Time	3rd Qtr	4th Qt
7 DEBONAIRE	1	0.0m	0.0m (0)	0.0m (0)	2:46.20	28.60s	28.40s
1 MAMMALS HEART	2	27.7m	12.9m (0)	20.9m (0)	2:48.27	29.16s	28.99s
4 ROCKY LEIGH	3	33.8m	11.7m (1)	19.5m (3)	2:48.72	29.15s	29.54s
9 CAMSTAR ROAD	4	36.0m	17.5m (0)	25.4m (0)	2:48.89	29.16s	29.29s
10 WARRADERRY	5	37.6m	7.5m (1)	15.3m (2)	2:49.01	29.15s	30.13s
2 FAY IRENE	6	43.6m	9.0m (0)	16.9m (0)	2:49.45	29.16s	30.45s
5 COUNT MONTECARLO	7	46.0m	16.2m (1)	24.6m (1)	2:49.63	29.19s	30.09s
8 WATTOSBLAZEOFGLORY	8	51.1m	20.7m (1)	23.7m (2)	2:50.01	28.81s	30.53s
6 OLIVIA SHANNON	9	57.7m	4.5m (0)	12.4m (0)	2:50.50	29.16s	31.82s
3 LIMBO LENNY	10	75.2m	2.7m (1)	13.3m (1)	2:51.81	29.35s	33.07s

## Finish Position and metres gained

First Arrow shows distance gain/loss from 2nd Qtr to 3rd Qtr,  
Second Arrow shows distance gain/loss from 3rd Qtr to Finish  
Blue arrow indicates best gain in these quarters.



Visual positions in race at 2nd Quarter



Visual positions in race at 3rd Quarter



# Bathurst Race 9 Distance 1730m

Wednesday, 6 March 2024


Gross Time: 2:05.30 MileRate: 1:56.50 LeadTime: 8.50s First Qtr: 29.20s Second Qtr: 30.20s Third Qtr: 29.10s Fourth Qtr: 28.30s

DATA TABLE: 800 / 400 Posi's are position from leader and (how wide the horse was at that position)


No	Horse	Plc	Mar	800 Posi	400 Posi	Time	3rd Qtr	4th Qt
6	BUDDY BRILLIANCE	1	0.0m	0.0m (0)	0.0m (0)	2:05.30	29.10s	28.30s
1	JUDITH GWENDA	2	3.9m	4.4m (0)	4.5m (0)	2:05.59	29.10s	28.27s
2	LAYLA SHANNON	3	4.9m	9.4m (0)	9.0m (0)	2:05.66	29.06s	28.02s
10	ART OF TERROR	4	11.2m	22.5m (1)	17.7m (1)	2:06.13	28.73s	27.87s
9	RENO ACE	5	16.6m	13.6m (0)	12.1m (1)	2:06.53	28.98s	28.67s
4	ALWAYSATTHEBEACH	6	19.1m	17.0m (1)	10.1m (2)	2:06.72	28.59s	29.00s
7	LETSTACOBOUTIT	7	37.6m	23.2m (0)	25.2m (0)	2:08.10	29.22s	29.30s
8	MAKE MINE BETTOR	8	46.2m	27.7m (0)	33.1m (0)	2:08.74	29.46s	29.38s
3	LAUREN LINO	9	49.2m	18.3m (0)	20.8m (0)	2:08.96	29.26s	30.48s
5	MOVES LIKE MIKI	10	61.1m	28.1m (1)	27.2m (1)	2:09.84	29.01s	30.90s

## Finish Position and metres gained

First Arrow shows distance gain/loss from 2nd Qtr to 3rd Qtr,  
Second Arrow shows distance gain/loss from 3rd Qtr to Finish  
Blue arrow indicates best gain in these quarters.



Visual positions in race at 2nd Quarter



Visual positions in race at 3rd Quarter