

Penrith Race 1 Distance 1720m

Thursday, 7 March 2024


Gross Time: 2:05.30 MileRate: 1:57.20 LeadTime: 7.80s First Qtr: 29.80s Second Qtr: 29.00s Third Qtr: 29.10s Fourth Qtr: 29.60s

DATA TABLE: 800 / 400 Posi's are position from leader and (how wide the horse was at that position)

No	Horse	Plc	Mar	800 Posi	400 Posi	Time	3rd Qtr	4th Qt
7	ROCKSIE ROCK	1	0.0m	9.4m (0)	12.6m (0)	2:05.30	29.34s	28.68s
1	SHEZA REBEL	2	0.4m	0.0m (0)	0.0m (0)	2:05.33	29.10s	29.63s
9	IDEAL REDEMPTION	3	1.2m	2.8m (1)	2.8m (1)	2:05.39	29.10s	29.49s
8	THE TIGER ARMY	4	1.6m	15.0m (1)	16.5m (2)	2:05.42	29.22s	28.52s
4	CROWN MOJO	5	5.0m	16.7m (0)	17.6m (0)	2:05.69	29.18s	28.71s
2	TELL ME THIS	6	6.6m	5.6m (0)	7.7m (0)	2:05.81	29.26s	29.55s
10	REIGN MAKER	7	8.1m	18.9m (1)	19.7m (1)	2:05.93	29.18s	28.79s
3	LILYS REASON	8	8.7m	11.1m (1)	12.6m (2)	2:05.97	29.22s	29.35s
5	SALERO	9	9.4m	23.3m (1)	23.0m (2)	2:06.03	29.10s	28.65s
6	BONUS BET	10	17.7m	7.2m (1)	12.1m (1)	2:06.67	29.46s	30.09s

Finish Position and metres gained

First Arrow shows distance gain/loss from 2nd Qtr to 3rd Qtr,
Second Arrow shows distance gain/loss from 3rd Qtr to Finish
Blue arrow indicates best gain in these quarters.



800

Visual positions in race at 2nd Quarter



400

Visual positions in race at 3rd Quarter



Powered by



Harness Analyser

Sectional Analysis Software

Not just form | Free Trial

www.facebook.com/PJHarnessRacing



RISE Digital, Harness Racing Australia nor the provider accepts any responsibility for the completeness or accuracy of any of the information contained herein, and makes no representations about its suitability for any particular purpose. Users should make their own judgements about those matters and/or seek independent advice. You assume all risks associated with use of data provided on this page

Penrith Race 2 Distance 2125m

Thursday, 7 March 2024


Gross Time: 2:38.50 MileRate: 2:00.00 LeadTime: 39.30s First Qtr: 31.90s Second Qtr: 30.10s Third Qtr: 28.30s Fourth Qtr: 28.90s

DATA TABLE: 800 / 400 Posi's are position from leader and (how wide the horse was at that position)

No	Horse	Plc	Mar	800 Posi	400 Posi	Time	3rd Qtr	4th Qt
10	CAPTAIN BLOOD	1	0.0m	14.2m (1)	3.4m (2)	2:38.50	27.54s	28.66s
2	DENNY ROCKS	2	0.4m	6.3m (1)	3.9m (1)	2:38.53	28.14s	28.65s
7	BARA RILEY	3	1.1m	4.0m (0)	3.9m (0)	2:38.58	28.30s	28.70s
3	OURTREACHEROUS REIGN	4	2.5m	2.3m (1)	0.0m (1)	2:38.69	28.14s	29.09s
9	LOORRIM CREEK	5	8.3m	10.0m (1)	7.9m (1)	2:39.13	28.16s	28.97s
4	RIPSTONE SNORTER	6	11.7m	18.2m (1)	11.8m (1)	2:39.39	27.86s	28.95s
8	MADAZALWAYS	7	15.3m	9.1m (0)	7.9m (0)	2:39.66	28.22s	29.50s
6	TIMELY SOVEREIGN	8	18.7m	13.7m (0)	11.8m (0)	2:39.92	28.18s	29.48s
1	THE POOBAH	9	20.3m	0.0m (0)	0.0m (0)	2:40.04	28.30s	30.44s

Finish Position and metres gained

First Arrow shows distance gain/loss from 2nd Qtr to 3rd Qtr, Second Arrow shows distance gain/loss from 3rd Qtr to Finish
Blue arrow indicates best gain in these quarters.



800

Visual positions in race at 2nd Quarter



400

Visual positions in race at 3rd Quarter



Powered by



Harness Analyser

Sectional Analysis Software

Not just form | Free Trial

www.facebook.com/PJHarnessRacing



RISE Digital, Harness Racing Australia nor the provider accepts any responsibility for the completeness or accuracy of any of the information contained herein, and makes no representations about its suitability for any particular purpose. Users should make their own judgements about those matters and/or seek independent advice. You assume all risks associated with use of data provided on this page

Penrith Race 3 Distance 1720m

Thursday, 7 March 2024

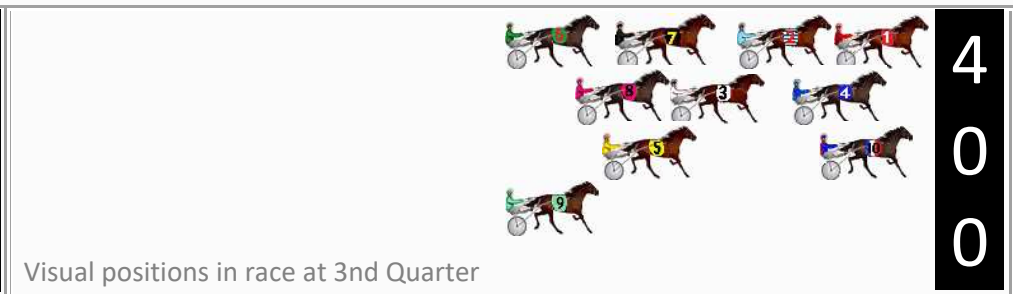


Gross Time: 2:04.80 MileRate: 1:56.80 LeadTime: 7.30s First Qtr: 28.00s Second Qtr: 30.90s Third Qtr: 29.70s Fourth Qtr: 28.90s

DATA TABLE: 800 / 400 Posi's are position from leader and (how wide the horse was at that position)

No	Horse	Plc	Mar	800 Posi	400 Posi	Time	3rd Qtr	4th Qt
8	POLKA DELIGHT	1	0.0m	9.2m (1)	10.4m (1)	2:04.80	29.78s	28.14s
1	POPS BOY	2	2.9m	0.0m (0)	0.0m (0)	2:05.02	29.70s	29.12s
4	FATHER BOB	3	3.1m	0.6m (1)	1.7m (1)	2:05.04	29.78s	29.02s
10	MONEYS ON MATILDA	4	3.4m	7.6m (2)	0.6m (2)	2:05.06	29.18s	29.12s
9	KATCHAR SHOOBEE	5	5.7m	13.6m (1)	13.2m (3)	2:05.23	29.66s	28.37s
2	SCOTTS RAIN	6	6.7m	4.6m (0)	3.9m (0)	2:05.31	29.64s	29.13s
6	PALATINO	7	7.4m	13.0m (0)	13.2m (0)	2:05.36	29.70s	28.50s
3	DAN FERNANDO	8	8.6m	5.2m (1)	6.6m (1)	2:05.45	29.80s	29.07s
7	DANCE FOR GLORY	9	8.8m	8.7m (0)	8.8m (0)	2:05.47	29.70s	28.93s
5	PERFECT CUT	10	27.5m	13.6m (2)	9.3m (2)	2:06.89	29.38s	30.31s

Finish Position and metres gained

First Arrow shows distance gain/loss from 2nd Qtr to 3rd Qtr, Second Arrow shows distance gain/loss from 3rd Qtr to Finish Blue arrow indicates best gain in these quarters.



Penrith Race 4 Distance 1720m

Thursday, 7 March 2024


Gross Time: 2:03.90 MileRate: 1:55.90 LeadTime: 7.50s First Qtr: 29.70s Second Qtr: 29.80s Third Qtr: 28.30s Fourth Qtr: 28.60s

DATA TABLE: 800 / 400 Posi's are position from leader and (how wide the horse was at that position)

NoHorse	Plc	Mar	800 Posi	400 Posi	Time	3rd Qtr	4th Qt
3 YOUTAKEMYBREATH AWAY	1	0.0m	0.0m (0)	0.0m (0)	2:03.90	28.30s	28.60s
7 MARIA ALLEGONDA	2	3.3m	8.3m (0)	11.9m (1)	2:04.15	28.56s	28.01s
9 HEAVENLY BELLE	3	4.6m	11.4m (1)	8.5m (2)	2:04.25	28.10s	28.35s
2 MIZZZ ADELE	4	11.6m	6.8m (1)	7.9m (1)	2:04.77	28.38s	28.91s
10 RADIANT AMBER	5	13.7m	15.6m (1)	13.0m (2)	2:04.93	28.12s	28.71s
5 HEAVENLY REASON	6	20.0m	19.9m (1)	18.1m (2)	2:05.40	28.18s	28.82s
11 LENNYS ANGEL	7	21.1m	13.7m (0)	15.8m (1)	2:05.48	28.46s	29.06s
6 DIDSHEDOIT	8	25.3m	17.6m (0)	20.9m (0)	2:05.80	28.54s	29.02s
4 SNOW HUNTER	9	42.1m	2.3m (1)	3.4m (1)	2:07.06	28.38s	31.52s
1 OJENNY MAY	10	52.8m	4.3m (0)	7.9m (0)	2:07.87	28.56s	32.01s

Finish Position and metres gained

First Arrow shows distance gain/loss from 2nd Qtr to 3rd Qtr, Second Arrow shows distance gain/loss from 3rd Qtr to Finish Blue arrow indicates best gain in these quarters.



800

Visual positions in race at 2nd Quarter



400

Visual positions in race at 3rd Quarter



Powered by



Harness Analyser

Sectional Analysis Software

Not just form | Free Trial

www.facebook.com/PJHarnessRacing



RISE Digital, Harness Racing Australia nor the provider accepts any responsibility for the completeness or accuracy of any of the information contained herein, and makes no representations about its suitability for any particular purpose. Users should make their own judgements about those matters and/or seek independent advice. You assume all risks associated with use of data provided on this page

Penrith Race 5 Distance 1720m

Thursday, 7 March 2024

Gross Time: 2:03.20

MileRate: 1:55.20

LeadTime: 7.20s

First Qtr: 28.10s

Second Qtr: 29.10s

Third Qtr: 28.80s


Fourth Qtr: 30.00s

DATA TABLE: 800 / 400 Posi's are position from leader and (how wide the horse was at that position)

No	Horse	Plc	Mar	800 Posi	400 Posi	Time	3rd Qtr	4th Qt
10	OUR UNCLE JIM	1	0.0m	23.5m (1)	15.3m (2)	2:03.20	28.24s	28.88s
7	FOXY DADA	2	0.5m	8.4m (0)	6.6m (1)	2:03.24	28.68s	29.56s
6	SHADES OF HEAVEN	3	3.0m	2.8m (1)	2.2m (1)	2:03.44	28.76s	30.08s
4	BETTOR TO BE TRICKY	4	5.5m	15.1m (1)	13.7m (0)	2:03.63	28.72s	29.43s
2	KEILOR BABY SHARK	5	5.9m	0.0m (0)	0.0m (0)	2:03.66	28.80s	30.46s
1	MAJOR STATEMENT	6	7.1m	4.5m (0)	3.8m (0)	2:03.76	28.76s	30.28s
3	YANKEE IDEAL	7	9.7m	10.6m (1)	9.9m (2)	2:03.96	28.76s	30.04s
5	BLAZING SHANNON	8	20.3m	6.7m (1)	6.3m (2)	2:04.80	28.78s	31.14s
9	SIGHT TO SEE	9	20.8m	19.6m (1)	18.1m (1)	2:04.83	28.72s	30.31s
8	DANCE AND DELIVER	10	88.4m	14.0m (0)	19.7m (0)	2:10.15	29.24s	35.51s

Finish Position and metres gained

First Arrow shows distance gain/loss from 2nd Qtr to 3rd Qtr, Second Arrow shows distance gain/loss from 3rd Qtr to Finish
Blue arrow indicates best gain in these quarters.



800

Visual positions in race at 2nd Quarter



400

Visual positions in race at 3rd Quarter



Powered by



Harness Analyser

Sectional Analysis Software

Not just form | Free Trial

www.facebook.com/PJHarnessRacing



RISE Digital, Harness Racing Australia nor the provider accepts any responsibility for the completeness or accuracy of any of the information contained herein, and makes no representations about its suitability for any particular purpose. Users should make their own judgements about those matters and/or seek independent advice. You assume all risks associated with use of data provided on this page

Penrith Race 6 Distance 2125m

Thursday, 7 March 2024

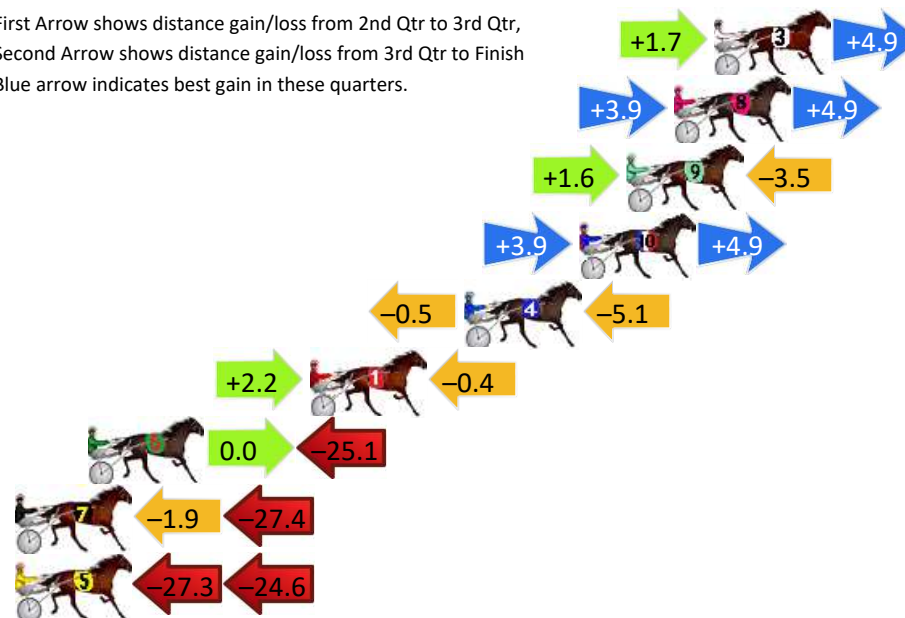
Gross Time: 2:40.90 MileRate: 2:01.80 LeadTime: 38.40s First Qtr: 32.20s Second Qtr: 31.10s Third Qtr: 29.50s Fourth Qtr: 29.70s

DATA TABLE: 800 / 400 Posi's are position from leader and (how wide the horse was at that position)

No	Horse	Plc	Mar	800 Posi	400 Posi	Time	3rd Qtr	4th Qt
3	BIRDY GAL	1	0.0m	6.6m (1)	4.9m (1)	2:40.90	29.38s	29.34s
8	DEEBO	2	1.6m	10.4m (1)	6.5m (2)	2:41.02	29.22s	29.34s
9	MODERN MILEY	3	3.5m	1.6m (1)	0.0m (1)	2:41.17	29.38s	29.97s
10	KNIGHT WALKER	4	5.4m	14.2m (1)	10.3m (2)	2:41.32	29.22s	29.36s
4	DANCING WITH MY EX	5	10.0m	4.4m (0)	4.9m (0)	2:41.68	29.54s	30.12s
1	ARTFUL BABE	6	16.2m	18.0m (0)	15.8m (1)	2:42.16	29.34s	29.80s
6	OKAY GRINGO	7	25.1m	0.0m (0)	0.0m (0)	2:42.85	29.50s	31.65s
7	HIGHWAY WRITER	8	39.1m	9.8m (0)	11.7m (0)	2:43.94	29.64s	31.88s
5	IDEAL COPY	9	70.5m	18.6m (1)	45.9m (0)	2:46.39	31.52s	31.81s

Finish Position and metres gained

First Arrow shows distance gain/loss from 2nd Qtr to 3rd Qtr,
Second Arrow shows distance gain/loss from 3rd Qtr to Finish
Blue arrow indicates best gain in these quarters.



800

Visual positions in race at 2nd Quarter



400

Visual positions in race at 3rd Quarter



Powered by



Harness Analyser

Sectional Analysis Software

Not just form | Free Trial

www.facebook.com/PJHarnessRacing



RISE Digital, Harness Racing Australia nor the provider accepts any responsibility for the completeness or accuracy of any of the information contained herein, and makes no representations about its suitability for any particular purpose. Users should make their own judgements about those matters and/or seek independent advice. You assume all risks associated with use of data provided on this page

Penrith Race 7 Distance 1720m

Thursday, 7 March 2024

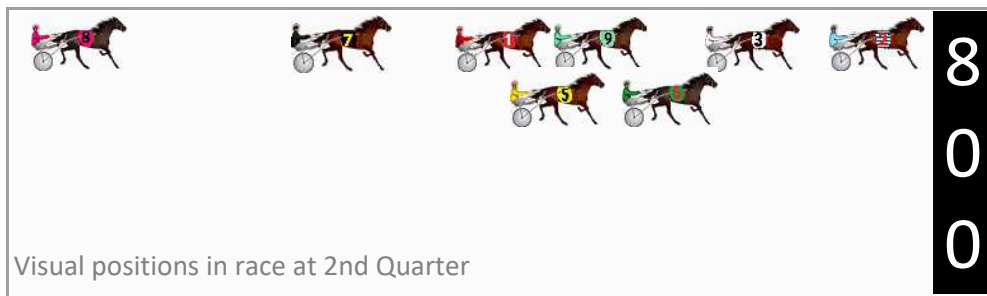

Gross Time: 2:07.90 MileRate: 1:59.70 LeadTime: 7.40s First Qtr: 30.20s Second Qtr: 31.90s Third Qtr: 29.00s Fourth Qtr: 29.40s

DATA TABLE: 800 / 400 Posi's are position from leader and (how wide the horse was at that position)


NoHorse	Plc	Mar	800 Posi	400 Posi	Time	3rd Qtr	4th Qt
2 OUR ULTIMATE STORMY	1	0.0m	0.0m (0)	0.0m (0)	2:07.90	29.00s	29.40s
3 VESPA STRIDE	2	14.1m	5.0m (0)	8.8m (0)	2:08.99	29.28s	29.85s
5 SEEKING PLEASURE	3	16.9m	12.8m (1)	9.9m (1)	2:09.20	28.80s	29.98s
6 KASBAH	4	20.8m	8.3m (1)	4.4m (0)	2:09.50	28.72s	30.68s
1 DUTY OF CARE	5	23.7m	15.0m (0)	16.0m (2)	2:09.73	29.08s	30.07s
9 CHARJO	6	26.7m	11.1m (0)	14.9m (1)	2:09.96	29.28s	30.38s
4 RED SAPPHIRE	7	30.8m	38.3m (0)	22.1m (1)	2:10.27	27.84s	30.17s
7 KINGSTON RAINBOW	8	58.7m	21.6m (0)	27.0m (1)	2:12.43	29.40s	31.97s
8 LOCKITINEDDY	9	149.3m	90.7m (0)	99.2m (0)	2:19.41	29.66s	33.71s

Finish Position and metres gained

First Arrow shows distance gain/loss from 2nd Qtr to 3rd Qtr, Second Arrow shows distance gain/loss from 3rd Qtr to Finish
Blue arrow indicates best gain in these quarters.



Visual positions in race at 2nd Quarter



Visual positions in race at 3rd Quarter



Powered by
PJ

Harness Analyser

Sectional Analysis Software
Not just form | Free Trial

www.facebook.com/PJHarnessRacing



RISE Digital, Harness Racing Australia nor the provider accepts any responsibility for the completeness or accuracy of any of the information contained herein, and makes no representations about its suitability for any particular purpose. Users should make their own judgements about those matters and/or seek independent advice. You assume all risks associated with use of data provided on this page

Penrith Race 8 Distance 2125m

Thursday, 7 March 2024


Gross Time: 2:40.00 MileRate: 2:01.20 LeadTime: 39.00s First Qtr: 32.20s Second Qtr: 30.90s Third Qtr: 28.10s Fourth Qtr: 29.80s

DATA TABLE: 800 / 400 Posi's are position from leader and (how wide the horse was at that position)

No	Horse	Plc	Mar	800 Posi	400 Posi	Time	3rd Qtr	4th Qt
1	SILENT REACTION	1	0.0m	0.0m (0)	0.0m (0)	2:40.00	28.10s	29.80s
2	SARGE	2	4.3m	5.4m (0)	7.2m (0)	2:40.34	28.24s	29.62s
4	HELLOFALASS	3	8.1m	1.7m (1)	2.2m (1)	2:40.63	28.14s	30.27s
9	DON KEE	4	13.8m	14.9m (0)	18.4m (0)	2:41.08	28.38s	29.56s
7	THE MALDIVES	5	14.0m	9.7m (0)	12.8m (0)	2:41.09	28.34s	29.97s
3	GREY CADILLAC	6	14.6m	6.9m (1)	14.5m (1)	2:41.14	28.66s	29.90s
10	RUM DELIGHT	7	16.0m	16.0m (1)	20.6m (2)	2:41.25	28.46s	29.57s
6	FLYIN CIRCLES	8	17.2m	20.6m (1)	25.6m (2)	2:41.34	28.50s	29.30s
5	LYNNSANITY	9	17.4m	19.5m (0)	23.4m (0)	2:41.36	28.42s	29.48s
8	ULTIMATE AD	10	18.8m	12.0m (1)	18.9m (1)	2:41.47	28.62s	29.91s


Finish Position and metres gained

First Arrow shows distance gain/loss from 2nd Qtr to 3rd Qtr,
Second Arrow shows distance gain/loss from 3rd Qtr to Finish
Blue arrow indicates best gain in these quarters.



800

Visual positions in race at 2nd Quarter



400

Visual positions in race at 3rd Quarter



Powered by



Harness Analyser

Sectional Analysis Software

Not just form | Free Trial

www.facebook.com/PJHarnessRacing



RISE Digital, Harness Racing Australia nor the provider accepts any responsibility for the completeness or accuracy of any of the information contained herein, and makes no representations about its suitability for any particular purpose. Users should make their own judgements about those matters and/or seek independent advice. You assume all risks associated with use of data provided on this page

Penrith Race 9 Distance 2125m

Thursday, 7 March 2024

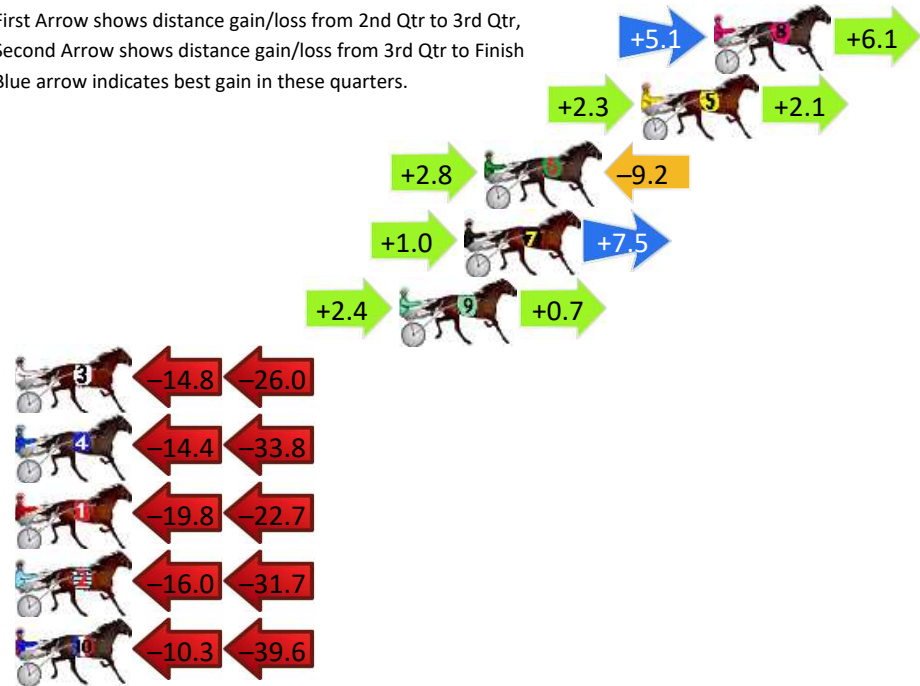
Gross Time: 2:39.00 MileRate: 2:00.40 LeadTime: 37.10s First Qtr: 32.00s Second Qtr: 31.80s Third Qtr: 28.70s Fourth Qtr: 29.40s

DATA TABLE: 800 / 400 Posi's are position from leader and (how wide the horse was at that position)

No	Horse	Plc	Mar	800 Posi	400 Posi	Time	3rd Qtr	4th Qt
8	WINGMAN LOU	1	0.0m	11.2m (1)	6.1m (1)	2:39.00	28.34s	28.96s
5	BARA DAMON	2	2.9m	7.3m (1)	5.0m (0)	2:39.22	28.54s	29.26s
6	ROYAL VINCENT	3	9.2m	2.8m (1)	0.0m (0)	2:39.71	28.50s	30.11s
7	NITRO DANNY	4	10.0m	18.5m (0)	17.5m (1)	2:39.77	28.64s	28.91s
9	ROCKETON	5	12.6m	15.7m (1)	13.3m (1)	2:39.97	28.54s	29.41s
3	MY FRIEND MOLLY	6	45.9m	5.1m (0)	19.9m (0)	2:42.54	29.78s	31.50s
4	AQUILA CASTELLO	7	48.2m	0.0m (0)	14.4m (0)	2:42.72	29.74s	32.08s
1	ESJAY THE NOMAD	8	56.5m	14.0m (0)	33.8m (0)	2:43.36	30.14s	31.32s
2	AMERICAN BREEZE	9	57.2m	9.5m (0)	25.5m (1)	2:43.41	29.86s	31.97s
10	BETTOR A GIRL	10	66.7m	16.8m (2)	27.1m (2)	2:44.14	29.46s	32.58s

Finish Position and metres gained

First Arrow shows distance gain/loss from 2nd Qtr to 3rd Qtr,
Second Arrow shows distance gain/loss from 3rd Qtr to Finish
Blue arrow indicates best gain in these quarters.



800

Visual positions in race at 2nd Quarter



400

Visual positions in race at 3rd Quarter



Powered by



Harness Analyser

Sectional Analysis Software

Not just form | Free Trial

www.facebook.com/PJHarnessRacing



RISE Digital, Harness Racing Australia nor the provider accepts any responsibility for the completeness or accuracy of any of the information contained herein, and makes no representations about its suitability for any particular purpose. Users should make their own judgements about those matters and/or seek independent advice. You assume all risks associated with use of data provided on this page