

Newcastle Race 1 Distance 1609m

Friday, 8 March 2024


Gross Time: 1:55.90 MileRate: 1:55.90 LeadTime: 0.00s First Qtr: 28.10s Second Qtr: 28.90s Third Qtr: 29.60s Fourth Qtr: 29.30s

DATA TABLE: 800 / 400 Posi's are position from leader and (how wide the horse was at that position)

No	Horse	Plc	Mar	800 Posi	400 Posi	Time	3rd Qtr	4th Qt
7	ROCK RUBY ROCK	1	0.0m	20.9m (1)	9.8m (3)	1:55.90	28.82s	28.58s
10	HALSEY NICOLE	2	3.6m	16.4m (1)	13.7m (2)	1:56.18	29.42s	28.58s
2	DOUBLE LINES	3	6.9m	4.5m (0)	4.4m (0)	1:56.43	29.60s	29.51s
9	IMPERIAL SNAPPER	4	8.2m	13.4m (0)	13.1m (0)	1:56.53	29.60s	28.97s
1	NASHOLI	5	9.2m	8.9m (0)	8.8m (0)	1:56.61	29.60s	29.37s
6	BEE SEVENTEEN	6	9.6m	24.8m (1)	15.3m (3)	1:56.64	28.94s	28.92s
5	SKY DIAMOND	7	9.8m	0.0m (0)	0.0m (0)	1:56.65	29.60s	30.05s
4	SAFE JEWELS	8	19.8m	12.5m (1)	10.9m (1)	1:57.42	29.50s	30.02s
3	HEEZ REASONABLE	9	26.5m	8.6m (1)	8.2m (2)	1:57.94	29.58s	30.74s
11	IMFEELINGIT	10	43.7m	4.2m (1)	4.4m (1)	1:59.26	29.62s	32.34s

Finish Position and metres gained

First Arrow shows distance gain/loss from 2nd Qtr to 3rd Qtr, Second Arrow shows distance gain/loss from 3rd Qtr to Finish
Blue arrow indicates best gain in these quarters.



Visual positions in race at 2nd Quarter

800



Visual positions in race at 3rd Quarter

400



Powered by



Harness Analyser

Sectional Analysis Software

Not just form | Free Trial

www.facebook.com/PJHarnessRacing



RISE Digital, Harness Racing Australia nor the provider accepts any responsibility for the completeness or accuracy of any of the information contained herein, and makes no representations about its suitability for any particular purpose. Users should make their own judgements about those matters and/or seek independent advice. You assume all risks associated with use of data provided on this page

Newcastle Race 2 Distance 1609m

Friday, 8 March 2024



Gross Time: 1:56.30 MileRate: 1:56.30 LeadTime: 0.00s First Qtr: 27.70s Second Qtr: 31.50s Third Qtr: 28.00s Fourth Qtr: 29.10s

DATA TABLE: 800 / 400 Posi's are position from leader and (how wide the horse was at that position)

No	Horse	Plc	Mar	800 Posi	400 Posi	Time	3rd Qtr	4th Qt
9	MAJOR MICKEY	1	0.0m	14.1m (0)	12.4m (0)	1:56.30	27.90s	28.22s
8	BAT MATSON	2	3.1m	17.0m (1)	15.8m (1)	1:56.54	27.94s	28.22s
3	TEAK	3	3.3m	8.3m (1)	7.9m (1)	1:56.55	27.98s	28.79s
1	DAGGY LAMB	4	3.9m	9.8m (0)	8.5m (0)	1:56.60	27.92s	28.80s
4	ZEN MASTER	5	4.5m	0.0m (0)	0.0m (0)	1:56.64	28.00s	29.44s
10	SINBINNED	6	4.9m	12.7m (1)	11.8m (1)	1:56.67	27.96s	28.63s
6	CLASSIE AMERICAN	7	6.0m	18.4m (0)	16.4m (0)	1:56.76	27.88s	28.40s
2	DILETTO	8	8.7m	5.2m (0)	4.5m (0)	1:56.96	27.96s	29.44s
7	BENJIMAGEE	9	8.7m	3.7m (1)	3.4m (1)	1:56.96	27.98s	29.52s
5	KARAOKE KING	10	52.5m	31.9m (0)	34.1m (0)	2:00.31	28.20s	30.69s

Finish Position and metres gained

First Arrow shows distance gain/loss from 2nd Qtr to 3rd Qtr,
Second Arrow shows distance gain/loss from 3rd Qtr to Finish
Blue arrow indicates best gain in these quarters.



Newcastle Race 3 Distance 2030m

Friday, 8 March 2024

Gross Time: 2:25.30

MileRate: 1:55.20

LeadTime: 29.10s

First Qtr: 31.20s

Second Qtr: 29.10s

Third Qtr: 27.80s


Fourth Qtr: 28.10s

DATA TABLE: 800 / 400 Posi's are position from leader and (how wide the horse was at that position)

NoHorse	Plc	Mar	800 Posi	400 Posi	Time	3rd Qtr	4th Qt
5 CAULONIA COURAGE	1	0.0m	0.0m (0)	0.0m (0)	2:25.30	27.80s	28.10s
4 KILLARA JUGGERNAUT	2	7.7m	13.9m (0)	13.8m (0)	2:25.87	27.80s	27.71s
9 STEALTH BOMBA	3	8.5m	9.8m (0)	9.8m (0)	2:25.93	27.80s	28.05s
1 GO AWAY AGAIN	4	14.6m	5.2m (0)	5.2m (0)	2:26.38	27.80s	28.82s
10 MAN FROM BRAAVOS	5	21.4m	12.5m (1)	13.8m (2)	2:26.88	27.90s	28.72s
7 ULTRA BLISS	6	22.7m	19.7m (0)	19.0m (0)	2:26.98	27.76s	28.46s
6 PRINCE OF PEACE	7	22.9m	17.1m (1)	18.4m (2)	2:26.99	27.90s	28.51s
8 BIG BLACK DIAMOND	8	23.9m	21.1m (1)	17.9m (1)	2:27.07	27.58s	28.63s
3 ROUGE BLING	9	32.7m	3.2m (1)	9.2m (1)	2:27.72	28.22s	29.88s
2 HES GOT THE LOOK	10	51.3m	7.8m (1)	14.4m (1)	2:29.09	28.26s	30.89s

Finish Position and metres gained

First Arrow shows distance gain/loss from 2nd Qtr to 3rd Qtr,
Second Arrow shows distance gain/loss from 3rd Qtr to Finish
Blue arrow indicates best gain in these quarters.



800

Visual positions in race at 2nd Quarter



400

Visual positions in race at 3rd Quarter



Powered by



Harness Analyser

Sectional Analysis Software

Not just form | Free Trial

www.facebook.com/PJHarnessRacing



RISE Digital, Harness Racing Australia nor the provider accepts any responsibility for the completeness or accuracy of any of the information contained herein, and makes no representations about its suitability for any particular purpose. Users should make their own judgements about those matters and/or seek independent advice. You assume all risks associated with use of data provided on this page

Newcastle Race 4 Distance 1609m

Friday, 8 March 2024

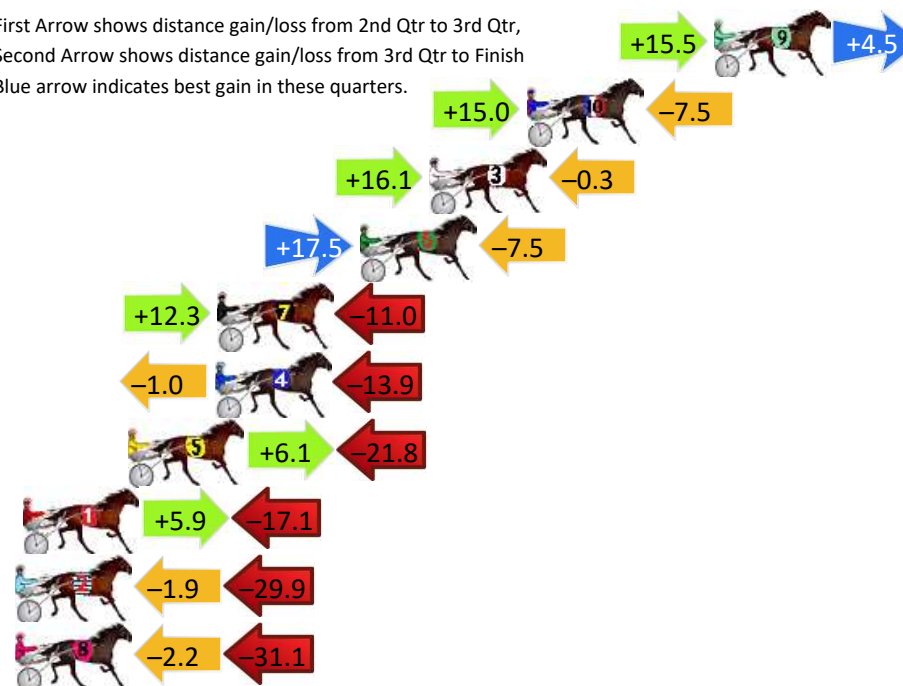
Gross Time: 1:52.60 MileRate: 1:52.60 LeadTime: 0.00s First Qtr: 27.80s Second Qtr: 26.90s Third Qtr: 29.00s Fourth Qtr: 28.90s

DATA TABLE: 800 / 400 Posi's are position from leader and (how wide the horse was at that position)

No	Horse	Plc	Mar	800 Posi	400 Posi	Time	3rd Qtr	4th Qt
9	I BREAK THE LINE	1	0.0m	20.0m (1)	4.5m (4)	1:52.60	27.98s	28.58s
10	DADNDAVE	2	7.5m	15.0m (1)	0.0m (3)	1:53.17	28.00s	29.47s
3	BETTOR LISTEN	3	11.4m	27.2m (0)	11.1m (3)	1:53.46	27.98s	28.96s
6	SOHO RHAPSODY	4	14.2m	24.2m (1)	6.7m (3)	1:53.68	27.86s	29.50s
7	ARDENS REALITY	5	19.9m	21.2m (0)	8.9m (2)	1:54.11	28.22s	29.77s
4	COLBY	6	20.0m	5.1m (0)	6.1m (1)	1:54.12	29.10s	29.98s
5	MCCRIKEY	7	23.5m	7.8m (1)	1.7m (1)	1:54.38	28.60s	30.56s
1	TYGAR	8	27.7m	16.5m (0)	10.6m (0)	1:54.70	28.66s	30.24s
2	CORAL STRIDE	9	32.1m	0.3m (0)	2.2m (0)	1:55.03	29.14s	31.17s
8	CELESTIAL GOSSIP	10	33.3m	0.0m (1)	2.2m (2)	1:55.13	29.16s	31.27s

Finish Position and metres gained

First Arrow shows distance gain/loss from 2nd Qtr to 3rd Qtr,
Second Arrow shows distance gain/loss from 3rd Qtr to Finish
Blue arrow indicates best gain in these quarters.



Visual positions in race at 2nd Quarter

800



Visual positions in race at 3rd Quarter

400



Powered by



Harness Analyser

Sectional Analysis Software

Not just form | Free Trial

www.facebook.com/PJHarnessRacing



RISE Digital, Harness Racing Australia nor the provider accepts any responsibility for the completeness or accuracy of any of the information contained herein, and makes no representations about its suitability for any particular purpose. Users should make their own judgements about those matters and/or seek independent advice. You assume all risks associated with use of data provided on this page

Newcastle Race 5 Distance 1609m

Friday, 8 March 2024

Gross Time: 1:51.10

MileRate: 1:51.10

LeadTime: 0.00s

First Qtr: 27.60s

Second Qtr: 28.60s

Third Qtr: 27.50s

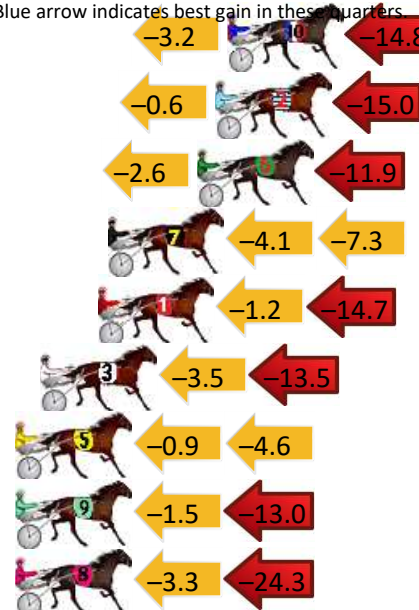
Fourth Qtr: 27.40s

DATA TABLE: 800 / 400 Posi's are position from leader and (how wide the horse was at that position)

No	Horse	Plc	Mar	800 Posi	400 Posi	Time	3rd Qtr	4th Qt
4	PITCH PERFECT	1	0.0m	0.0m (0)	0.0m (0)	1:51.10	27.50s	27.40s
10	MASTER CATCH	2	19.5m	1.5m (1)	4.7m (1)	1:52.51	27.72s	28.49s
2	SWELL TIME	3	20.0m	4.4m (0)	5.0m (0)	1:52.54	27.54s	28.50s
6	SURFERS DELIGHT	4	20.7m	6.2m (1)	8.8m (1)	1:52.59	27.68s	28.29s
7	SAHARA SIROCCO	5	24.3m	12.9m (0)	17.0m (0)	1:52.85	27.78s	27.99s
1	SPIRIT KING	6	24.7m	8.8m (0)	10.0m (0)	1:52.88	27.58s	28.50s
3	HEAVENLY HOLLY	7	27.0m	10.0m (1)	13.5m (1)	1:53.05	27.74s	28.43s
5	SPORTY DANCER	8	28.6m	23.1m (1)	24.0m (0)	1:53.16	27.56s	27.82s
9	GLIDING AWAY	9	29.4m	14.9m (1)	16.4m (2)	1:53.22	27.60s	28.40s
8	SAGINAW	10	46.6m	19.0m (1)	22.3m (2)	1:54.46	27.72s	29.24s

Finish Position and metres gained

First Arrow shows distance gain/loss from 2nd Qtr to 3rd Qtr,
Second Arrow shows distance gain/loss from 3rd Qtr to Finish
Blue arrow indicates best gain in these quarters



800

Visual positions in race at 2nd Quarter



400

Visual positions in race at 3rd Quarter



Powered by



Harness Analyser

Sectional Analysis Software

Not just form | Free Trial

www.facebook.com/PJHarnessRacing



RISE Digital, Harness Racing Australia nor the provider accepts any responsibility for the completeness or accuracy of any of the information contained herein, and makes no representations about its suitability for any particular purpose. Users should make their own judgements about those matters and/or seek independent advice. You assume all risks associated with use of data provided on this page

Newcastle Race 6 Distance 1609m

Friday, 8 March 2024

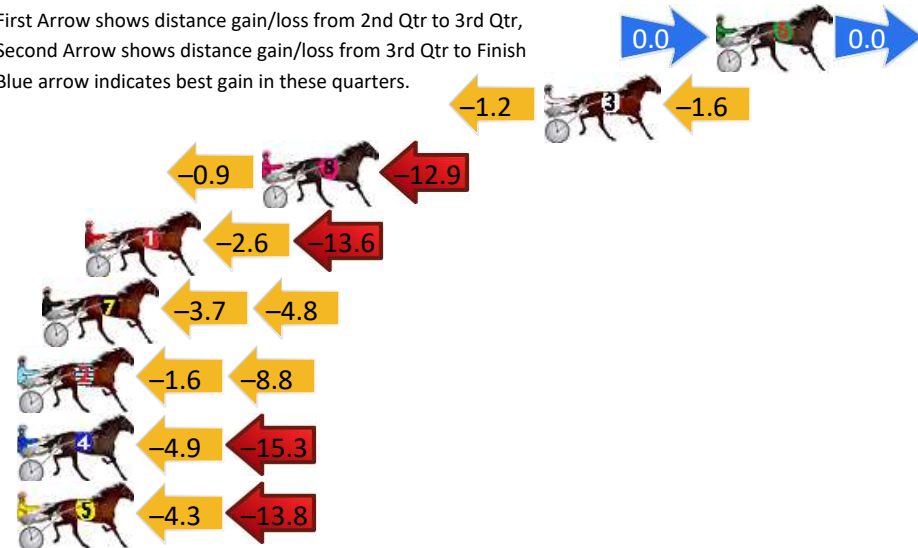
Gross Time: 1:55.40 MileRate: 1:55.40 LeadTime: 0.00s First Qtr: 29.50s Second Qtr: 30.70s Third Qtr: 27.40s Fourth Qtr: 27.80s

DATA TABLE: 800 / 400 Posi's are position from leader and (how wide the horse was at that position)

No	Horse	Plc	Mar	800 Posi	400 Posi	Time	3rd Qtr	4th Qt
6	AMERICAN BEAUTY	1	0.0m	0.0m (0)	0.0m (0)	1:55.40	27.40s	27.80s
3	ADRENALINE RUSH	2	6.9m	4.1m (0)	5.3m (0)	1:55.90	27.48s	27.94s
8	SAVEEON	3	18.2m	4.4m (1)	5.3m (1)	1:56.73	27.46s	28.77s
1	ALWAYS ON THE RUN	4	25.3m	9.1m (0)	11.7m (0)	1:57.25	27.58s	28.85s
7	SHIRALEE	5	27.0m	18.5m (1)	22.2m (2)	1:57.37	27.66s	28.25s
2	GOD DAM	6	28.6m	18.2m (0)	19.8m (0)	1:57.49	27.52s	28.53s
4	MAID OF MONEY	7	29.3m	9.1m (1)	14.0m (1)	1:57.54	27.74s	28.98s
5	CEE OH DEE	8	31.9m	13.8m (1)	18.1m (1)	1:57.73	27.70s	28.89s

Finish Position and metres gained

First Arrow shows distance gain/loss from 2nd Qtr to 3rd Qtr,
Second Arrow shows distance gain/loss from 3rd Qtr to Finish
Blue arrow indicates best gain in these quarters.



800

Visual positions in race at 2nd Quarter



400

Visual positions in race at 3rd Quarter



Powered by



Harness Analyser

Sectional Analysis Software

Not just form | Free Trial

www.facebook.com/PJHarnessRacing



RISE Digital, Harness Racing Australia nor the provider accepts any responsibility for the completeness or accuracy of any of the information contained herein, and makes no representations about its suitability for any particular purpose. Users should make their own judgements about those matters and/or seek independent advice. You assume all risks associated with use of data provided on this page

Newcastle Race 7 Distance 1609m

Friday, 8 March 2024

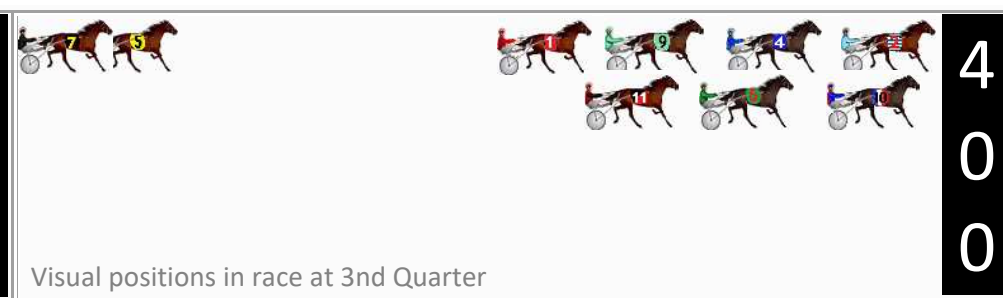

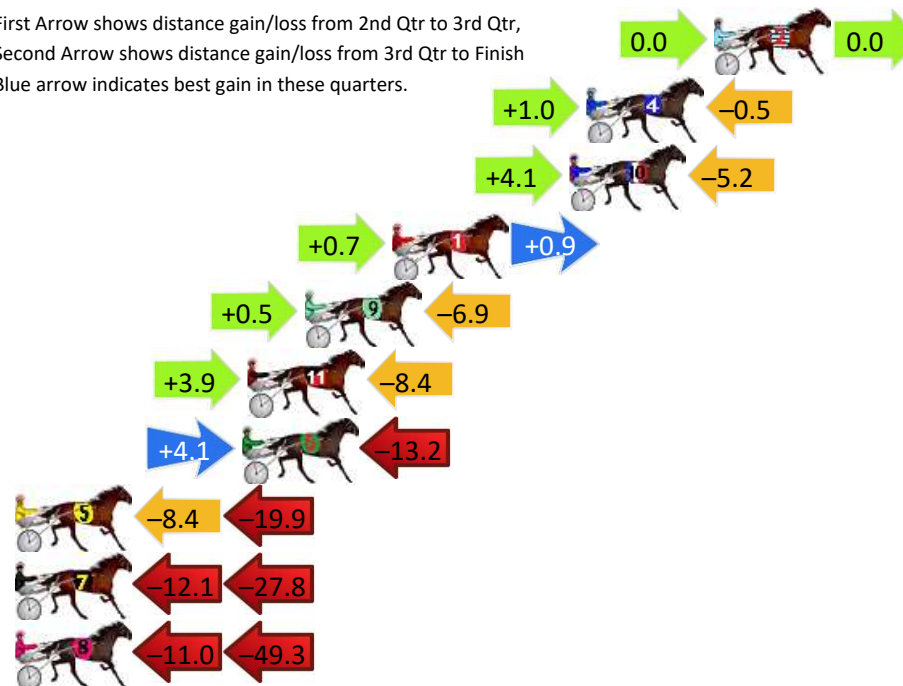
Gross Time: 1:57.50 MileRate: 1:57.50 LeadTime: 0.00s First Qtr: 30.60s Second Qtr: 30.70s Third Qtr: 28.90s Fourth Qtr: 27.30s

DATA TABLE: 800 / 400 Posi's are position from leader and (how wide the horse was at that position)

No	Horse	Plc	Mar	800 Posi	400 Posi	Time	3rd Qtr	4th Qt
2	HEEZA MALTEEZA	1	0.0m	0.0m (0)	0.0m (0)	1:57.50	28.90s	27.30s
4	DANCE WITH CARMER	2	5.1m	5.6m (0)	4.6m (0)	1:57.87	28.82s	27.35s
10	OUR ULTIMATE JESSY	3	5.8m	4.7m (1)	0.6m (1)	1:57.92	28.60s	27.68s
1	BJORN BEE VANCE	4	12.9m	14.5m (0)	13.8m (0)	1:58.43	28.82s	27.27s
9	OUR ULTIMATE ROXY	5	16.4m	10.0m (0)	9.5m (0)	1:58.68	28.84s	27.82s
11	LIGHTNING MY QUEEN	6	18.7m	14.2m (1)	10.3m (1)	1:58.84	28.60s	27.92s
6	MISS PERIGNON	7	18.9m	9.8m (1)	5.7m (1)	1:58.86	28.60s	28.26s
5	WOOPAA	8	50.3m	22.0m (1)	30.4m (0)	2:01.11	29.44s	28.79s
7	ARISE LAZARUS	9	63.9m	24.0m (0)	36.1m (0)	2:02.09	29.70s	29.37s
8	CAPTAIN KAOS	10	144.4m	84.1m (0)	95.1m (0)	2:07.88	29.50s	31.04s

Finish Position and metres gained

First Arrow shows distance gain/loss from 2nd Qtr to 3rd Qtr,
Second Arrow shows distance gain/loss from 3rd Qtr to Finish
Blue arrow indicates best gain in these quarters.



Newcastle Race 8 Distance 2030m

Friday, 8 March 2024

Gross Time: 2:32.30

MileRate: 2:00.80

LeadTime: 32.50s

First Qtr: 32.40s

Second Qtr: 30.20s

Third Qtr: 29.00s

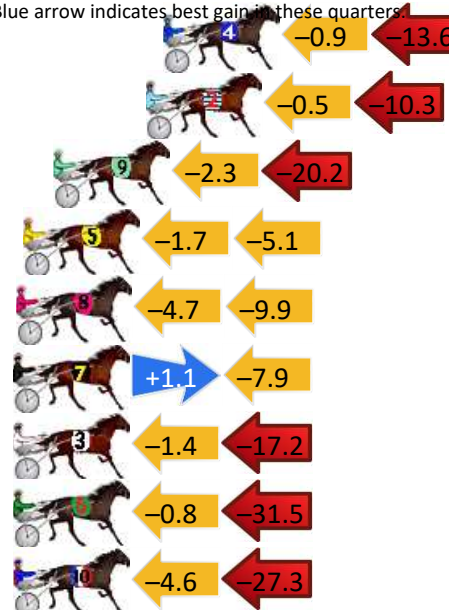
Fourth Qtr: 28.20s

DATA TABLE: 800 / 400 Posi's are position from leader and (how wide the horse was at that position)

No	Horse	Plc	Mar	800 Posi	400 Posi	Time	3rd Qtr	4th Qt
1	CONOR MCGREGOR	1	0.0m	0.0m (0)	0.0m (0)	2:32.30	29.00s	28.20s
4	MISS OUT	2	22.0m	7.5m (1)	8.4m (1)	2:33.93	29.06s	29.23s
2	RAINBOW REASON	3	22.7m	11.9m (1)	12.4m (1)	2:33.98	29.02s	29.00s
9	SEACRAFT	4	26.4m	3.9m (0)	6.2m (0)	2:34.26	29.16s	29.72s
5	IM NO GIFT	5	27.6m	20.8m (1)	22.5m (1)	2:34.35	29.10s	28.65s
8	RUSHYS CHANCE	6	27.9m	13.3m (0)	18.0m (0)	2:34.37	29.32s	28.99s
7	SCHEFFLER	7	32.1m	25.3m (1)	24.2m (0)	2:34.68	28.90s	28.86s
3	AUTHENTIC	8	34.7m	16.1m (1)	17.5m (1)	2:34.87	29.08s	29.53s
6	ROLLING WITH VAL	9	35.4m	3.1m (1)	3.9m (1)	2:34.92	29.06s	30.54s
10	MAJOR SAMIR	10	40.2m	8.3m (0)	12.9m (0)	2:35.28	29.32s	30.26s


Finish Position and metres gained

First Arrow shows distance gain/loss from 2nd Qtr to 3rd Qtr,
Second Arrow shows distance gain/loss from 3rd Qtr to Finish
Blue arrow indicates best gain in these quarters



800

Visual positions in race at 2nd Quarter



400

Visual positions in race at 3rd Quarter



Powered by



Harness Analyser

Sectional Analysis Software

Not just form | Free Trial

www.facebook.com/PJHarnessRacing



RISE Digital, Harness Racing Australia nor the provider accepts any responsibility for the completeness or accuracy of any of the information contained herein, and makes no representations about its suitability for any particular purpose. Users should make their own judgements about those matters and/or seek independent advice. You assume all risks associated with use of data provided on this page

Newcastle Race 9 Distance 1609m

Friday, 8 March 2024




Gross Time: 1:54.60 MileRate: 1:54.60 LeadTime: 0.00s First Qtr: 27.70s Second Qtr: 30.80s Third Qtr: 27.90s Fourth Qtr: 28.20s

DATA TABLE: 800 / 400 Posi's are position from leader and (how wide the horse was at that position)

No	Horse	Plc	Mar	800 Posi	400 Posi	Time	3rd Qtr	4th Qt
6	SPORTS NARRATOR	1	0.0m	3.8m (1)	1.7m (1)	1:54.60	27.76s	28.08s
4	A LOT OF LUVIN	2	1.9m	0.0m (0)	0.0m (0)	1:54.74	27.90s	28.34s
8	BOUGANVILLEA	3	5.9m	8.4m (1)	6.3m (1)	1:55.04	27.76s	28.20s
9	FOUR FEATHERS	4	7.5m	15.0m (0)	16.6m (0)	1:55.16	28.02s	27.60s
1	AMERICAN KESTREL	5	15.4m	10.1m (0)	12.6m (0)	1:55.74	28.08s	28.46s
7	SECRET WISH	6	18.2m	20.8m (0)	20.7m (0)	1:55.95	27.90s	28.11s
3	CONFUSE ME	7	20.5m	5.2m (0)	8.0m (0)	1:56.12	28.10s	29.16s
10	BUDDY PERFECT	8	23.9m	17.6m (1)	20.1m (1)	1:56.37	28.08s	28.57s
5	OCHOCINCO	9	26.8m	26.8m (1)	26.4m (1)	1:56.59	27.88s	28.35s
2	GLENFRANKIE	10	28.7m	13.0m (1)	15.5m (1)	1:56.73	28.08s	29.25s

Finish Position and metres gained

First Arrow shows distance gain/loss from 2nd Qtr to 3rd Qtr, Second Arrow shows distance gain/loss from 3rd Qtr to Finish
Blue arrow indicates best gain in these quarters.



Powered by



Harness Analyser

Sectional Analysis Software

Not just form | Free Trial

www.facebook.com/PJHarnessRacing



RISE Digital, Harness Racing Australia nor the provider accepts any responsibility for the completeness or accuracy of any of the information contained herein, and makes no representations about its suitability for any particular purpose. Users should make their own judgements about those matters and/or seek independent advice. You assume all risks associated with use of data provided on this page

Newcastle Race 10 Distance 1609m

Friday, 8 March 2024


Gross Time: 1:55.40 MileRate: 1:55.40 LeadTime: 0.00s First Qtr: 27.60s Second Qtr: 28.60s Third Qtr: 29.10s Fourth Qtr: 30.10s

DATA TABLE: 800 / 400 Posi's are position from leader and (how wide the horse was at that position)

NoHorse	Plc	Mar	800 Posi	400 Posi	Time	3rd Qtr	4th Qt
5 WATCHFUL LADY	1	0.0m	5.4m (1)	0.6m (1)	1:55.40	28.76s	30.06s
8 WALLAROY BOY	2	2.2m	18.6m (0)	12.5m (1)	1:55.57	28.70s	29.35s
3 SWEET CREATION	3	3.2m	0.0m (0)	0.0m (0)	1:55.65	29.10s	30.35s
2 WAITING FOR LOVE	4	4.0m	4.5m (0)	4.6m (0)	1:55.72	29.12s	30.08s
10 BETTOR KEEP ROCKING	5	4.8m	14.6m (1)	8.7m (1)	1:55.78	28.70s	29.84s
6 SHANOCON	6	5.6m	10.4m (1)	4.9m (1)	1:55.84	28.72s	30.18s
4 ALOT OF COST	7	7.5m	13.5m (0)	12.8m (0)	1:55.99	29.08s	29.75s
1 SUNDAY SESH	8	11.0m	9.0m (0)	8.7m (0)	1:56.27	29.10s	30.33s

Finish Position and metres gained

First Arrow shows distance gain/loss from 2nd Qtr to 3rd Qtr,
Second Arrow shows distance gain/loss from 3rd Qtr to Finish
Blue arrow indicates best gain in these quarters.



800

Visual positions in race at 2nd Quarter



400

Visual positions in race at 3rd Quarter



Powered by



Harness Analyser

Sectional Analysis Software

Not just form | Free Trial

www.facebook.com/PJHarnessRacing



RISE Digital, Harness Racing Australia nor the provider accepts any responsibility for the completeness or accuracy of any of the information contained herein, and makes no representations about its suitability for any particular purpose. Users should make their own judgements about those matters and/or seek independent advice. You assume all risks associated with use of data provided on this page