

# Broken Hill Race 1 Distance 1900m

Saturday, 9 March 2024

Gross Time: 2:28.50

MileRate: 2:05.70

LeadTime: 21.00s

First Qtr: 32.70s

Second Qtr: 34.40s

Third Qtr: 30.30s

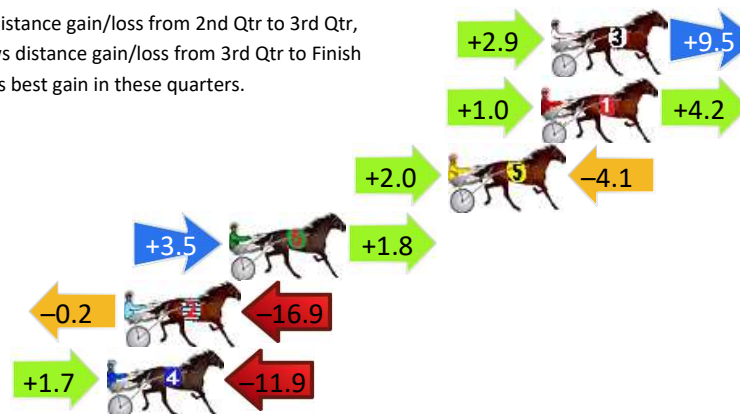
Fourth Qtr: 30.10s

DATA TABLE: 800 / 400 Posi's are position from leader and (how wide the horse was at that position)

NoHorse	Plc	Mar	800 Posi	400 Posi	Time	3rd Qtr	4th Qt
3 CANDLE FLAME	1	0.0m	12.4m (1)	9.5m (2)	2:28.50	30.09s	29.39s
1 ITZ BLACKJACK	2	0.4m	5.6m (0)	4.6m (0)	2:28.53	30.23s	29.79s
5 WATCHTHECLOCK	3	4.1m	2.0m (1)	0.0m (1)	2:28.82	30.15s	30.42s
6 HARRY MCKINNIS	4	12.9m	18.2m (1)	14.7m (1)	2:29.52	30.03s	30.02s
2 MAJOR TARLZ	5	17.1m	0.0m (0)	0.2m (0)	2:29.85	30.32s	31.43s
4 ROCKNROLL RANGER	6	17.8m	7.6m (1)	5.9m (1)	2:29.90	30.17s	31.06s

## Finish Position and metres gained

First Arrow shows distance gain/loss from 2nd Qtr to 3rd Qtr,  
Second Arrow shows distance gain/loss from 3rd Qtr to Finish  
Blue arrow indicates best gain in these quarters.



800

Visual positions in race at 2nd Quarter



400

Visual positions in race at 3rd Quarter



Powered by



Harness Analyser

Sectional Analysis Software

Not just form | Free Trial

[www.facebook.com/PJHarnessRacing](https://www.facebook.com/PJHarnessRacing)



RISE Digital, Harness Racing Australia nor the provider accepts any responsibility for the completeness or accuracy of any of the information contained herein, and makes no representations about its suitability for any particular purpose. Users should make their own judgements about those matters and/or seek independent advice. You assume all risks associated with use of data provided on this page

# Broken Hill Race 2 Distance 1900m

Saturday, 9 March 2024


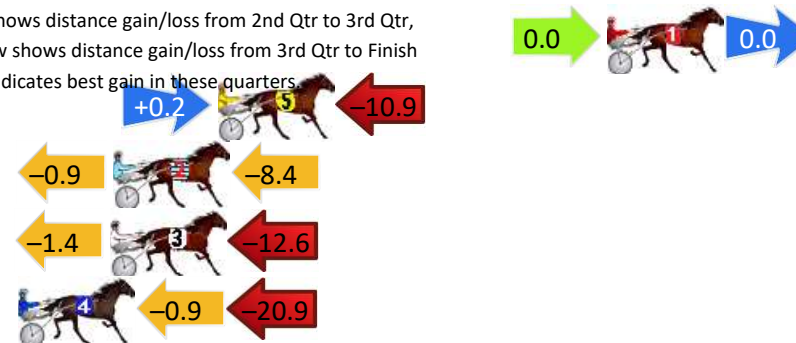
Gross Time: 2:26.40 MileRate: 2:04.00 LeadTime: 22.10s First Qtr: 33.00s Second Qtr: 32.50s Third Qtr: 29.60s Fourth Qtr: 29.20s

DATA TABLE: 800 / 400 Posi's are position from leader and (how wide the horse was at that position)

NoHorse	Plc	Mar	800 Posi	400 Posi	Time	3rd Qtr	4th Qt
1 ONLY ONCE BITTEN	1	0.0m	0.0m (0)	0.0m (0)	2:26.40	29.60s	29.20s
5 RAPACIOUS	2	15.6m	4.9m (0)	4.7m (0)	2:27.59	29.58s	30.05s
2 MAYTHEHORSEBWIT HU	3	19.8m	10.5m (1)	11.4m (2)	2:27.92	29.66s	29.89s
3 MACHSTIQUE	4	19.9m	5.9m (1)	7.3m (1)	2:27.92	29.71s	30.19s
4 HAWAIIANBEACH	5	23.6m	1.8m (1)	2.7m (1)	2:28.21	29.67s	30.81s

## Finish Position and metres gained

First Arrow shows distance gain/loss from 2nd Qtr to 3rd Qtr, Second Arrow shows distance gain/loss from 3rd Qtr to Finish Blue arrow indicates best gain in these quarters



Visual positions in race at 2nd Quarter



Visual positions in race at 3rd Quarter

# Broken Hill Race 3 Distance 1900m

Saturday, 9 March 2024

Gross Time: 2:25.50

MileRate: 2:03.20

LeadTime: 19.60s

First Qtr: 32.90s

Second Qtr: 33.30s

Third Qtr: 29.60s

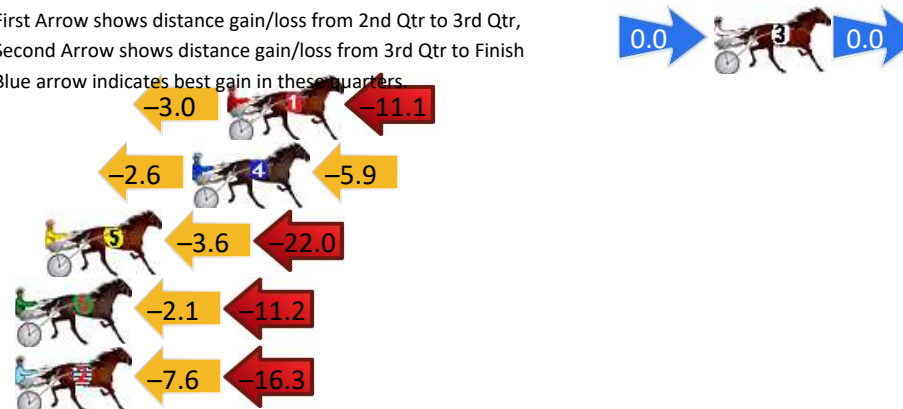
Fourth Qtr: 30.10s

DATA TABLE: 800 / 400 Posi's are position from leader and (how wide the horse was at that position)

NoHorse	Plc	Mar	800 Posi	400 Posi	Time	3rd Qtr	4th Qt
3 TACT FERGIE	1	0.0m	0.0m (0)	0.0m (0)	2:25.50	29.60s	30.10s
1 MIKIYOURSOFINE	2	19.5m	5.4m (0)	8.4m (0)	2:27.04	29.82s	31.02s
4 BRIE	3	20.9m	12.4m (1)	15.0m (1)	2:27.15	29.81s	30.63s
5 BEARTASTIC WRITER	4	26.8m	1.2m (1)	4.8m (1)	2:27.61	29.87s	31.86s
6 ROCKING WROXTON	5	30.6m	17.3m (1)	19.4m (0)	2:27.91	29.77s	31.07s
2 DES TROY	6	31.1m	7.2m (1)	14.8m (0)	2:27.95	30.17s	31.45s

## Finish Position and metres gained

First Arrow shows distance gain/loss from 2nd Qtr to 3rd Qtr,  
Second Arrow shows distance gain/loss from 3rd Qtr to Finish  
Blue arrow indicates best gain in these quarters



800

Visual positions in race at 2nd Quarter



400

Visual positions in race at 3rd Quarter



Powered by



Harness Analyser

Sectional Analysis Software

Not just form | Free Trial

[www.facebook.com/PJHarnessRacing](http://www.facebook.com/PJHarnessRacing)



RISE Digital, Harness Racing Australia nor the provider accepts any responsibility for the completeness or accuracy of any of the information contained herein, and makes no representations about its suitability for any particular purpose. Users should make their own judgements about those matters and/or seek independent advice. You assume all risks associated with use of data provided on this page

# Broken Hill Race 4 Distance 1900m

Saturday, 9 March 2024

Gross Time: 2:25.10

MileRate: 2:02.90

LeadTime: 21.20s

First Qtr: 31.40s

Second Qtr: 32.30s

Third Qtr: 30.40s

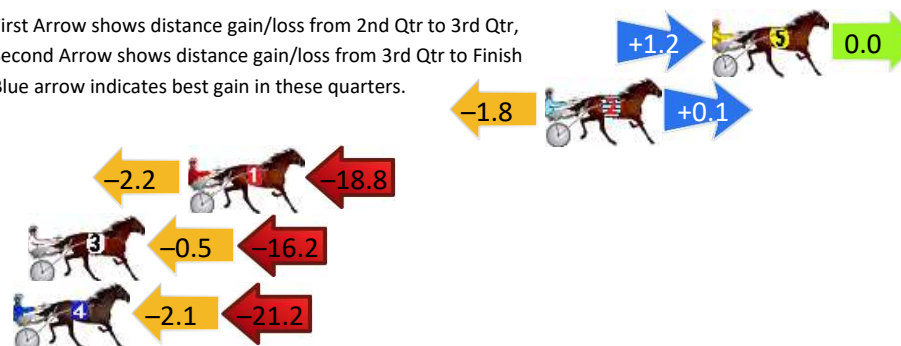
Fourth Qtr: 29.80s

DATA TABLE: 800 / 400 Posi's are position from leader and (how wide the horse was at that position)

NoHorse	Plc	Mar	800 Posi	400 Posi	Time	3rd Qtr	4th Qt
5 OVERPOWERING	1	0.0m	1.2m (1)	0.0m (1)	2:25.10	30.31s	29.80s
2 SPRING DELIGHT	2	6.7m	5.0m (0)	6.8m (0)	2:25.62	30.52s	29.82s
1 THE TOOTH FAIRY	3	21.0m	0.0m (0)	2.2m (0)	2:26.74	30.57s	31.27s
3 THE MONEY BALL	4	27.4m	10.7m (1)	11.2m (2)	2:27.24	30.42s	31.10s
4 ELECT TO ROCK	5	29.5m	6.2m (1)	8.3m (1)	2:27.40	30.55s	31.48s

## Finish Position and metres gained

First Arrow shows distance gain/loss from 2nd Qtr to 3rd Qtr,  
Second Arrow shows distance gain/loss from 3rd Qtr to Finish  
Blue arrow indicates best gain in these quarters.



800

Visual positions in race at 2nd Quarter



400

Visual positions in race at 3rd Quarter



Powered by



Harness Analyser

Sectional Analysis Software

Not just form | Free Trial

[www.facebook.com/PJHarnessRacing](http://www.facebook.com/PJHarnessRacing)



RISE Digital, Harness Racing Australia nor the provider accepts any responsibility for the completeness or accuracy of any of the information contained herein, and makes no representations about its suitability for any particular purpose. Users should make their own judgements about those matters and/or seek independent advice. You assume all risks associated with use of data provided on this page

# Broken Hill Race 5 Distance 1900m

Saturday, 9 March 2024

Gross Time: 2:33.20

MileRate: 2:09.70

LeadTime: 21.50s

First Qtr: 34.20s

Second Qtr: 34.00s

Third Qtr: 31.70s

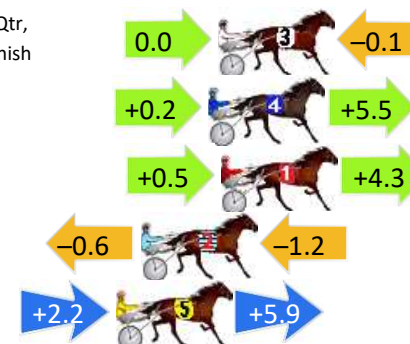
Fourth Qtr: 31.80s

DATA TABLE: 800 / 400 Posi's are position from leader and (how wide the horse was at that position)

NoHorse	Plc	Mar	800 Posi	400 Posi	Time	3rd Qtr	4th Qt
3 FLEXI BET	1	0.1m	0.0m (0)	0.0m (0)	2:33.21	31.70s	31.81s
4 DRUNKEN MISTAKES	2	0.5m	6.2m (1)	6.0m (2)	2:33.24	31.68s	31.37s
1 MISS MAGIK	3	0.0m	4.8m (0)	4.3m (0)	2:33.20	31.66s	31.46s
2 SHANDIIN BEACH	4	3.2m	1.4m (1)	2.0m (1)	2:33.47	31.75s	31.91s
5 PRIORITY BETTING	5	4.2m	12.3m (1)	10.1m (1)	2:33.55	31.53s	31.35s

## Finish Position and metres gained

First Arrow shows distance gain/loss from 2nd Qtr to 3rd Qtr,  
Second Arrow shows distance gain/loss from 3rd Qtr to Finish  
Blue arrow indicates best gain in these quarters.



800

Visual positions in race at 2nd Quarter



400

Visual positions in race at 3rd Quarter



Powered by



Harness Analyser

Sectional Analysis Software

Not just form | Free Trial

[www.facebook.com/PJHarnessRacing](http://www.facebook.com/PJHarnessRacing)



RISE Digital, Harness Racing Australia nor the provider accepts any responsibility for the completeness or accuracy of any of the information contained herein, and makes no representations about its suitability for any particular purpose. Users should make their own judgements about those matters and/or seek independent advice. You assume all risks associated with use of data provided on this page