

Menangle Race 1 Distance 2300m

Saturday, 9 March 2024

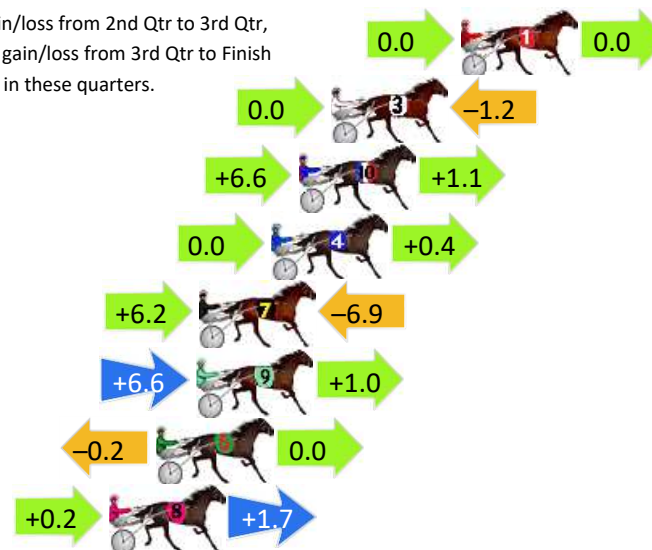
Gross Time: 2:43.80 MileRate: 1:54.60 LeadTime: 49.80s First Qtr: 30.80s Second Qtr: 29.00s Third Qtr: 27.60s Fourth Qtr: 26.60s

DATA TABLE: 800 / 400 Posi's are position from leader and (how wide the horse was at that position)

NoHorse	Plc	Mar	800 Posi	400 Posi	Time	3rd Qtr	4th Qt
1 HOT AND TREACHEROUS	1	0.0m	0.0m (0)	0.0m (0)	2:43.84	27.60s	26.60s
3 BONDI LOCKDOWN	2	5.2m	4.0m (0)	4.0m (0)	2:44.23	27.60s	26.68s
10 CANTFINDABETTOR MAN	3	6.5m	14.2m (1)	7.6m (1)	2:44.32	27.15s	26.53s
4 PETES SAID SO	4	7.6m	8.0m (0)	8.0m (0)	2:44.41	27.60s	26.57s
7 CAPTAIN HAMMERHEAD	5	10.5m	9.8m (1)	3.6m (1)	2:44.63	27.19s	27.06s
9 SMIFFYS TERROR	6	10.6m	18.2m (1)	11.6m (1)	2:44.63	27.15s	26.53s
6 LETSROCKLETSROLL	7	12.2m	12.0m (0)	12.2m (0)	2:44.75	27.61s	26.60s
8 BOOTS ELECTRIC	8	14.1m	16.0m (0)	15.8m (1)	2:44.89	27.58s	26.49s

Finish Position and metres gained

First Arrow shows distance gain/loss from 2nd Qtr to 3rd Qtr,
Second Arrow shows distance gain/loss from 3rd Qtr to Finish
Blue arrow indicates best gain in these quarters.



800

Visual positions in race at 2nd Quarter



400

Visual positions in race at 3rd Quarter



Powered by



Harness Analyser

Sectional Analysis Software

Not just form | Free Trial

www.facebook.com/PJHarnessRacing



RISE Digital, Harness Racing Australia nor the provider accepts any responsibility for the completeness or accuracy of any of the information contained herein, and makes no representations about its suitability for any particular purpose. Users should make their own judgements about those matters and/or seek independent advice. You assume all risks associated with use of data provided on this page

Menangle Race 2 Distance 1609m

Saturday, 9 March 2024


Gross Time: 1:49.60 MileRate: 1:49.60 LeadTime: 0.00s First Qtr: 26.60s Second Qtr: 27.90s Third Qtr: 27.10s Fourth Qtr: 28.00s

DATA TABLE: 800 / 400 Posi's are position from leader and (how wide the horse was at that position)

NoHorse	Plc	Mar	800 Posi	400 Posi	Time	3rd Qtr	4th Qt
8 MANHATTAN	1	0.0m	4.2m (1)	4.8m (1)	1:49.60	27.15s	27.67s
7 BRAEVIEW KELLY	2	3.1m	8.2m (1)	8.8m (1)	1:49.80	27.15s	27.60s
9 ILLAVABUBBLES	3	4.1m	0.0m (1)	0.0m (1)	1:49.87	27.10s	28.29s
1 ITS EBONYNIVORY	4	6.4m	4.0m (0)	4.8m (0)	1:50.05	27.15s	28.11s
4 PROMISELAND	5	6.5m	8.4m (0)	8.6m (0)	1:50.06	27.12s	27.85s
10 IM PRESI BELLE	6	8.3m	12.2m (1)	12.8m (1)	1:50.19	27.15s	27.69s
11 JEWEL MELODY	7	13.5m	16.8m (1)	18.4m (1)	1:50.57	27.22s	27.66s
5 NORMS LADY	8	20.0m	12.6m (0)	13.0m (0)	1:51.06	27.12s	28.49s
2 JILLIBY WILLOW	9	24.9m	0.2m (0)	0.4m (0)	1:51.43	27.09s	29.71s
6 SOHO SERAPHINE	10	33.2m	17.2m (0)	21.8m (0)	1:52.05	27.40s	28.79s

Finish Position and metres gained

First Arrow shows distance gain/loss from 2nd Qtr to 3rd Qtr,
Second Arrow shows distance gain/loss from 3rd Qtr to Finish
Blue arrow indicates best gain in these quarters.



800

Visual positions in race at 2nd Quarter



400

Visual positions in race at 3rd Quarter



Powered by



Harness Analyser

Sectional Analysis Software

Not just form | Free Trial

www.facebook.com/PJHarnessRacing



RISE Digital, Harness Racing Australia nor the provider accepts any responsibility for the completeness or accuracy of any of the information contained herein, and makes no representations about its suitability for any particular purpose. Users should make their own judgements about those matters and/or seek independent advice. You assume all risks associated with use of data provided on this page

Menangle Race 3 Distance 1609m

Saturday, 9 March 2024

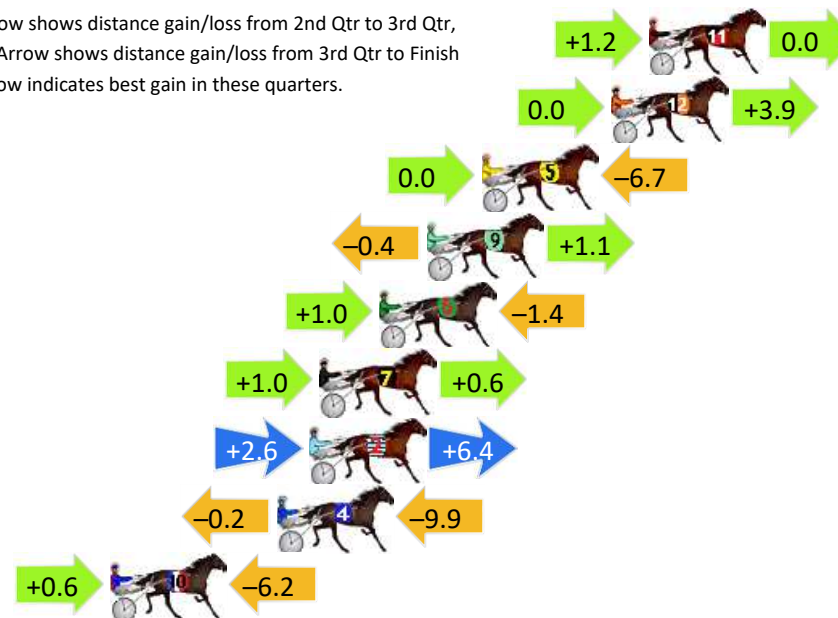
Gross Time: 1:54.40 MileRate: 1:54.40 LeadTime: 0.00s First Qtr: 28.60s Second Qtr: 29.50s Third Qtr: 28.60s Fourth Qtr: 27.70s

DATA TABLE: 800 / 400 Posi's are position from leader and (how wide the horse was at that position)

No	Horse	Plc	Mar	800 Posi	400 Posi	Time	3rd Qtr	4th Qt
11	HEZATREACHEROUS	1	0.0m	1.2m (1)	0.0m (1)	1:54.40	28.52s	27.70s
12	SPRINGFIELD AMORE	2	1.5m	5.4m (1)	5.4m (1)	1:54.50	28.60s	27.43s
5	ULTIMATE CRUZA	3	6.7m	0.0m (0)	0.0m (0)	1:54.89	28.61s	28.16s
9	SOHO THE REAL DEAL	4	8.9m	9.6m (1)	10.0m (1)	1:55.06	28.63s	27.62s
6	SOHO FURY	5	10.8m	10.4m (0)	9.4m (0)	1:55.20	28.53s	27.80s
7	SWEET ON LEXY	6	13.2m	14.8m (1)	13.8m (2)	1:55.38	28.53s	27.66s
2	OHOKA DREAM	7	13.6m	22.6m (0)	20.0m (1)	1:55.40	28.41s	27.26s
4	GO JACK CROCKER	8	14.9m	4.8m (0)	5.0m (0)	1:55.51	28.63s	28.38s
10	BUSINESS IN HEAVEN	9	21.6m	16.0m (0)	15.4m (1)	1:56.01	28.56s	28.13s

Finish Position and metres gained

First Arrow shows distance gain/loss from 2nd Qtr to 3rd Qtr,
Second Arrow shows distance gain/loss from 3rd Qtr to Finish
Blue arrow indicates best gain in these quarters.



Visual positions in race at 2nd Quarter



Visual positions in race at 3rd Quarter

Menangle Race 4 Distance 1609m

Saturday, 9 March 2024




Gross Time: 1:53.30 MileRate: 1:53.30 LeadTime: 0.00s First Qtr: 28.30s Second Qtr: 30.60s Third Qtr: 27.60s Fourth Qtr: 26.80s

DATA TABLE: 800 / 400 Posi's are position from leader and (how wide the horse was at that position)

No	Horse	Plc	Mar	800 Posi	400 Posi	Time	3rd Qtr	4th Qt
9	CALLMETHEBREEZE	1	0.0m	0.0m (0)	0.0m (0)	1:53.30	27.60s	26.80s
10	CONSTANTINOPE	2	12.8m	8.2m (1)	4.4m (1)	1:54.21	27.35s	27.36s
8	VICTREE HILL	3	16.4m	12.6m (0)	13.6m (0)	1:54.47	27.67s	26.99s
4	VAN SANK	4	18.0m	8.4m (0)	9.2m (1)	1:54.59	27.66s	27.39s
3	KEAYANG CHUCKY	5	19.1m	21.2m (0)	18.2m (0)	1:54.68	27.40s	26.86s
6	FUNKY MONKEY	6	22.1m	4.2m (0)	5.0m (0)	1:54.90	27.67s	27.94s
7	ARCEE PHOENIX	7	25.6m	25.8m (1)	28.6m (0)	1:55.16	27.79s	26.60s
12	KEAYANG IGNITE	8	37.9m	13.8m (1)	13.8m (1)	1:56.07	27.62s	28.41s
11	ILLAWONG STARDUST	9	38.1m	17.0m (0)	19.2m (1)	1:56.09	27.77s	28.06s
1	IM READY JET	10	157.3m	100.0m (0)	120.0m (0)	2:04.98	28.99s	29.29s

Finish Position and metres gained

First Arrow shows distance gain/loss from 2nd Qtr to 3rd Qtr, Second Arrow shows distance gain/loss from 3rd Qtr to Finish
Blue arrow indicates best gain in these quarters.



Menangle Race 5 Distance 2400m

Saturday, 9 March 2024

Gross Time: 2:51.70

MileRate: 1:55.10

LeadTime: 55.50s

First Qtr: 31.50s

Second Qtr: 30.10s

Third Qtr: 27.90s




Fourth Qtr: 26.70s

DATA TABLE: 800 / 400 Posi's are position from leader and (how wide the horse was at that position)

No	Horse	Plc	Mar	800 Posi	400 Posi	Time	3rd Qtr	4th Qt
3	SOHO SPECTRE	1	0.0m	8.4m (0)	8.4m (0)	2:51.66	27.89s	26.14s
4	BAY OF BISCAY	2	1.1m	0.0m (0)	0.0m (0)	2:51.74	27.90s	26.77s
2	MINOS	3	3.2m	5.6m (1)	6.2m (2)	2:51.93	27.94s	26.50s
10	SERGEANT LOU	4	5.5m	1.6m (1)	2.4m (1)	2:52.07	27.96s	26.91s
11	AMERICAN SPIRIT	5	7.4m	12.6m (0)	12.6m (0)	2:52.21	27.89s	26.35s
1	WE WALK BY FAITH	6	9.8m	9.4m (1)	10.6m (2)	2:52.39	27.98s	26.65s
7	IN EXCESS	7	14.9m	13.2m (1)	15.0m (2)	2:52.77	28.02s	26.69s
9	RAVISHING SLOY	8	16.4m	4.2m (0)	4.4m (0)	2:52.88	27.93s	27.50s
8	CHICAGO BART	9	27.2m	17.0m (0)	19.0m (0)	2:53.69	28.05s	27.24s
6	NATHAN STREET	10	130.0m	85.0m (0)	110.0m (0)	3:01.35	29.63s	28.03s

Finish Position and metres gained

First Arrow shows distance gain/loss from 2nd Qtr to 3rd Qtr,
Second Arrow shows distance gain/loss from 3rd Qtr to Finish
Blue arrow indicates best gain in these quarters.



Menangle Race 6 Distance 2300m

Saturday, 9 March 2024

Gross Time: 2:42.50

MileRate: 1:53.70

LeadTime: 50.40s

First Qtr: 29.60s

Second Qtr: 28.70s

Third Qtr: 26.60s


Fourth Qtr: 27.20s

DATA TABLE: 800 / 400 Posi's are position from leader and (how wide the horse was at that position)

NoHorse	Plc	Mar	800 Posi	400 Posi	Time	3rd Qtr	4th Qt
12 ITS MERLIN	1	0.0m	1.4m (1)	0.6m (1)	2:42.49	26.55s	27.16s
7 ROCK N ROLL DOO	2	0.4m	0.0m (0)	0.0m (0)	2:42.53	26.60s	27.23s
3 MAX DELIGHT	3	3.0m	9.6m (1)	10.6m (1)	2:42.71	26.67s	26.69s
9 CAPTAINS KNOCK	4	8.9m	5.4m (1)	6.4m (1)	2:43.15	26.67s	27.37s
5 SOUTH COAST ARDEN	5	10.4m	12.6m (0)	14.6m (1)	2:43.26	26.74s	26.92s
6 CURLY JAMES	6	12.3m	4.4m (0)	8.2m (0)	2:43.40	26.85s	27.48s
2 BETTER ECLIPSE	7	13.0m	3.2m (2)	3.8m (2)	2:43.45	26.63s	27.82s
8 EXPENSIVE EGO	8	13.5m	13.0m (2)	12.4m (2)	2:43.50	26.56s	27.27s
4 MACH DA VINCI	9	16.4m	7.6m (2)	8.0m (3)	2:43.71	26.62s	27.77s
10 KANENA PROVLIMA	10	17.3m	8.4m (0)	13.8m (0)	2:43.78	26.96s	27.44s

Finish Position and metres gained

First Arrow shows distance gain/loss from 2nd Qtr to 3rd Qtr,
Second Arrow shows distance gain/loss from 3rd Qtr to Finish
Blue arrow indicates best gain in these quarters.



800

Visual positions in race at 2nd Quarter



400

Visual positions in race at 3rd Quarter



Powered by



Harness Analyser

Sectional Analysis Software

Not just form | Free Trial

www.facebook.com/PJHarnessRacing



RISE Digital, Harness Racing Australia nor the provider accepts any responsibility for the completeness or accuracy of any of the information contained herein, and makes no representations about its suitability for any particular purpose. Users should make their own judgements about those matters and/or seek independent advice. You assume all risks associated with use of data provided on this page

Menangle Race 7 Distance 1609m

Saturday, 9 March 2024

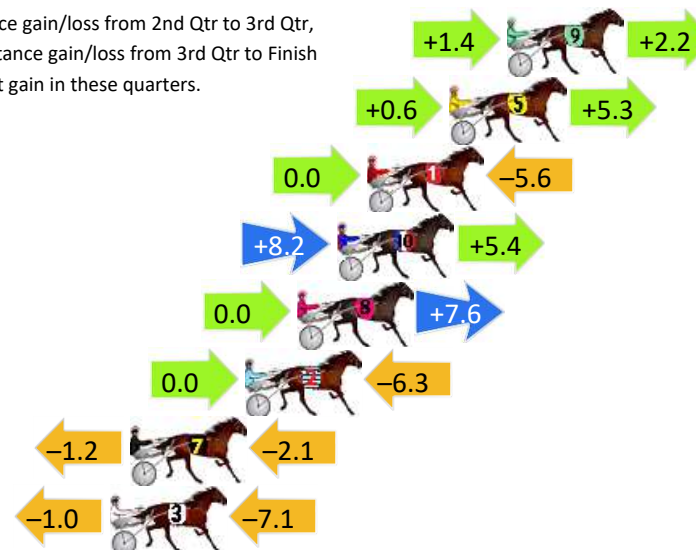
Gross Time: 1:48.30 MileRate: 1:48.30 LeadTime: 0.00s First Qtr: 26.10s Second Qtr: 28.00s Third Qtr: 27.30s Fourth Qtr: 26.90s

DATA TABLE: 800 / 400 Posi's are position from leader and (how wide the horse was at that position)

NoHorse	Plc	Mar	800 Posi	400 Posi	Time	3rd Qtr	4th Qt
9 LEAP TO FAME	1	0.0m	3.6m (1)	2.2m (1)	1:48.30	27.20s	26.75s
5 SOONER THE BETTOR	2	2.3m	8.2m (0)	7.6m (1)	1:48.42	27.26s	26.55s
1 SPEAK THE TRUTH	3	5.6m	0.0m (0)	0.0m (0)	1:48.66	27.30s	27.27s
10 FRANKIE FEROCIOUS	4	6.8m	20.4m (1)	12.2m (0)	1:48.75	26.74s	26.54s
8 DONT STOP DREAMING	5	8.4m	16.0m (1)	16.0m (3)	1:48.87	27.30s	26.39s
2 SPIRIT OF ST LOUIS	6	10.5m	4.2m (0)	4.2m (0)	1:49.03	27.30s	27.32s
7 HI MANAMEISJEFF	7	15.1m	11.8m (1)	13.0m (2)	1:49.38	27.38s	27.04s
3 LOYALIST	8	15.9m	7.8m (1)	8.8m (2)	1:49.43	27.37s	27.37s

Finish Position and metres gained

First Arrow shows distance gain/loss from 2nd Qtr to 3rd Qtr,
Second Arrow shows distance gain/loss from 3rd Qtr to Finish
Blue arrow indicates best gain in these quarters.



800

Visual positions in race at 2nd Quarter



400

Visual positions in race at 3rd Quarter



Powered by



Harness Analyser

Sectional Analysis Software

Not just form | Free Trial

www.facebook.com/PJHarnessRacing



RISE Digital, Harness Racing Australia nor the provider accepts any responsibility for the completeness or accuracy of any of the information contained herein, and makes no representations about its suitability for any particular purpose. Users should make their own judgements about those matters and/or seek independent advice. You assume all risks associated with use of data provided on this page

Menangle Race 8 Distance 1609m

Saturday, 9 March 2024

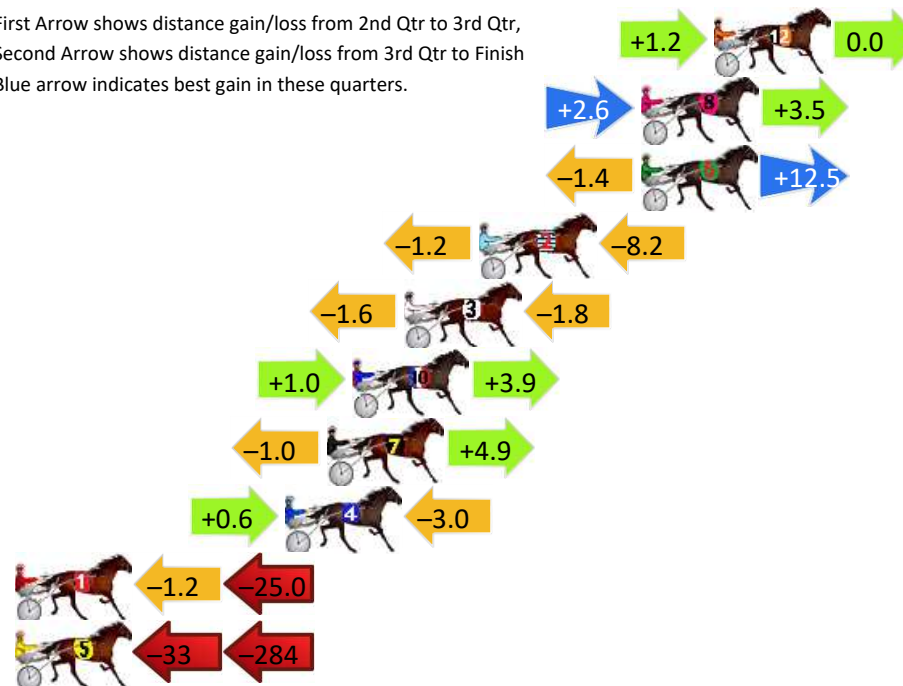
Gross Time: 1:53.40 MileRate: 1:53.40 LeadTime: 0.00s First Qtr: 28.60s Second Qtr: 29.70s Third Qtr: 27.70s Fourth Qtr: 27.40s

DATA TABLE: 800 / 400 Posi's are position from leader and (how wide the horse was at that position)

NoHorse	Plc	Mar	800 Posi	400 Posi	Time	3rd Qtr	4th Qt
12 MILLWOOD BLISS	1	0.0m	1.2m (1)	0.0m (1)	1:53.40	27.62s	27.40s
8 LIBBY LOU	2	2.9m	9.0m (1)	6.4m (2)	1:53.59	27.52s	27.16s
6 SOHO VESPER LIND	3	2.9m	14.0m (0)	15.4m (0)	1:53.59	27.79s	26.55s
2 RYLEE RHAYNE BOW	4	9.4m	0.0m (0)	1.2m (0)	1:54.07	27.79s	27.96s
3 NIGELLA BLING	5	12.4m	9.0m (0)	10.6m (0)	1:54.28	27.81s	27.52s
10 SARA TA SLOY	6	14.5m	19.4m (1)	18.4m (1)	1:54.45	27.63s	27.13s
7 BETTINE	7	15.5m	19.4m (0)	20.4m (0)	1:54.53	27.77s	27.07s
4 SHES FULLOFSPIRIT	8	17.2m	14.8m (1)	14.2m (1)	1:54.66	27.66s	27.60s
1 PRINCESS REMI	9	30.8m	4.6m (0)	5.8m (1)	1:55.67	27.79s	29.10s
5 SOHO HONEY RIDER	10	321.8m	5.0m (1)	38.0m (2)	2:17.37	30.07s	46.73s

Finish Position and metres gained

First Arrow shows distance gain/loss from 2nd Qtr to 3rd Qtr,
Second Arrow shows distance gain/loss from 3rd Qtr to Finish
Blue arrow indicates best gain in these quarters.



800

Visual positions in race at 2nd Quarter



400

Visual positions in race at 3rd Quarter



Powered by



Harness Analyser

Sectional Analysis Software

Not just form | Free Trial

www.facebook.com/PJHarnessRacing



RISE Digital, Harness Racing Australia nor the provider accepts any responsibility for the completeness or accuracy of any of the information contained herein, and makes no representations about its suitability for any particular purpose. Users should make their own judgements about those matters and/or seek independent advice. You assume all risks associated with use of data provided on this page

Menangle Race 9 Distance 1609m

Saturday, 9 March 2024

Gross Time: 1:49.60 MileRate: 1:49.60 LeadTime: 0.00s First Qtr: 26.50s Second Qtr: 28.00s Third Qtr: 27.10s Fourth Qtr: 28.00s

DATA TABLE: 800 / 400 Posi's are position from leader and (how wide the horse was at that position)

No	Horse	Plc	Mar	800 Posi	400 Posi	Time	3rd Qtr	4th Qt
7	DON HUGO	1	0.0m	5.2m (1)	5.0m (2)	1:49.60	27.09s	27.65s
5	FREDDY SINGH	2	7.1m	9.2m (1)	9.2m (2)	1:50.08	27.10s	27.85s
6	SURE THING CAPTAIN	3	7.1m	0.0m (0)	0.0m (0)	1:50.08	27.09s	28.49s
11	LAST TANGO IN HEAVEN	4	7.3m	17.6m (1)	19.6m (3)	1:50.10	27.25s	27.14s
3	DARK TERROR	5	9.7m	9.4m (0)	15.2m (1)	1:50.27	27.50s	27.62s
9	UBETCHA TIGERPIE	6	10.6m	13.6m (0)	19.4m (1)	1:50.34	27.51s	27.39s
8	MAJOR MAJOR	7	16.0m	1.2m (1)	1.2m (1)	1:50.74	27.08s	29.03s
10	SIR RICHARD LEE	8	25.6m	13.2m (1)	15.8m (2)	1:51.46	27.27s	28.68s
1	TALENT AGENT	9	29.1m	5.2m (0)	11.0m (0)	1:51.72	27.48s	29.26s
4	ARGENT PEAK	10	91.2m	55.0m (0)	70.0m (0)	1:56.35	28.10s	29.48s

Finish Position and metres gained

First Arrow shows distance gain/loss from 2nd Qtr to 3rd Qtr, Second Arrow shows distance gain/loss from 3rd Qtr to Finish
Blue arrow indicates best gain in these quarters.

