

Tamworth Race 1 Distance 1980m

Sunday, 10 March 2024

Gross Time: 2:30.60

MileRate: 2:02.40

LeadTime: 26.30s

First Qtr: 31.00s

Second Qtr: 31.00s

Third Qtr: 31.20s


Fourth Qtr: 31.10s

DATA TABLE: 800 / 400 Posi's are position from leader and (how wide the horse was at that position)

No	Horse	Plc	Mar	800 Posi	400 Posi	Time	3rd Qtr	4th Qt
5	TRIPLE EMM	1	0.0m	20.4m (1)	16.6m (4)	2:30.60	30.90s	29.82s
10	SAINT KARAMARA	2	0.5m	8.6m (0)	8.6m (0)	2:30.64	31.20s	30.47s
8	FOREVER MOMENTS	3	4.4m	11.6m (1)	10.6m (3)	2:30.96	31.12s	30.62s
7	MY LATIN LADY	4	5.1m	4.0m (0)	3.0m (1)	2:31.01	31.12s	31.26s
4	LOOKAT MEE	5	9.7m	17.0m (0)	15.2m (2)	2:31.39	31.06s	30.67s
3	IM FREYJA	6	9.9m	12.8m (0)	12.6m (0)	2:31.41	31.18s	30.89s
9	DASHNDOT	7	13.6m	15.8m (1)	15.2m (3)	2:31.71	31.15s	30.98s
1	LADY PEBBLES	8	20.9m	0.0m (0)	0.0m (0)	2:32.30	31.20s	32.72s
2	ROCK AROUND	9	24.1m	7.6m (1)	10.0m (2)	2:32.56	31.39s	32.19s
6	TOP GUN TILLY	10	30.6m	3.4m (1)	11.8m (1)	2:33.09	31.85s	32.55s


Finish Position and metres gained

First Arrow shows distance gain/loss from 2nd Qtr to 3rd Qtr,
Second Arrow shows distance gain/loss from 3rd Qtr to Finish
Blue arrow indicates best gain in these quarters.



800

Visual positions in race at 2nd Quarter



400

Visual positions in race at 3rd Quarter



Powered by



Harness Analyser

Sectional Analysis Software

Not just form | Free Trial

www.facebook.com/PJHarnessRacing



RISE Digital, Harness Racing Australia nor the provider accepts any responsibility for the completeness or accuracy of any of the information contained herein, and makes no representations about its suitability for any particular purpose. Users should make their own judgements about those matters and/or seek independent advice. You assume all risks associated with use of data provided on this page

Tamworth Race 2 Distance 1609m

Sunday, 10 March 2024


Gross Time: 2:01.50 MileRate: 2:01.50 LeadTime: 0.00s First Qtr: 30.60s Second Qtr: 31.80s Third Qtr: 30.60s Fourth Qtr: 28.60s

DATA TABLE: 800 / 400 Posi's are position from leader and (how wide the horse was at that position)

No	Horse	Plc	Mar	800 Posi	400 Posi	Time	3rd Qtr	4th Qt
1	JOHNNY DEE	1	0.0m	0.0m (0)	0.0m (0)	2:01.50	30.60s	28.60s
9	ZACHAROONI	2	5.2m	19.4m (1)	7.0m (2)	2:01.89	29.68s	28.47s
7	PRINCE OF PAYNE	3	9.3m	4.0m (0)	6.4m (0)	2:02.20	30.78s	28.81s
10	BRAVE BONDI	4	14.3m	23.4m (1)	11.4m (2)	2:02.57	29.72s	28.81s
2	PANIC BUY	5	16.0m	11.2m (1)	2.6m (1)	2:02.70	30.00s	29.55s
6	MIDAS SHANNON	6	16.1m	10.8m (0)	11.2m (0)	2:02.71	30.64s	28.95s
4	HEY DUDE	7	23.1m	16.2m (0)	17.4m (0)	2:03.23	30.70s	29.01s
8	SPLIT EAR	8	26.9m	15.2m (1)	20.6m (2)	2:03.52	31.01s	29.05s
3	MICK SHANNON	9	35.4m	7.0m (1)	16.4m (2)	2:04.16	31.34s	29.95s
5	MAJOR NOAH WILLIAM	10	43.6m	3.0m (1)	12.2m (1)	2:04.77	31.36s	30.83s

Finish Position and metres gained

First Arrow shows distance gain/loss from 2nd Qtr to 3rd Qtr,
Second Arrow shows distance gain/loss from 3rd Qtr to Finish
Blue arrow indicates best gain in these quarters.



800

Visual positions in race at 2nd Quarter



400

Visual positions in race at 3rd Quarter



Powered by



Harness Analyser

Sectional Analysis Software

Not just form | Free Trial

www.facebook.com/PJHarnessRacing



RISE Digital, Harness Racing Australia nor the provider accepts any responsibility for the completeness or accuracy of any of the information contained herein, and makes no representations about its suitability for any particular purpose. Users should make their own judgements about those matters and/or seek independent advice. You assume all risks associated with use of data provided on this page

Tamworth Race 3 Distance 1980m

Sunday, 10 March 2024

Gross Time: 2:28.20

MileRate: 2:00.50

LeadTime: 26.80s

First Qtr: 31.50s

Second Qtr: 29.80s

Third Qtr: 29.60s


Fourth Qtr: 30.50s

DATA TABLE: 800 / 400 Posi's are position from leader and (how wide the horse was at that position)

NoHorse	Plc	Mar	800 Posi	400 Posi	Time	3rd Qtr	4th Qt
7 MISTER ARTIKULATE	1	0.0m	4.0m (0)	5.6m (1)	2:28.20	29.73s	30.08s
1 TABRA	2	0.4m	0.0m (0)	0.0m (0)	2:28.23	29.60s	30.53s
10 DOUGS RULES	3	2.5m	8.0m (0)	8.6m (0)	2:28.40	29.65s	30.04s
6 RAINBOW JET	4	6.4m	12.4m (0)	14.2m (0)	2:28.71	29.74s	29.91s
9 ASHLEYS BLUE CHIP	5	10.2m	20.4m (1)	25.0m (0)	2:29.01	29.96s	29.38s
2 BOOKER BAY	6	22.2m	12.0m (1)	11.0m (3)	2:29.97	29.51s	31.35s
5 CAPTAIN DORIAN	7	23.7m	3.4m (1)	8.2m (2)	2:30.09	29.94s	31.68s
3 RIPPIN GOOD FEELIN	8	26.7m	16.6m (0)	18.6m (1)	2:30.33	29.74s	31.11s
8 DENSTOWN	9	28.7m	16.4m (1)	24.8m (1)	2:30.49	30.22s	30.80s
4 FLIRTS DIVA	10	38.0m	7.6m (1)	13.0m (1)	2:31.23	29.98s	32.40s

Finish Position and metres gained

First Arrow shows distance gain/loss from 2nd Qtr to 3rd Qtr,
Second Arrow shows distance gain/loss from 3rd Qtr to Finish
Blue arrow indicates best gain in these quarters.



800

Visual positions in race at 2nd Quarter



400

Visual positions in race at 3rd Quarter



Powered by



Harness Analyser

Sectional Analysis Software

Not just form | Free Trial

www.facebook.com/PJHarnessRacing



RISE Digital, Harness Racing Australia nor the provider accepts any responsibility for the completeness or accuracy of any of the information contained herein, and makes no representations about its suitability for any particular purpose. Users should make their own judgements about those matters and/or seek independent advice. You assume all risks associated with use of data provided on this page

Tamworth Race 4 Distance 1980m

Sunday, 10 March 2024

Gross Time: 2:28.50

MileRate: 2:00.70

LeadTime: 26.90s

First Qtr: 32.60s

Second Qtr: 29.60s

Third Qtr: 29.10s

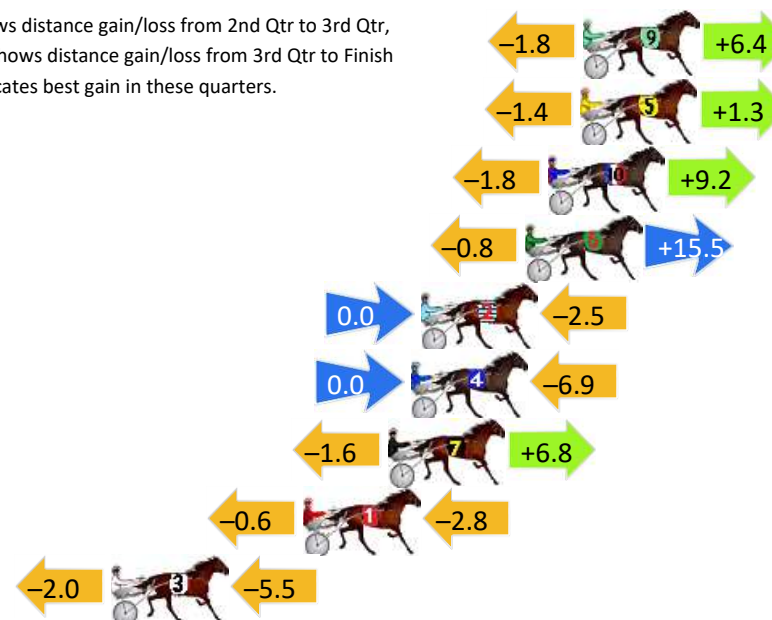
Fourth Qtr: 30.30s

DATA TABLE: 800 / 400 Posi's are position from leader and (how wide the horse was at that position)

NoHorse	Plc	Mar	800 Posi	400 Posi	Time	3rd Qtr	4th Qt
9 RUNFROMTERROR	1	0.0m	4.6m (1)	6.4m (1)	2:28.50	29.24s	29.82s
5 CLASSICMAJOR	2	0.1m	0.0m (1)	1.4m (1)	2:28.51	29.21s	30.20s
10 BEANCOUNTER	3	1.4m	8.8m (1)	10.6m (1)	2:28.61	29.25s	29.61s
6 NOR WESTA	4	2.3m	17.0m (1)	17.8m (2)	2:28.68	29.18s	29.13s
2 PARABELLUM	5	6.5m	4.0m (0)	4.0m (0)	2:29.02	29.10s	30.49s
4 DOLLARSIGN	6	6.9m	0.0m (0)	0.0m (0)	2:29.05	29.09s	30.82s
7 BETTOR WATCH ARDEN	7	7.8m	13.0m (1)	14.6m (1)	2:29.12	29.23s	29.79s
1 SHADOW ECLIPSE	8	11.2m	7.8m (0)	8.4m (0)	2:29.39	29.14s	30.51s
3 ZOEMAGIC	9	18.9m	11.4m (0)	13.4m (0)	2:30.00	29.24s	30.71s

Finish Position and metres gained

First Arrow shows distance gain/loss from 2nd Qtr to 3rd Qtr,
Second Arrow shows distance gain/loss from 3rd Qtr to Finish
Blue arrow indicates best gain in these quarters.



800

Visual positions in race at 2nd Quarter



400

Visual positions in race at 3rd Quarter



Powered by



Harness Analyser

Sectional Analysis Software

Not just form | Free Trial

www.facebook.com/PJHarnessRacing



RISE Digital, Harness Racing Australia nor the provider accepts any responsibility for the completeness or accuracy of any of the information contained herein, and makes no representations about its suitability for any particular purpose. Users should make their own judgements about those matters and/or seek independent advice. You assume all risks associated with use of data provided on this page

Tamworth Race 5 Distance 1609m

Sunday, 10 March 2024

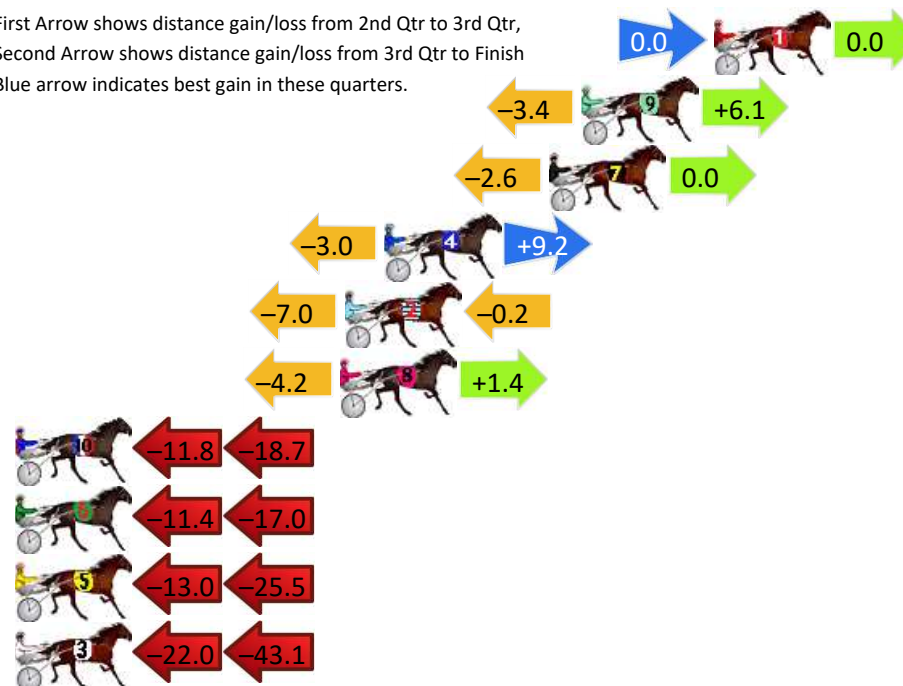
Gross Time: 1:58.70 MileRate: 1:58.70 LeadTime: 0.00s First Qtr: 28.50s Second Qtr: 29.70s Third Qtr: 29.80s Fourth Qtr: 30.70s

DATA TABLE: 800 / 400 Posi's are position from leader and (how wide the horse was at that position)

NoHorse	Plc	Mar	800 Posi	400 Posi	Time	3rd Qtr	4th Qt
1 KARALTA COURAGE	1	0.0m	0.0m (0)	0.0m (0)	1:58.70	29.80s	30.70s
9 COUNTRY MAJOR	2	5.3m	8.0m (0)	11.4m (1)	1:59.13	30.06s	30.23s
7 HE SAID SHE SAID	3	6.6m	4.0m (0)	6.6m (0)	1:59.23	30.00s	30.70s
4 VAN NIEKERK	4	13.2m	19.4m (0)	22.4m (0)	1:59.76	30.04s	30.00s
2 ENABLE ME	5	14.8m	7.6m (1)	14.6m (2)	1:59.89	30.33s	30.72s
8 LILLY SHANNON	6	15.0m	12.2m (0)	16.4m (0)	1:59.90	30.12s	30.59s
10 MONTANA NIGHTS	7	46.3m	15.8m (1)	27.6m (3)	2:02.42	30.67s	32.13s
6 UNCLE GREGORY	8	49.2m	20.8m (1)	32.2m (0)	2:02.65	30.64s	32.00s
5 PLAYBOY SHADOW	9	50.3m	11.8m (1)	24.8m (2)	2:02.74	30.75s	32.65s
3 SEAMARK	10	68.7m	3.6m (1)	25.6m (1)	2:04.22	31.41s	33.99s

Finish Position and metres gained

First Arrow shows distance gain/loss from 2nd Qtr to 3rd Qtr,
Second Arrow shows distance gain/loss from 3rd Qtr to Finish
Blue arrow indicates best gain in these quarters.



800

Visual positions in race at 2nd Quarter



400

Visual positions in race at 3rd Quarter



Powered by



Harness Analyser

Sectional Analysis Software

Not just form | Free Trial

www.facebook.com/PJHarnessRacing



RISE Digital, Harness Racing Australia nor the provider accepts any responsibility for the completeness or accuracy of any of the information contained herein, and makes no representations about its suitability for any particular purpose. Users should make their own judgements about those matters and/or seek independent advice. You assume all risks associated with use of data provided on this page

Tamworth Race 6 Distance 1609m

Sunday, 10 March 2024


Gross Time: 2:02.60 MileRate: 2:02.60 LeadTime: 0.00s First Qtr: 31.90s Second Qtr: 32.10s Third Qtr: 28.60s Fourth Qtr: 30.00s

DATA TABLE: 800 / 400 Posi's are position from leader and (how wide the horse was at that position)

NoHorse	Plc	Mar	800 Posi	400 Posi	Time	3rd Qtr	4th Qt
3 DON HESTON	1	0.0m	0.0m (0)	0.0m (0)	2:02.60	28.60s	30.00s
6 HOLD BACK THE RIVER	2	2.7m	0.6m (1)	2.8m (1)	2:02.81	28.76s	29.99s
1 REDS GOOD TO GO	3	8.4m	4.0m (0)	5.8m (0)	2:03.26	28.73s	30.19s
7 EYEKNOWTHEFACE	4	12.6m	8.0m (0)	9.8m (0)	2:03.59	28.73s	30.21s
10 SEVEN RIPPIN ACES	5	14.2m	13.8m (0)	14.6m (0)	2:03.72	28.66s	29.97s
9 BREXITT	6	14.9m	17.0m (1)	21.2m (2)	2:03.77	28.92s	29.53s
5 MY KINDA JUSTUS	7	17.9m	19.4m (0)	21.6m (0)	2:04.01	28.77s	29.72s
2 OVERTHEMOON	8	20.8m	8.8m (1)	17.6m (1)	2:04.23	29.24s	30.24s
4 COLETTE	9	22.9m	4.6m (1)	9.6m (1)	2:04.40	28.94s	30.99s
8 TAFL MOVE	10	22.9m	13.0m (1)	22.4m (1)	2:04.40	29.28s	30.04s

Finish Position and metres gained

First Arrow shows distance gain/loss from 2nd Qtr to 3rd Qtr,
Second Arrow shows distance gain/loss from 3rd Qtr to Finish
Blue arrow indicates best gain in these quarters.



800

Visual positions in race at 2nd Quarter



400

Visual positions in race at 3rd Quarter



Powered by



Harness Analyser

Sectional Analysis Software

Not just form | Free Trial

www.facebook.com/PJHarnessRacing



RISE Digital, Harness Racing Australia nor the provider accepts any responsibility for the completeness or accuracy of any of the information contained herein, and makes no representations about its suitability for any particular purpose. Users should make their own judgements about those matters and/or seek independent advice. You assume all risks associated with use of data provided on this page

Tamworth Race 7 Distance 1609m

Sunday, 10 March 2024

Gross Time: 2:00.10

MileRate: 2:00.10

LeadTime: 0.00s

First Qtr: 29.00s

Second Qtr: 31.00s

Third Qtr: 29.50s

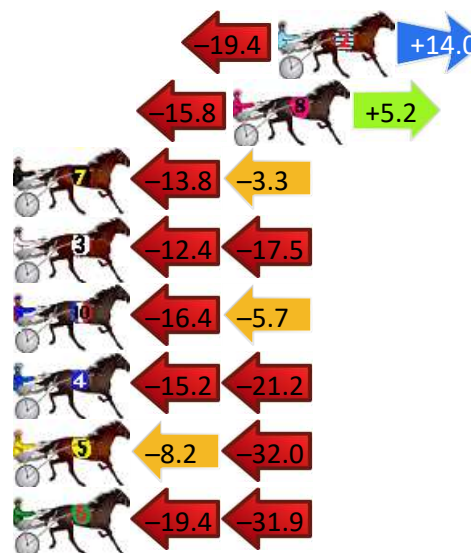
Fourth Qtr: 30.70s

DATA TABLE: 800 / 400 Posi's are position from leader and (how wide the horse was at that position)

NoHorse	Plc	Mar	800 Posi	400 Posi	Time	3rd Qtr	4th Qt
1 SULTAN FELLA	1	0.0m	0.0m (0)	0.0m (0)	2:00.10	29.50s	30.70s
9 BULLDOG BRAWLER	2	1.1m	9.4m (2)	0.4m (1)	2:00.19	28.83s	30.75s
2 GLENN FORD	3	17.4m	12.0m (1)	31.4m (2)	2:01.50	30.97s	29.63s
8 SPARKLING SUE	4	19.2m	8.6m (0)	24.4m (1)	2:01.64	30.69s	30.30s
7 VALIANT CHARGER	5	29.7m	12.6m (0)	26.4m (0)	2:02.49	30.53s	30.95s
3 STRAYTOTHEPOOLROOM	6	34.5m	4.6m (0)	17.0m (1)	2:02.87	30.40s	32.04s
10 THREE CHORD RIFF	7	38.3m	16.2m (1)	32.6m (1)	2:03.18	30.72s	31.14s
4 IM LOKI	8	40.2m	3.8m (1)	19.0m (2)	2:03.33	30.61s	32.32s
5 TARIFA GIRL	9	43.4m	3.2m (2)	11.4m (0)	2:03.59	30.07s	33.14s
6 MELTON XMAS GIRL	10	59.5m	8.2m (1)	27.6m (2)	2:04.88	30.90s	33.13s

Finish Position and metres gained

First Arrow shows distance gain/loss from 2nd Qtr to 3rd Qtr, Second Arrow shows distance gain/loss from 3rd Qtr to Finish Blue arrow indicates best gain in these quarters.



800

Visual positions in race at 2nd Quarter



400

Visual positions in race at 3rd Quarter



Powered by



Harness Analyser

Sectional Analysis Software

Not just form | Free Trial

www.facebook.com/PJHarnessRacing



RISE Digital, Harness Racing Australia nor the provider accepts any responsibility for the completeness or accuracy of any of the information contained herein, and makes no representations about its suitability for any particular purpose. Users should make their own judgements about those matters and/or seek independent advice. You assume all risks associated with use of data provided on this page

Tamworth Race 8 Distance 1609m

Sunday, 10 March 2024


Gross Time: 2:03.40 MileRate: 2:03.40 LeadTime: 0.00s First Qtr: 29.80s Second Qtr: 32.10s Third Qtr: 31.70s Fourth Qtr: 29.80s

DATA TABLE: 800 / 400 Posi's are position from leader and (how wide the horse was at that position)

NoHorse	Plc	Mar	800 Posi	400 Posi	Time	3rd Qtr	4th Qt
10 SPIRIT INSIDE	1	0.0m	7.6m (1)	3.6m (2)	2:03.40	31.39s	29.53s
5 IAM THE JOKER	2	2.5m	0.0m (0)	0.0m (0)	2:03.60	31.71s	29.99s
3 OUR BUSHWACKER	3	2.7m	20.6m (1)	13.8m (2)	2:03.61	31.15s	28.98s
6 ITS INEVITABLE	4	4.6m	3.4m (1)	6.4m (1)	2:03.76	31.93s	29.67s
8 DONT TELL DOROTHY	5	8.2m	16.2m (1)	9.4m (2)	2:04.04	31.18s	29.71s
1 DARK SIDE	6	8.9m	8.0m (0)	8.2m (0)	2:04.09	31.72s	29.85s
7 NAUGHTYINHEAVEN	7	9.7m	12.0m (0)	12.6m (0)	2:04.16	31.74s	29.59s
2 MUDDY MONTANA	8	11.3m	11.8m (1)	12.0m (1)	2:04.28	31.71s	29.75s
9 FREDDIES DELIGHT	9	14.7m	16.4m (0)	18.2m (0)	2:04.55	31.83s	29.54s
4 SWEET SUNSHINE	10	29.3m	4.0m (0)	4.4m (0)	2:05.69	31.79s	31.64s

Finish Position and metres gained

First Arrow shows distance gain/loss from 2nd Qtr to 3rd Qtr,
Second Arrow shows distance gain/loss from 3rd Qtr to Finish
Blue arrow indicates best gain in these quarters.



800

Visual positions in race at 2nd Quarter



400

Visual positions in race at 3rd Quarter



Powered by



Harness Analyser

Sectional Analysis Software

Not just form | Free Trial

www.facebook.com/PJHarnessRacing



RISE Digital, Harness Racing Australia nor the provider accepts any responsibility for the completeness or accuracy of any of the information contained herein, and makes no representations about its suitability for any particular purpose. Users should make their own judgements about those matters and/or seek independent advice. You assume all risks associated with use of data provided on this page

Tamworth Race 9 Distance 1609m

Sunday, 10 March 2024

Gross Time: 2:00.00

MileRate: 2:00.00

LeadTime: 0.00s

First Qtr: 29.30s

Second Qtr: 30.10s

Third Qtr: 29.70s

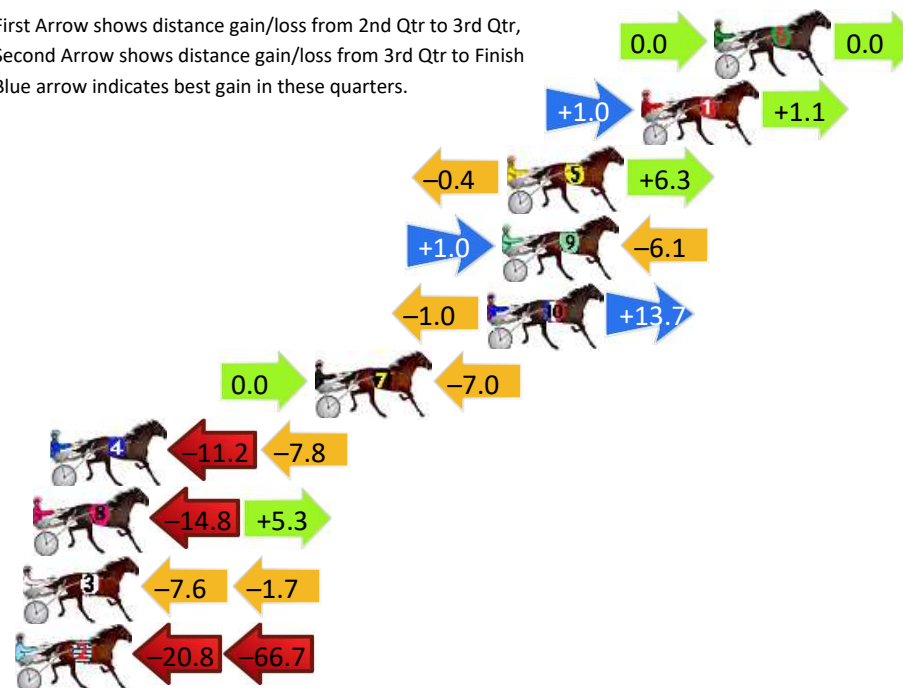
Fourth Qtr: 31.00s

DATA TABLE: 800 / 400 Posi's are position from leader and (how wide the horse was at that position)

No	Horse	Plc	Mar	800 Posi	400 Posi	Time	3rd Qtr	4th Qt
6	CARMELITE	1	0.0m	0.0m (0)	0.0m (0)	2:00.00	29.70s	31.00s
1	SONOFABET	2	2.9m	5.0m (0)	4.0m (0)	2:00.24	29.63s	30.92s
5	SMOLENSKI	3	8.3m	14.2m (0)	14.6m (0)	2:00.67	29.74s	30.51s
9	EXOTIC ROCKSTAR	4	8.5m	3.4m (1)	2.4m (1)	2:00.69	29.61s	31.47s
10	BETTERTHANKKYLIE	5	9.1m	21.8m (1)	22.8m (2)	2:00.74	29.80s	29.94s
7	OUR SAMMY JAE	6	16.0m	9.0m (0)	9.0m (0)	2:01.30	29.69s	31.54s
4	TASMANS DELIGHT	7	26.6m	7.6m (1)	18.8m (1)	2:02.16	30.53s	31.60s
8	VERY NEEDY	8	27.3m	17.8m (1)	32.6m (1)	2:02.21	30.83s	30.59s
3	SHEZA TIGERESS	9	27.7m	18.4m (0)	26.0m (0)	2:02.25	30.27s	31.13s
2	ROSIES ROSETTE	10	101.3m	13.8m (1)	34.6m (0)	2:08.21	31.16s	36.14s

Finish Position and metres gained

First Arrow shows distance gain/loss from 2nd Qtr to 3rd Qtr,
Second Arrow shows distance gain/loss from 3rd Qtr to Finish
Blue arrow indicates best gain in these quarters.



800

Visual positions in race at 2nd Quarter



400

Visual positions in race at 3rd Quarter



Powered by



Harness Analyser

Sectional Analysis Software

Not just form | Free Trial

www.facebook.com/PJHarnessRacing



RISE Digital, Harness Racing Australia nor the provider accepts any responsibility for the completeness or accuracy of any of the information contained herein, and makes no representations about its suitability for any particular purpose. Users should make their own judgements about those matters and/or seek independent advice. You assume all risks associated with use of data provided on this page