

# Goulburn Race 1 Distance 1710m

Monday, 11 March 2024

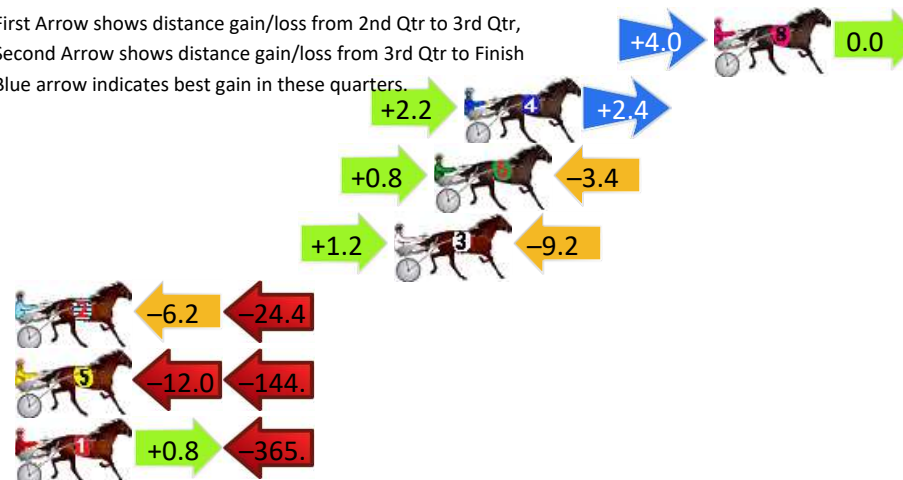
Gross Time: 2:08.70 MileRate: 2:01.10 LeadTime: 7.10s First Qtr: 31.00s Second Qtr: 30.40s Third Qtr: 30.00s Fourth Qtr: 30.20s

DATA TABLE: 800 / 400 Posi's are position from leader and (how wide the horse was at that position)

NoHorse	Plc	Mar	800 Posi	400 Posi	Time	3rd Qtr	4th Qt
8 KENNYWOULD	1	0.0m	4.0m (1)	0.0m (0)	2:08.70	29.70s	30.20s
4 ATEGO ADA	2	10.0m	14.6m (1)	12.4m (1)	2:09.49	29.84s	30.02s
6 ALDEBARAN RUBY	3	11.2m	8.6m (0)	7.8m (1)	2:09.59	29.94s	30.46s
3 SPIDER BLOOD	4	12.8m	4.8m (0)	3.6m (1)	2:09.71	29.91s	30.89s
2 SISTER KATIE	5	30.6m	0.0m (0)	6.2m (0)	2:11.12	30.46s	32.03s
5 ILLUSORY FEAT	6	165.7m	9.0m (1)	21.0m (0)	2:21.80	30.86s	41.06s
1 OURNORTHERNMET EOR	7	378.2m	13.8m (0)	13.0m (0)	2:38.61	29.85s	57.62s

## Finish Position and metres gained

First Arrow shows distance gain/loss from 2nd Qtr to 3rd Qtr,  
Second Arrow shows distance gain/loss from 3rd Qtr to Finish  
Blue arrow indicates best gain in these quarters.



800

Visual positions in race at 2nd Quarter



400

Visual positions in race at 3rd Quarter



Powered by



Harness Analyser

Sectional Analysis Software

Not just form | Free Trial

www.facebook.com/PJHarnessRacing



RISE Digital, Harness Racing Australia nor the provider accepts any responsibility for the completeness or accuracy of any of the information contained herein, and makes no representations about its suitability for any particular purpose. Users should make their own judgements about those matters and/or seek independent advice. You assume all risks associated with use of data provided on this page

# Goulburn Race 2 Distance 1710m

Monday, 11 March 2024



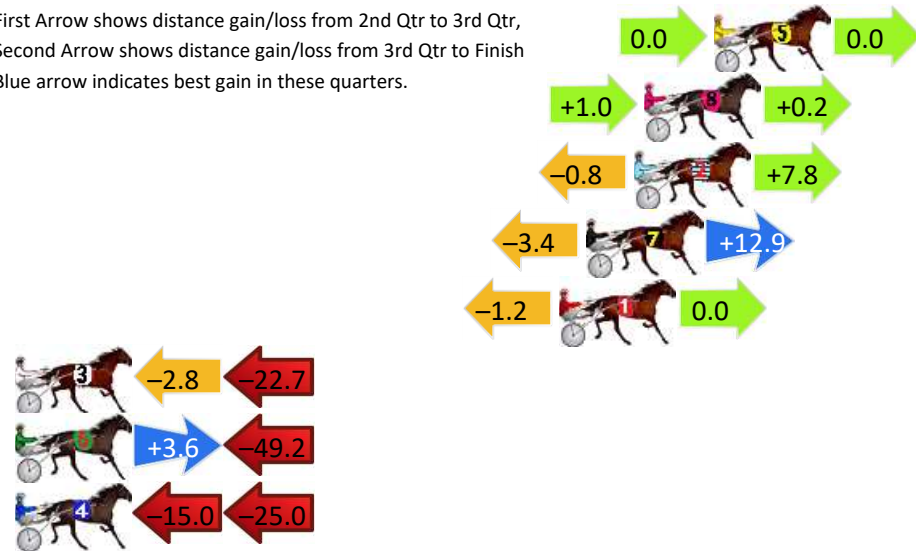
Gross Time: 2:09.80 MileRate: 2:02.10 LeadTime: 6.80s First Qtr: 30.80s Second Qtr: 32.00s Third Qtr: 29.40s Fourth Qtr: 30.80s

DATA TABLE: 800 / 400 Posi's are position from leader and (how wide the horse was at that position)

No	Horse	Plc	Mar	800 Posi	400 Posi	Time	3rd Qtr	4th Qt
5	MERKEL	1	0.0m	0.0m (0)	0.0m (0)	2:09.80	29.40s	30.80s
8	ELLOWEN	2	2.8m	4.0m (1)	3.0m (1)	2:10.03	29.33s	30.78s
2	CRITICAL ADVANTAGE	3	3.2m	10.2m (0)	11.0m (0)	2:10.06	29.47s	30.20s
7	ONAWINGANDAPRA YER	4	5.1m	14.6m (0)	18.0m (1)	2:10.21	29.68s	29.81s
1	SUGAR HIGH	5	6.2m	5.0m (0)	6.2m (0)	2:10.30	29.49s	30.80s
3	GIDDY UP EYES	6	36.3m	10.8m (1)	13.6m (1)	2:12.72	29.57s	32.54s
6	MIDNIGHT SECRET	7	64.0m	18.4m (1)	14.8m (2)	2:14.96	29.04s	34.57s
4	DOWN UNDER RORS	8	125.0m	85.0m (0)	100.0m (0)	2:19.87	30.48s	32.71s

## Finish Position and metres gained

First Arrow shows distance gain/loss from 2nd Qtr to 3rd Qtr,  
Second Arrow shows distance gain/loss from 3rd Qtr to Finish  
Blue arrow indicates best gain in these quarters.



Powered by  
**PJ**

**Harness Analyser**

Sectional Analysis Software  
Not just form | Free Trial

[www.facebook.com/PJHarnessRacing](http://www.facebook.com/PJHarnessRacing)



RISE Digital, Harness Racing Australia nor the provider accepts any responsibility for the completeness or accuracy of any of the information contained herein, and makes no representations about its suitability for any particular purpose. Users should make their own judgements about those matters and/or seek independent advice. You assume all risks associated with use of data provided on this page

# Goulburn Race 3 Distance 1710m

Monday, 11 March 2024

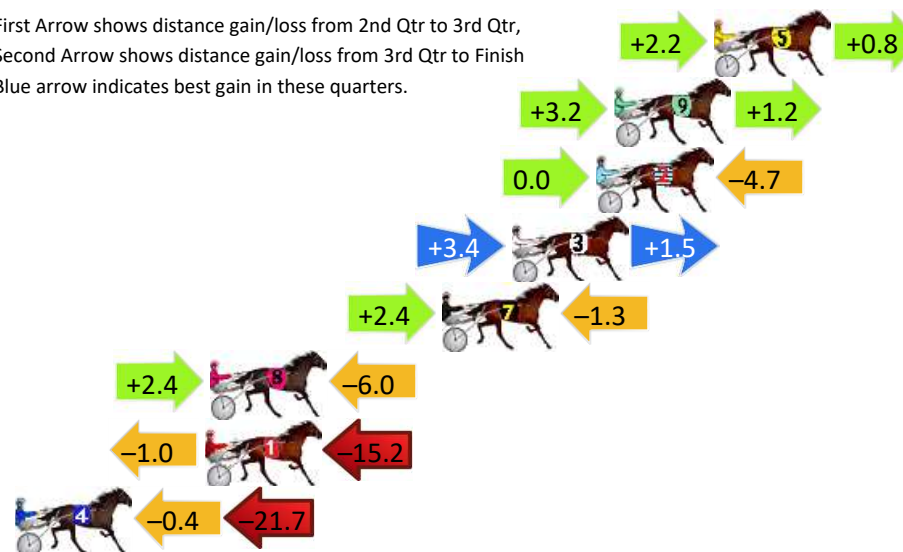
Gross Time: 2:05.50 MileRate: 1:58.10 LeadTime: 6.60s First Qtr: 29.80s Second Qtr: 31.30s Third Qtr: 29.50s Fourth Qtr: 28.30s

DATA TABLE: 800 / 400 Posi's are position from leader and (how wide the horse was at that position)

NoHorse	Plc	Mar	800 Posi	400 Posi	Time	3rd Qtr	4th Qt
5 LUCKILY	1	0.0m	3.0m (1)	0.8m (1)	2:05.50	29.34s	28.24s
9 ANNAS WISH	2	4.0m	8.4m (0)	5.2m (1)	2:05.80	29.27s	28.22s
2 THE MAYNE MARA	3	4.7m	0.0m (0)	0.0m (0)	2:05.85	29.51s	28.63s
3 ARTISTIC ANNA	4	8.1m	13.0m (0)	9.6m (0)	2:06.10	29.25s	28.19s
7 BEYONDREASON	5	10.9m	12.0m (1)	9.6m (1)	2:06.31	29.33s	28.39s
8 KANGALOO LAH BLING	6	20.2m	16.6m (1)	14.2m (1)	2:07.00	29.34s	28.72s
1 GILDA JUNE	7	20.4m	4.2m (0)	5.2m (0)	2:07.02	29.59s	29.37s
4 SHE WHO DARES	8	29.5m	7.4m (1)	7.8m (2)	2:07.69	29.56s	29.83s

## Finish Position and metres gained

First Arrow shows distance gain/loss from 2nd Qtr to 3rd Qtr,  
Second Arrow shows distance gain/loss from 3rd Qtr to Finish  
Blue arrow indicates best gain in these quarters.



800

Visual positions in race at 2nd Quarter



400

Visual positions in race at 3rd Quarter



# Goulburn Race 4 Distance 1710m

Monday, 11 March 2024




Gross Time: 2:05.20 MileRate: 1:57.80 LeadTime: 6.70s First Qtr: 30.20s Second Qtr: 29.90s Third Qtr: 28.80s Fourth Qtr: 29.60s

DATA TABLE: 800 / 400 Posi's are position from leader and (how wide the horse was at that position)

No	Horse	Plc	Mar	800 Posi	400 Posi	Time	3rd Qtr	4th Qt
3	KITSUNE	1	0.0m	0.0m (0)	0.0m (0)	2:05.20	28.80s	29.60s
1	ROCKNROLL RAMBO	2	4.6m	4.2m (0)	4.2m (0)	2:05.56	28.80s	29.63s
10	SWIFT AND DIRECT	3	7.9m	3.4m (1)	3.2m (1)	2:05.81	28.78s	29.95s
9	BUMPY J	4	13.0m	13.0m (0)	14.0m (0)	2:06.21	28.87s	29.53s
6	ZINSSAR	5	13.5m	8.4m (0)	8.8m (0)	2:06.25	28.82s	29.95s
4	AUCKLAND FLIGHT	6	34.7m	12.0m (1)	14.0m (1)	2:07.89	28.92s	31.12s
7	HIGHLANDS WARRIOR	7	39.6m	16.8m (1)	6.0m (2)	2:08.27	27.98s	32.07s
8	MANKIND	8	60.1m	25.4m (0)	27.0m (0)	2:09.86	28.88s	32.04s
2	DOUBLE SAID	9	70.7m	7.6m (1)	10.2m (1)	2:10.69	28.93s	34.05s
5	TESTO BROMAC	10	137.5m	80.0m (0)	110.0m (0)	2:15.87	30.95s	31.62s

## Finish Position and metres gained

First Arrow shows distance gain/loss from 2nd Qtr to 3rd Qtr,  
Second Arrow shows distance gain/loss from 3rd Qtr to Finish  
Blue arrow indicates best gain in these quarters.





# Goulburn Race 5 Distance 1710m

Monday, 11 March 2024




Gross Time: 2:04.70 MileRate: 1:57.40 LeadTime: 6.40s First Qtr: 29.90s Second Qtr: 30.60s Third Qtr: 28.20s Fourth Qtr: 29.60s

DATA TABLE: 800 / 400 Posi's are position from leader and (how wide the horse was at that position)

NoHorse	Plc	Mar	800 Posi	400 Posi	Time	3rd Qtr	4th Qt
2 NIFTY RONALD	1	0.0m	2.8m (1)	2.4m (1)	2:04.70	28.18s	29.42s
4 FOREVER REASON	2	0.5m	11.6m (1)	8.4m (1)	2:04.74	27.98s	29.02s
1 ALABAMA LIONESS	3	4.8m	0.0m (0)	0.0m (0)	2:05.07	28.19s	29.95s
8 ELEAZAR	4	9.9m	23.8m (2)	12.2m (2)	2:05.47	27.37s	29.43s
9 NIFTY SCHOOBEE	5	10.8m	4.0m (0)	5.8m (0)	2:05.54	28.32s	29.97s
3 OUR THUNDER	6	13.9m	7.2m (1)	8.0m (2)	2:05.78	28.25s	30.03s
7 ROCKING LOU	7	15.1m	21.2m (1)	16.2m (2)	2:05.87	27.84s	29.52s
10 SHEZA LENNY	8	18.7m	8.8m (0)	10.0m (0)	2:06.15	28.27s	30.24s
6 DREAM TO DANCE	9	20.6m	16.4m (1)	13.2m (1)	2:06.30	27.96s	30.14s
5 FULL OF WISDOM	10	21.1m	12.8m (0)	14.2m (0)	2:06.34	28.29s	30.11s

## Finish Position and metres gained

First Arrow shows distance gain/loss from 2nd Qtr to 3rd Qtr,  
Second Arrow shows distance gain/loss from 3rd Qtr to Finish  
Blue arrow indicates best gain in these quarters.



Powered by



Harness Analyser

Sectional Analysis Software

Not just form | Free Trial

[www.facebook.com/PJHarnessRacing](http://www.facebook.com/PJHarnessRacing)



RISE Digital, Harness Racing Australia nor the provider accepts any responsibility for the completeness or accuracy of any of the information contained herein, and makes no representations about its suitability for any particular purpose. Users should make their own judgements about those matters and/or seek independent advice. You assume all risks associated with use of data provided on this page

# Goulburn Race 6 Distance 1710m

Monday, 11 March 2024


Gross Time: 2:04.20 MileRate: 1:56.90 LeadTime: 6.40s First Qtr: 30.40s Second Qtr: 30.60s Third Qtr: 28.20s Fourth Qtr: 28.60s

DATA TABLE: 800 / 400 Posi's are position from leader and (how wide the horse was at that position)

NoHorse	Plc	Mar	800 Posi	400 Posi	Time	3rd Qtr	4th Qt
5 SATIN BANYULA	1	0.0m	20.6m (1)	9.4m (3)	2:04.20	27.41s	27.93s
3 EXPLOSIVE BRONSKI	2	1.8m	16.2m (0)	14.2m (2)	2:04.34	28.06s	27.72s
7 WILL I AM	3	2.6m	0.0m (0)	0.0m (0)	2:04.40	28.20s	28.78s
8 TAKE A HIKE	4	4.2m	4.0m (1)	3.0m (1)	2:04.52	28.13s	28.69s
4 BRACKEN WARRIOR	5	6.6m	4.2m (0)	4.0m (0)	2:04.70	28.18s	28.78s
9 KING COREY	6	8.2m	12.2m (0)	12.6m (0)	2:04.82	28.23s	28.29s
2 SPORTY BANYULA	7	9.3m	12.4m (1)	10.4m (2)	2:04.90	28.06s	28.52s
1 MONTEREI DUKE	8	14.0m	8.2m (0)	8.2m (0)	2:05.25	28.20s	29.01s
10 SWEET CHAPPY LOU	9	17.2m	16.4m (1)	6.6m (2)	2:05.49	27.50s	29.35s
6 BRIDGE COIN	10	18.9m	8.4m (1)	9.6m (1)	2:05.62	28.28s	29.26s

## Finish Position and metres gained

First Arrow shows distance gain/loss from 2nd Qtr to 3rd Qtr, Second Arrow shows distance gain/loss from 3rd Qtr to Finish  
Blue arrow indicates best gain in these quarters.



800

Visual positions in race at 2nd Quarter



400

Visual positions in race at 3rd Quarter



Powered by



Harness Analyser

Sectional Analysis Software

Not just form | Free Trial

[www.facebook.com/PJHarnessRacing](https://www.facebook.com/PJHarnessRacing)



RISE Digital, Harness Racing Australia nor the provider accepts any responsibility for the completeness or accuracy of any of the information contained herein, and makes no representations about its suitability for any particular purpose. Users should make their own judgements about those matters and/or seek independent advice. You assume all risks associated with use of data provided on this page

# Goulburn Race 7 Distance 1710m

Monday, 11 March 2024




Gross Time: 2:00.90 MileRate: 1:53.80 LeadTime: 6.60s First Qtr: 29.00s Second Qtr: 28.80s Third Qtr: 27.50s Fourth Qtr: 29.00s

DATA TABLE: 800 / 400 Posi's are position from leader and (how wide the horse was at that position)

No	Horse	Plc	Mar	800 Posi	400 Posi	Time	3rd Qtr	4th Qt
7	MIKI BE GOOD	1	0.0m	8.8m (1)	9.4m (2)	2:00.90	27.56s	28.32s
9	SIX AGAIN	2	9.1m	8.6m (0)	9.0m (0)	2:01.59	27.53s	29.01s
3	THE GREEK GENERAL	3	14.0m	0.0m (0)	0.0m (0)	2:01.97	27.47s	30.01s
10	MAJOR HUSS	4	14.8m	12.8m (1)	15.0m (2)	2:02.03	27.65s	28.99s
1	RAYS REDEMPTION	5	15.2m	4.4m (0)	4.6m (0)	2:02.06	27.49s	29.76s
4	RUDY GEE	6	16.3m	1.2m (1)	3.2m (1)	2:02.14	27.62s	29.94s
6	TUKURUA	7	28.3m	5.0m (1)	8.0m (1)	2:03.05	27.67s	30.46s
5	MERCURIUS	8	33.1m	17.0m (1)	21.0m (1)	2:03.42	27.76s	29.87s
2	GOODOLBOYSANDBEER	9	34.9m	13.0m (0)	14.4m (0)	2:03.56	27.56s	30.48s
8	MIKIBEQUICK	10	65.3m	36.0m (0)	45.0m (0)	2:05.87	28.09s	30.46s

## Finish Position and metres gained

First Arrow shows distance gain/loss from 2nd Qtr to 3rd Qtr, Second Arrow shows distance gain/loss from 3rd Qtr to Finish  
Blue arrow indicates best gain in these quarters.



# Goulburn Race 8 Distance 1710m

Monday, 11 March 2024

Gross Time: 2:03.20

MileRate: 1:55.90

LeadTime: 6.50s

First Qtr: 30.10s

Second Qtr: 30.20s

Third Qtr: 27.50s


Fourth Qtr: 28.90s

DATA TABLE: 800 / 400 Posi's are position from leader and (how wide the horse was at that position)

No	Horse	Plc	Mar	800 Posi	400 Posi	Time	3rd Qtr	4th Qt
6	MICK DANGER	1	0.0m	5.0m (1)	3.4m (2)	2:03.20	27.39s	28.66s
4	DAT LOVELY	2	6.0m	0.6m (1)	0.0m (1)	2:03.66	27.45s	29.33s
9	YUM CHA	3	8.9m	4.0m (0)	6.8m (0)	2:03.88	27.69s	29.05s
7	MODERN MILEY	4	15.8m	12.4m (0)	18.0m (0)	2:04.40	27.90s	28.74s
3	FREASON	5	25.7m	12.8m (1)	19.0m (2)	2:05.15	27.92s	29.38s
1	SIR KNIGHT	6	28.2m	0.0m (0)	2.6m (0)	2:05.34	27.64s	30.74s
10	ARENA QUEEN	7	128.0m	8.0m (0)	15.6m (1)	2:12.91	27.84s	36.98s
5	THATS ART	8	131.8m	16.8m (1)	21.6m (3)	2:13.20	27.64s	36.82s
2	ANGELSHAVTIME	9	282.4m	9.0m (1)	15.4m (2)	2:24.62	27.48s	48.08s

## Finish Position and metres gained

First Arrow shows distance gain/loss from 2nd Qtr to 3rd Qtr,  
Second Arrow shows distance gain/loss from 3rd Qtr to Finish  
Blue arrow indicates best gain in these quarters.



800

Visual positions in race at 2nd Quarter



400

Visual positions in race at 3rd Quarter



Powered by



Harness Analyser

Sectional Analysis Software

Not just form | Free Trial

[www.facebook.com/PJHarnessRacing](https://www.facebook.com/PJHarnessRacing)



RISE Digital, Harness Racing Australia nor the provider accepts any responsibility for the completeness or accuracy of any of the information contained herein, and makes no representations about its suitability for any particular purpose. Users should make their own judgements about those matters and/or seek independent advice. You assume all risks associated with use of data provided on this page



# Goulburn Race 9 Distance 2240m

Monday, 11 March 2024

Gross Time: 2:48.30

MileRate: 2:00.90

LeadTime: 49.90s

First Qtr: 33.60s

Second Qtr: 28.80s

Third Qtr: 27.50s


Fourth Qtr: 28.50s

DATA TABLE: 800 / 400 Posi's are position from leader and (how wide the horse was at that position)

No	Horse	Plc	Mar	800 Posi	400 Posi	Time	3rd Qtr	4th Qt
1	HAS THE COURAGE	1	0.0m	4.0m (0)	4.0m (0)	2:48.30	27.50s	28.22s
5	THE TEXAS RANGER	2	1.1m	15.0m (1)	14.8m (1)	2:48.38	27.50s	27.53s
4	BEER MONEY	3	1.6m	10.8m (1)	10.6m (1)	2:48.42	27.50s	27.86s
2	MY CRACKLING ROSIE	4	2.8m	0.0m (0)	0.0m (0)	2:48.51	27.50s	28.70s
8	THE TALK	5	5.1m	12.6m (0)	12.6m (0)	2:48.68	27.51s	27.97s
3	HERE COMES BOBBY	6	7.0m	16.6m (0)	16.8m (0)	2:48.82	27.53s	27.81s
6	DRAGON TATTOO	7	7.3m	6.6m (1)	6.2m (2)	2:48.85	27.47s	28.58s
7	MAYOR OF ELWOOD	8	7.9m	19.4m (1)	16.6m (2)	2:48.89	27.32s	27.88s
10	FATHER BOB	9	10.6m	2.4m (1)	3.2m (1)	2:49.09	27.55s	29.02s
9	RAGING SEA	10	11.2m	8.4m (0)	8.2m (0)	2:49.14	27.48s	28.71s

## Finish Position and metres gained

First Arrow shows distance gain/loss from 2nd Qtr to 3rd Qtr,  
Second Arrow shows distance gain/loss from 3rd Qtr to Finish  
Blue arrow indicates best gain in these quarters.



800

Visual positions in race at 2nd Quarter



400

Visual positions in race at 3rd Quarter



Powered by



Harness Analyser

Sectional Analysis Software

Not just form | Free Trial

[www.facebook.com/PJHarnessRacing](http://www.facebook.com/PJHarnessRacing)



RISE Digital, Harness Racing Australia nor the provider accepts any responsibility for the completeness or accuracy of any of the information contained herein, and makes no representations about its suitability for any particular purpose. Users should make their own judgements about those matters and/or seek independent advice. You assume all risks associated with use of data provided on this page