

# Leeton Race 1 Distance 1758m

Tuesday, 12 March 2024


Gross Time: 2:10.80 MileRate: 1:59.80 LeadTime: 9.60s First Qtr: 32.40s Second Qtr: 30.30s Third Qtr: 29.60s Fourth Qtr: 28.90s

DATA TABLE: 800 / 400 Posi's are position from leader and (how wide the horse was at that position)

| NoHorse            | Plc | Mar   | 800 Posi  | 400 Posi  | Time    | 3rd Qtr | 4th Qt |
|--------------------|-----|-------|-----------|-----------|---------|---------|--------|
| 3 ALL SO SASSY     | 1   | 0.0m  | 4.8m (1)  | 4.0m (2)  | 2:10.80 | 29.54s  | 28.61s |
| 4 NO MORE PROMISES | 2   | 2.4m  | 0.0m (0)  | 0.0m (0)  | 2:10.98 | 29.60s  | 29.07s |
| 1 THE LURKER       | 3   | 4.9m  | 4.2m (0)  | 4.8m (0)  | 2:11.17 | 29.64s  | 28.91s |
| 8 PABLOS ART       | 4   | 6.3m  | 9.4m (1)  | 9.8m (2)  | 2:11.28 | 29.63s  | 28.65s |
| 5 COMPLICATED      | 5   | 7.0m  | 22.4m (1) | 22.4m (0) | 2:11.33 | 29.59s  | 27.79s |
| 9 NAPOLI NIGHTS    | 6   | 10.3m | 14.0m (1) | 15.4m (2) | 2:11.58 | 29.70s  | 28.53s |
| 10 MIAMI SURF      | 7   | 10.8m | 18.2m (1) | 19.4m (1) | 2:11.62 | 29.68s  | 28.28s |
| 7 GLAMOUR FOX      | 8   | 15.9m | 8.4m (0)  | 9.8m (1)  | 2:12.01 | 29.71s  | 29.34s |
| 2 MANGOCHILILIME   | 9   | 16.6m | 0.2m (1)  | 1.4m (1)  | 2:12.06 | 29.70s  | 29.99s |


## Finish Position and metres gained

First Arrow shows distance gain/loss from 2nd Qtr to 3rd Qtr,  
Second Arrow shows distance gain/loss from 3rd Qtr to Finish  
Blue arrow indicates best gain in these quarters.



800

Visual positions in race at 2nd Quarter



400

Visual positions in race at 3rd Quarter



Powered by



Harness Analyser

Sectional Analysis Software

Not just form | Free Trial

[www.facebook.com/PJHarnessRacing](http://www.facebook.com/PJHarnessRacing)



RISE Digital, Harness Racing Australia nor the provider accepts any responsibility for the completeness or accuracy of any of the information contained herein, and makes no representations about its suitability for any particular purpose. Users should make their own judgements about those matters and/or seek independent advice. You assume all risks associated with use of data provided on this page

# Leeton Race 2 Distance 1758m

Tuesday, 12 March 2024


Gross Time: 2:12.00 MileRate: 2:00.90 LeadTime: 9.50s First Qtr: 32.70s Second Qtr: 31.60s Third Qtr: 30.60s Fourth Qtr: 27.60s

DATA TABLE: 800 / 400 Posi's are position from leader and (how wide the horse was at that position)

| No | Horse              | Plc | Mar   | 800 Posi  | 400 Posi  | Time    | 3rd Qtr | 4th Qt |
|----|--------------------|-----|-------|-----------|-----------|---------|---------|--------|
| 1  | DUST TO DIAMONDS   | 1   | 0.0m  | 0.0m (0)  | 0.0m (0)  | 2:12.00 | 30.60s  | 27.60s |
| 2  | MASTABLASTA        | 2   | 4.4m  | 4.4m (0)  | 4.4m (0)  | 2:12.32 | 30.60s  | 27.60s |
| 7  | BLUES TERROR       | 3   | 6.3m  | 9.0m (0)  | 9.2m (0)  | 2:12.46 | 30.60s  | 27.40s |
| 10 | THE BANKER         | 4   | 9.8m  | 13.0m (0) | 13.6m (0) | 2:12.71 | 30.63s  | 27.34s |
| 8  | HILLY              | 5   | 13.8m | 3.6m (1)  | 3.6m (1)  | 2:13.00 | 30.64s  | 28.30s |
| 9  | SCOTTIE MACH       | 6   | 14.2m | 16.4m (1) | 16.6m (1) | 2:13.03 | 30.61s  | 27.44s |
| 4  | SIGNOR JUJON       | 7   | 18.6m | 8.2m (1)  | 8.0m (1)  | 2:13.35 | 30.63s  | 28.33s |
| 3  | JACKS LAST HOO RAA | 8   | 23.1m | 12.4m (1) | 12.0m (1) | 2:13.68 | 30.61s  | 28.36s |
| 6  | FAMILY TREE        | 9   | 24.6m | 26.0m (1) | 28.4m (1) | 2:13.79 | 30.76s  | 27.34s |
| 5  | FIFTYSHADESOFHAY   | 10  | 24.9m | 20.6m (1) | 21.2m (1) | 2:13.81 | 30.66s  | 27.85s |

## Finish Position and metres gained

First Arrow shows distance gain/loss from 2nd Qtr to 3rd Qtr,  
Second Arrow shows distance gain/loss from 3rd Qtr to Finish  
Blue arrow indicates best gain in these quarters.



800

Visual positions in race at 2nd Quarter



400

Visual positions in race at 3rd Quarter

# Leeton Race 3 Distance 1758m

Tuesday, 12 March 2024

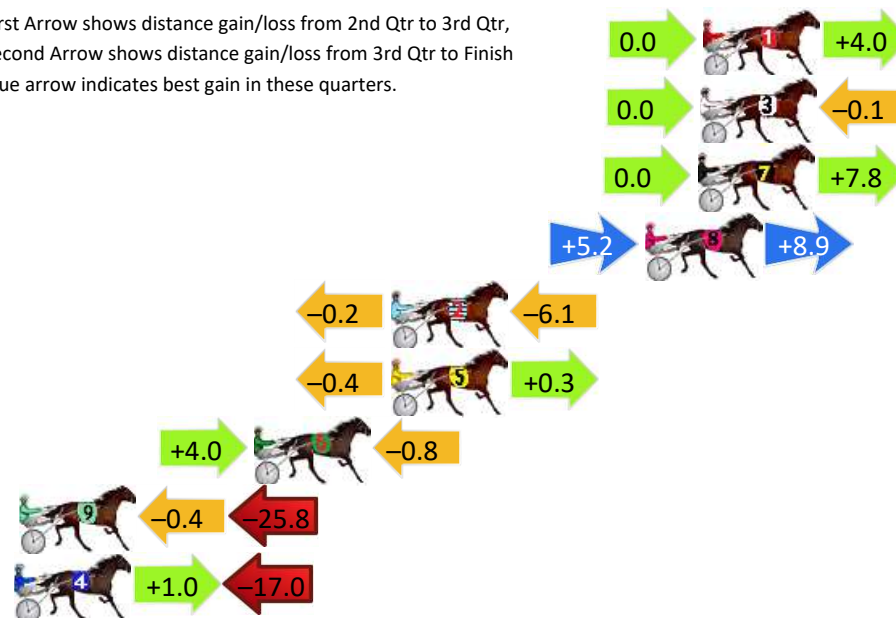
Gross Time: 2:10.20 MileRate: 1:59.20 LeadTime: 9.50s First Qtr: 31.00s Second Qtr: 30.80s Third Qtr: 30.50s Fourth Qtr: 28.40s

DATA TABLE: 800 / 400 Posi's are position from leader and (how wide the horse was at that position)

| No | Horse             | Plc | Mar   | 800 Posi  | 400 Posi  | Time    | 3rd Qtr | 4th Qt |
|----|-------------------|-----|-------|-----------|-----------|---------|---------|--------|
| 1  | IMPERIOUS         | 1   | 0.0m  | 4.0m (0)  | 4.0m (0)  | 2:10.20 | 30.49s  | 28.12s |
| 3  | GLAMORS SYMBOL    | 2   | 0.1m  | 0.0m (0)  | 0.0m (0)  | 2:10.21 | 30.50s  | 28.41s |
| 7  | TIPPING POINT     | 3   | 0.2m  | 8.0m (0)  | 8.0m (0)  | 2:10.21 | 30.48s  | 27.85s |
| 8  | I WANNA DANCE     | 4   | 2.3m  | 16.4m (1) | 11.2m (2) | 2:10.37 | 30.10s  | 27.77s |
| 2  | RAGING ON         | 5   | 12.5m | 6.2m (1)  | 6.4m (1)  | 2:11.13 | 30.53s  | 28.83s |
| 5  | MOP               | 5   | 12.5m | 12.4m (0) | 12.8m (0) | 2:11.13 | 30.53s  | 28.38s |
| 6  | BETTERTHANTHEBOYZ | 7   | 18.0m | 21.2m (1) | 17.2m (1) | 2:11.54 | 30.21s  | 28.46s |
| 9  | RUN BUSINESS RUN  | 8   | 27.4m | 1.2m (1)  | 1.6m (1)  | 2:12.24 | 30.60s  | 30.22s |
| 4  | MYRUNA            | 9   | 27.6m | 11.6m (1) | 10.6m (1) | 2:12.26 | 30.47s  | 29.60s |

## Finish Position and metres gained

First Arrow shows distance gain/loss from 2nd Qtr to 3rd Qtr,  
Second Arrow shows distance gain/loss from 3rd Qtr to Finish  
Blue arrow indicates best gain in these quarters.



800

Visual positions in race at 2nd Quarter



400

Visual positions in race at 3rd Quarter



Powered by



Harness Analyser

Sectional Analysis Software

Not just form | Free Trial

[www.facebook.com/PJHarnessRacing](http://www.facebook.com/PJHarnessRacing)



RISE Digital, Harness Racing Australia nor the provider accepts any responsibility for the completeness or accuracy of any of the information contained herein, and makes no representations about its suitability for any particular purpose. Users should make their own judgements about those matters and/or seek independent advice. You assume all risks associated with use of data provided on this page

# Leeton Race 4 Distance 2147m

Tuesday, 12 March 2024

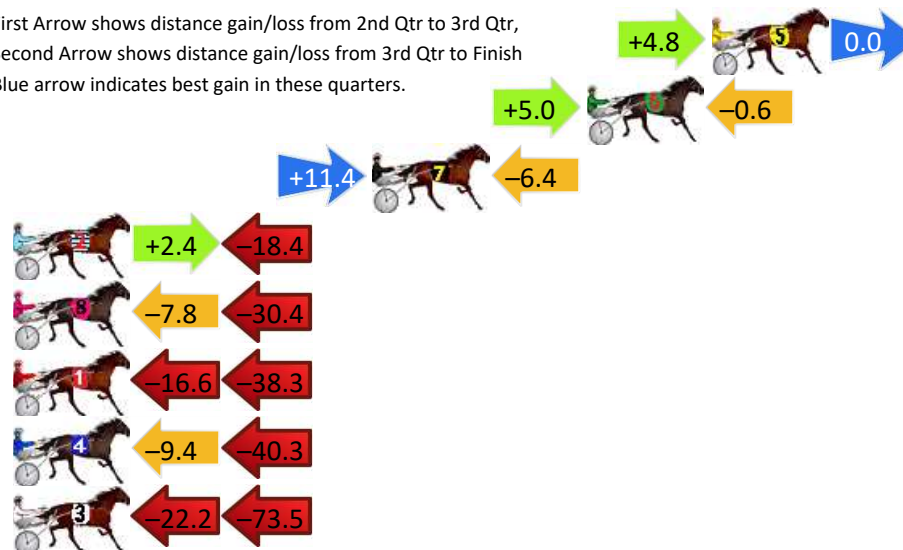
Gross Time: 2:40.40 MileRate: 2:00.20 LeadTime: 36.80s First Qtr: 32.10s Second Qtr: 29.90s Third Qtr: 31.60s Fourth Qtr: 30.00s

DATA TABLE: 800 / 400 Posi's are position from leader and (how wide the horse was at that position)

| NoHorse             | Plc | Mar   | 800 Posi  | 400 Posi  | Time    | 3rd Qtr | 4th Qt |
|---------------------|-----|-------|-----------|-----------|---------|---------|--------|
| 5 WITH COMPLIMENTS  | 1   | 0.0m  | 4.8m (1)  | 0.0m (0)  | 2:40.40 | 31.23s  | 30.00s |
| 6 ROLL THE ACES     | 2   | 5.0m  | 9.4m (1)  | 4.4m (1)  | 2:40.79 | 31.22s  | 30.04s |
| 7 VILLAGE GENTLEMAN | 3   | 13.6m | 18.6m (1) | 7.2m (2)  | 2:41.47 | 30.74s  | 30.48s |
| 2 ROCKNROLL UPTON   | 4   | 30.0m | 14.0m (1) | 11.6m (1) | 2:42.76 | 31.45s  | 31.37s |
| 8 IN ME TO GRIN     | 5   | 38.2m | 0.0m (1)  | 7.8m (0)  | 2:43.40 | 32.26s  | 32.27s |
| 1 GEOFFREY BEE      | 6   | 60.1m | 5.2m (0)  | 21.8m (1) | 2:45.12 | 32.95s  | 32.86s |
| 4 POPS GEE          | 7   | 68.5m | 18.8m (0) | 28.2m (1) | 2:45.78 | 32.40s  | 33.01s |
| 3 MISS JASSIE       | 8   | 95.9m | 0.2m (0)  | 22.4m (0) | 2:47.94 | 33.45s  | 35.48s |


## Finish Position and metres gained

First Arrow shows distance gain/loss from 2nd Qtr to 3rd Qtr,  
Second Arrow shows distance gain/loss from 3rd Qtr to Finish  
Blue arrow indicates best gain in these quarters.



800

Visual positions in race at 2nd Quarter



400

Visual positions in race at 3rd Quarter



Powered by



Harness Analyser

Sectional Analysis Software

Not just form | Free Trial

[www.facebook.com/PJHarnessRacing](http://www.facebook.com/PJHarnessRacing)



RISE Digital, Harness Racing Australia nor the provider accepts any responsibility for the completeness or accuracy of any of the information contained herein, and makes no representations about its suitability for any particular purpose. Users should make their own judgements about those matters and/or seek independent advice. You assume all risks associated with use of data provided on this page



# Leeton Race 5 Distance 1758m

Tuesday, 12 March 2024

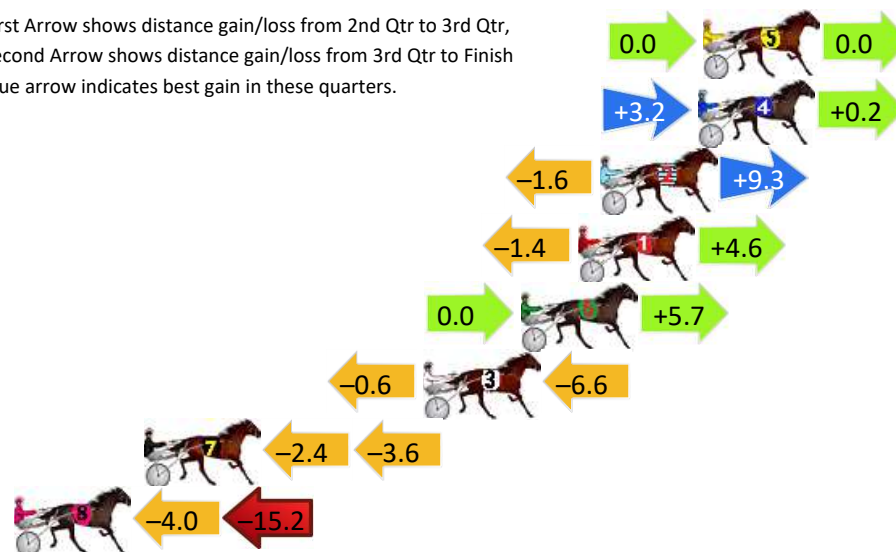
Gross Time: 2:10.40 MileRate: 1:59.40 LeadTime: 9.00s First Qtr: 30.00s Second Qtr: 31.50s Third Qtr: 30.90s Fourth Qtr: 29.00s

DATA TABLE: 800 / 400 Posi's are position from leader and (how wide the horse was at that position)

| NoHorse            | Plc | Mar   | 800 Posi  | 400 Posi  | Time    | 3rd Qtr | 4th Qt |
|--------------------|-----|-------|-----------|-----------|---------|---------|--------|
| 5 ABERCROMBIE ART  | 1   | 0.0m  | 0.0m (0)  | 0.0m (0)  | 2:10.40 | 30.90s  | 29.00s |
| 4 LENNETH          | 2   | 0.2m  | 3.6m (1)  | 0.4m (1)  | 2:10.42 | 30.66s  | 28.99s |
| 2 PLANET DOWNS     | 3   | 4.1m  | 11.8m (0) | 13.4m (0) | 2:10.71 | 31.00s  | 28.33s |
| 1 SHEZA BETTOR GEM | 4   | 5.0m  | 8.2m (0)  | 9.6m (0)  | 2:10.78 | 30.99s  | 28.67s |
| 6 GOODTIME JAZZI   | 5   | 7.3m  | 13.0m (1) | 13.0m (2) | 2:10.96 | 30.89s  | 28.59s |
| 3 LIKEABLE ROGUE   | 6   | 11.2m | 4.0m (0)  | 4.6m (0)  | 2:11.25 | 30.96s  | 29.48s |
| 7 ARTS CLASSIC     | 7   | 22.4m | 16.4m (0) | 18.8m (2) | 2:12.10 | 31.09s  | 29.26s |
| 8 DEE TERROR       | 8   | 27.6m | 8.4m (1)  | 12.4m (1) | 2:12.50 | 31.23s  | 30.10s |

## Finish Position and metres gained

First Arrow shows distance gain/loss from 2nd Qtr to 3rd Qtr,  
Second Arrow shows distance gain/loss from 3rd Qtr to Finish  
Blue arrow indicates best gain in these quarters.



800

Visual positions in race at 2nd Quarter



400

Visual positions in race at 3rd Quarter



Powered by



Harness Analyser

Sectional Analysis Software

Not just form | Free Trial

[www.facebook.com/PJHarnessRacing](http://www.facebook.com/PJHarnessRacing)



RISE Digital, Harness Racing Australia nor the provider accepts any responsibility for the completeness or accuracy of any of the information contained herein, and makes no representations about its suitability for any particular purpose. Users should make their own judgements about those matters and/or seek independent advice. You assume all risks associated with use of data provided on this page

# Leeton Race 6 Distance 1758m

Tuesday, 12 March 2024


Gross Time: 2:12.20 MileRate: 2:01.00 LeadTime: 8.90s First Qtr: 32.90s Second Qtr: 31.40s Third Qtr: 30.20s Fourth Qtr: 28.80s

DATA TABLE: 800 / 400 Posi's are position from leader and (how wide the horse was at that position)

| NoHorse              | Plc | Mar   | 800 Posi  | 400 Posi  | Time    | 3rd Qtr | 4th Qt |
|----------------------|-----|-------|-----------|-----------|---------|---------|--------|
| 9 MILLYS PRINCE      | 1   | 0.0m  | 1.2m (1)  | 0.2m (1)  | 2:12.20 | 30.13s  | 28.79s |
| 8 NOTTADOUBT         | 2   | 8.9m  | 6.2m (1)  | 6.8m (1)  | 2:12.87 | 30.25s  | 28.95s |
| 1 MASTER OF ILLUSION | 3   | 10.1m | 4.0m (0)  | 4.2m (0)  | 2:12.96 | 30.22s  | 29.22s |
| 5 TRUMPYS LEGEND     | 4   | 11.4m | 0.0m (0)  | 0.0m (0)  | 2:13.06 | 30.22s  | 29.62s |
| 2 EYES FOR DOLLARS   | 5   | 12.4m | 8.2m (0)  | 9.6m (0)  | 2:13.14 | 30.31s  | 29.00s |
| 4 SMOKIN TALLY       | 6   | 20.3m | 15.4m (1) | 13.8m (2) | 2:13.73 | 30.09s  | 29.27s |
| 7 GOLDEN REASON      | 7   | 28.1m | 13.2m (0) | 16.8m (1) | 2:14.32 | 30.48s  | 29.61s |
| 10 HEZA STARMAN      | 8   | 33.7m | 11.0m (1) | 12.6m (1) | 2:14.75 | 30.35s  | 30.31s |

## Finish Position and metres gained

First Arrow shows distance gain/loss from 2nd Qtr to 3rd Qtr,  
Second Arrow shows distance gain/loss from 3rd Qtr to Finish  
Blue arrow indicates best gain in these quarters.



800

Visual positions in race at 2nd Quarter



400

Visual positions in race at 3rd Quarter



Powered by



Harness Analyser

Sectional Analysis Software

Not just form | Free Trial

[www.facebook.com/PJHarnessRacing](http://www.facebook.com/PJHarnessRacing)



RISE Digital, Harness Racing Australia nor the provider accepts any responsibility for the completeness or accuracy of any of the information contained herein, and makes no representations about its suitability for any particular purpose. Users should make their own judgements about those matters and/or seek independent advice. You assume all risks associated with use of data provided on this page

# Leeton Race 7 Distance 2147m

Tuesday, 12 March 2024

Gross Time: 2:42.00 MileRate: 2:01.40 LeadTime: 40.30s First Qtr: 32.10s Second Qtr: 30.60s Third Qtr: 30.10s Fourth Qtr: 28.90s

DATA TABLE: 800 / 400 Posi's are position from leader and (how wide the horse was at that position)

| NoHorse            | Plc | Mar   | 800 Posi  | 400 Posi  | Time    | 3rd Qtr | 4th Qt |
|--------------------|-----|-------|-----------|-----------|---------|---------|--------|
| 9 MY ULTIMATE HUGO | 1   | 0.0m  | 1.4m (1)  | 0.8m (1)  | 2:42.00 | 30.05s  | 28.84s |
| 1 WOT DYA RECKON   | 2   | 0.5m  | 0.0m (0)  | 0.0m (0)  | 2:42.04 | 30.10s  | 28.94s |
| 2 SURAZ            | 3   | 21.2m | 6.6m (1)  | 6.6m (1)  | 2:43.61 | 30.12s  | 29.95s |
| 5 ALISKI           | 4   | 38.8m | 17.6m (1) | 18.0m (1) | 2:44.94 | 30.16s  | 30.39s |
| 6 JAKES BUDDY      | 5   | 40.7m | 15.4m (0) | 16.8m (0) | 2:45.09 | 30.24s  | 30.62s |
| 3 NORDIC ICE DRIFT | 6   | 42.4m | 8.8m (0)  | 12.8m (1) | 2:45.22 | 30.44s  | 31.03s |
| 8 MAXYS GEM        | 7   | 45.0m | 4.4m (0)  | 8.4m (0)  | 2:45.41 | 30.45s  | 31.53s |
| 10 TASSIE SAFARI   | 8   | 71.4m | 40.0m (0) | 45.0m (0) | 2:47.42 | 30.51s  | 30.80s |
| 4 DREAM ON KIKO    | 9   | 88.4m | 12.6m (1) | 30.0m (0) | 2:48.70 | 31.46s  | 33.10s |

## Finish Position and metres gained

First Arrow shows distance gain/loss from 2nd Qtr to 3rd Qtr, Second Arrow shows distance gain/loss from 3rd Qtr to Finish Blue arrow indicates best gain in these quarters.

