

# Menangle Race 1 Distance 1609m

Tuesday, 12 March 2024


Gross Time: 2:00.00 MileRate: 2:00.00 LeadTime: 0.00s First Qtr: 28.80s Second Qtr: 32.00s Third Qtr: 30.50s Fourth Qtr: 28.70s

DATA TABLE: 800 / 400 Posi's are position from leader and (how wide the horse was at that position)

NoHorse	Plc	Mar	800 Posi	400 Posi	Time	3rd Qtr	4th Qt
4 VALTINO	1	0.0m	8.8m (0)	1.6m (2)	2:00.00	29.97s	28.59s
1 KARAKAJACK TOOTH	2	0.4m	13.0m (0)	0.0m (0)	2:00.03	29.54s	28.73s
3 TARENDAISE	3	30.7m	4.6m (0)	0.8m (1)	2:02.31	30.29s	30.83s
5 PROHIBITED LOVE	4	58.2m	17.4m (0)	12.8m (1)	2:04.39	30.26s	31.94s
6 MILITARY MERIT	5	106.8m	0.0m (0)	13.0m (3)	2:08.05	31.67s	35.39s
2 MAXIMUS MERIDIUS	6	113.7m	100.0m (0)	90.0m (0)	2:08.57	29.82s	30.39s

## Finish Position and metres gained

First Arrow shows distance gain/loss from 2nd Qtr to 3rd Qtr,  
Second Arrow shows distance gain/loss from 3rd Qtr to Finish  
Blue arrow indicates best gain in these quarters.



# Menangle Race 2 Distance 2300m

Tuesday, 12 March 2024

Gross Time: 2:51.30

MileRate: 1:58.80

LeadTime: 52.60s

First Qtr: 30.10s

Second Qtr: 29.90s

Third Qtr: 28.60s

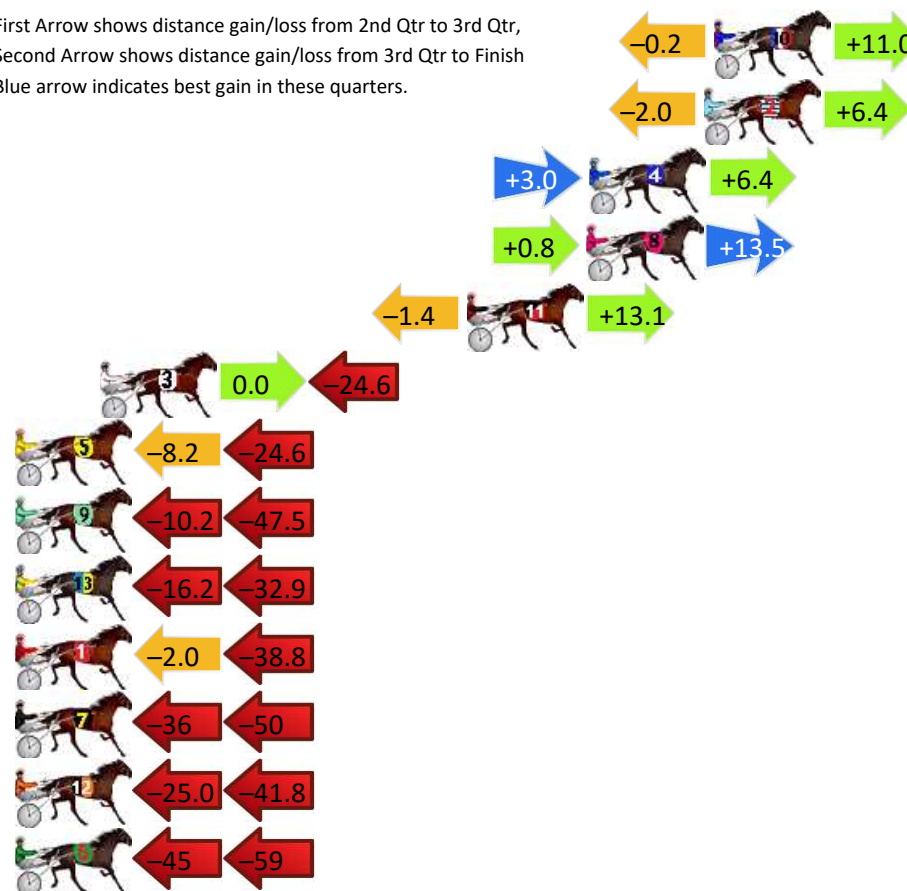
Fourth Qtr: 30.10s

DATA TABLE: 800 / 400 Posi's are position from leader and (how wide the horse was at that position)

No	Horse	Plc	Mar	800 Posi	400 Posi	Time	3rd Qtr	4th Qt
10	RAKERO WARRIOR	1	0.0m	10.8m (1)	11.0m (1)	2:51.30	28.64s	29.28s
2	SALUTE STRIDE	2	0.4m	4.8m (0)	6.8m (0)	2:51.33	28.76s	29.62s
4	SHOULD BEABARCA	3	5.0m	14.4m (0)	11.4m (2)	2:51.69	28.39s	29.62s
8	TEDESCO	4	5.1m	19.4m (0)	18.6m (1)	2:51.70	28.57s	29.09s
11	DOLLYS LAW	5	9.9m	21.6m (1)	23.0m (1)	2:52.08	28.73s	29.12s
3	DREAM OVER	6	24.6m	0.0m (0)	0.0m (0)	2:53.24	28.55s	31.94s
5	TRIUMPH STRIDE	7	43.2m	10.4m (0)	18.6m (0)	2:54.71	29.15s	31.94s
9	TWIXTEN	8	74.3m	16.6m (1)	26.8m (2)	2:57.16	29.26s	33.65s
13	MY LIGHTNING MCQUEEN	9	74.5m	25.4m (2)	41.6m (0)	2:57.17	29.72s	32.56s
1	FAMILIAR TRICKS	10	95.8m	55.0m (0)	57.0m (0)	2:58.85	28.67s	33.00s
7	DANCINGALLALONE	11	129.1m	44.0m (0)	80.0m (0)	3:01.48	31.14s	33.77s
12	SPEEDY LOVER	12	136.8m	70.0m (0)	95.0m (0)	3:02.08	30.35s	33.23s
6	YOUNG SON	13	143.2m	40.0m (0)	85.0m (0)	3:02.59	31.77s	34.46s

## Finish Position and metres gained

First Arrow shows distance gain/loss from 2nd Qtr to 3rd Qtr,  
Second Arrow shows distance gain/loss from 3rd Qtr to Finish  
Blue arrow indicates best gain in these quarters.



Powered by



Harness Analyser



Sectional Analysis Software

Not just form | Free Trial

[www.facebook.com/PJHarnessRacing](https://www.facebook.com/PJHarnessRacing)



RISE Digital, Harness Racing Australia nor the provider accepts any responsibility for the completeness or accuracy of any of the information contained herein, and makes no representations about its suitability for any particular purpose. Users should make their own judgements about those matters and/or seek independent advice. You assume all risks associated with use of data provided on this page



Powered by  
**PJ** Harness Analyser

Sectional Analysis Software  
Not just form | Free Trial

[www.facebook.com/PJHarnessRacing](https://www.facebook.com/PJHarnessRacing)



RISE Digital, Harness Racing Australia nor the provider accepts any responsibility for the completeness or accuracy of any of the information contained herein, and makes no representations about its suitability for any particular purpose. Users should make their own judgements about those matters and/or seek independent advice. You assume all risks associated with use of data provided on this page

# Menangle Race 3 Distance 2300m

Tuesday, 12 March 2024

Gross Time: 2:50.90

MileRate: 1:57.50

LeadTime: 52.10s

First Qtr: 29.10s

Second Qtr: 30.20s

Third Qtr: 30.00s


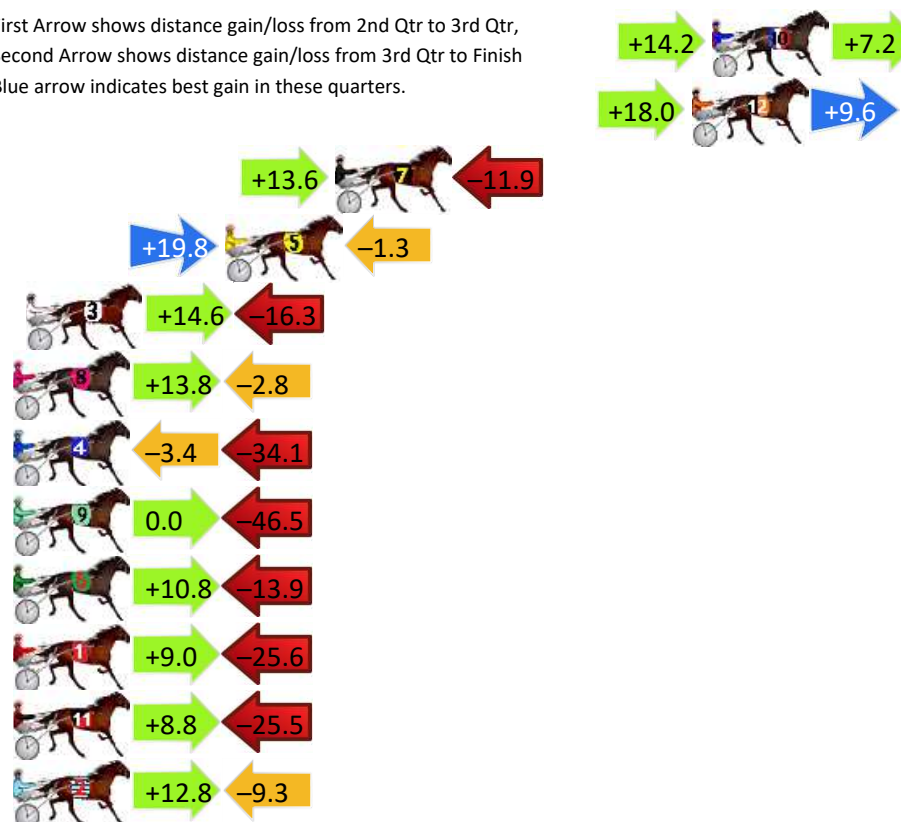
Fourth Qtr: 29.50s

DATA TABLE: 800 / 400 Posi's are position from leader and (how wide the horse was at that position)

No	Horse	Plc	Mar	800 Posi	400 Posi	Time	3rd Qtr	4th Qt
10	CHIEF RUNNINGCLOUD	1	0.0m	21.4m (0)	7.2m (1)	2:50.90	28.95s	28.97s
12	THEBESTBOURBON	2	0.8m	28.4m (1)	10.4m (2)	2:50.96	28.66s	28.80s
7	FLASH KYVALLEY	3	15.1m	16.8m (0)	3.2m (1)	2:52.07	29.00s	30.37s
5	VIKSUN	4	19.5m	38.0m (1)	18.2m (1)	2:52.41	28.54s	29.60s
3	DOWN UNDER EARL	5	27.5m	25.8m (0)	11.2m (0)	2:53.03	28.93s	30.70s
8	KYVALLEY FINN	6	31.4m	42.4m (0)	28.6m (2)	2:53.33	28.98s	29.71s
4	MELPARK MAGIC	7	41.3m	3.8m (0)	7.2m (0)	2:54.09	30.27s	32.00s
9	RED HARBOUR	8	46.5m	0.0m (0)	0.0m (0)	2:54.50	30.03s	32.91s
6	RIOTERRA	9	46.5m	43.4m (1)	32.6m (2)	2:54.50	29.21s	30.52s
1	SALLY EM	10	50.6m	34.0m (0)	25.0m (0)	2:54.81	29.35s	31.38s
11	DONTOUCH THE DUCO	11	50.7m	34.0m (1)	25.2m (1)	2:54.82	29.37s	31.37s
2	KYLIES LIFE	12	53.1m	56.6m (0)	43.8m (0)	2:55.01	29.06s	30.18s

## Finish Position and metres gained

First Arrow shows distance gain/loss from 2nd Qtr to 3rd Qtr, Second Arrow shows distance gain/loss from 3rd Qtr to Finish Blue arrow indicates best gain in these quarters.



# Menangle Race 4 Distance 1609m

Tuesday, 12 March 2024


Gross Time: 1:54.00 MileRate: 1:54.00 LeadTime: 0.00s First Qtr: 27.40s Second Qtr: 29.60s Third Qtr: 29.00s Fourth Qtr: 28.00s

DATA TABLE: 800 / 400 Posi's are position from leader and (how wide the horse was at that position)

No	Horse	Plc	Mar	800 Posi	400 Posi	Time	3rd Qtr	4th Qt
6	SOUTHBOUND TRAIN	1	0.0m	13.0m (1)	8.6m (1)	1:54.00	28.68s	27.40s
5	FIFTYSHADES CRESCO	2	0.4m	9.4m (1)	4.6m (1)	1:54.03	28.65s	27.71s
7	CRAZY SHIPPO	3	3.8m	16.8m (1)	12.8m (1)	1:54.28	28.71s	27.37s
4	AERODYNE GUY	4	5.6m	5.8m (1)	0.6m (1)	1:54.41	28.64s	28.35s
3	OPERATIVE ANNA	5	7.7m	16.6m (0)	16.4m (0)	1:54.57	28.98s	27.39s
2	BELL RIVERKID	6	9.0m	8.4m (0)	8.2m (0)	1:54.66	28.99s	28.06s
9	THE GOLDEN CROSS	7	11.4m	4.4m (0)	4.0m (0)	1:54.84	28.98s	28.52s
10	CLEMENTSORRELL	8	13.3m	21.0m (0)	16.6m (1)	1:54.98	28.68s	27.77s
8	GENTLE GIANT	9	15.2m	0.0m (0)	0.0m (0)	1:55.12	29.02s	29.06s
1	ULTIMATE DESTINY	10	16.9m	12.8m (0)	12.4m (0)	1:55.24	28.98s	28.31s

## Finish Position and metres gained

First Arrow shows distance gain/loss from 2nd Qtr to 3rd Qtr,  
Second Arrow shows distance gain/loss from 3rd Qtr to Finish  
Blue arrow indicates best gain in these quarters.



800

Visual positions in race at 2nd Quarter



400

Visual positions in race at 3rd Quarter



Powered by



Harness Analyser

Sectional Analysis Software

Not just form | Free Trial

www.facebook.com/PJHarnessRacing



RISE Digital, Harness Racing Australia nor the provider accepts any responsibility for the completeness or accuracy of any of the information contained herein, and makes no representations about its suitability for any particular purpose. Users should make their own judgements about those matters and/or seek independent advice. You assume all risks associated with use of data provided on this page

# Menangle Race 5 Distance 1609m

Tuesday, 12 March 2024

Gross Time: 1:54.00 MileRate: 1:54.00 LeadTime: 0.00s First Qtr: 28.50s Second Qtr: 29.30s Third Qtr: 28.10s Fourth Qtr: 28.10s

DATA TABLE: 800 / 400 Posi's are position from leader and (how wide the horse was at that position)

NoHorse	Plc	Mar	800 Posi	400 Posi	Time	3rd Qtr	4th Qt
1 STARZZZ REIGN	1	0.0m	3.8m (0)	4.4m (0)	1:54.00	28.14s	27.79s
4 BEAU STEELE	2	3.6m	0.0m (0)	0.0m (0)	1:54.27	28.10s	28.35s
5 GIMME A REASON	3	4.3m	19.6m (1)	15.2m (2)	1:54.32	27.79s	27.34s
7 BARTELLO	4	6.0m	11.2m (1)	2.6m (1)	1:54.44	27.50s	28.34s
9 ITS DOWN TO DIGGER	5	7.9m	24.4m (1)	20.2m (2)	1:54.58	27.81s	27.24s
8 SO AM I	6	9.6m	17.6m (0)	18.4m (1)	1:54.71	28.16s	27.49s
10 LOORRIM CREEK	7	11.5m	22.4m (0)	22.6m (1)	1:54.85	28.11s	27.32s
3 BROOKESSMARTDAN CER	8	13.5m	8.6m (0)	11.0m (0)	1:55.00	28.27s	28.27s
6 WHAT FOR	9	14.0m	13.2m (0)	15.2m (0)	1:55.03	28.24s	28.02s
2 HELLOFALASS	10	15.9m	15.4m (1)	11.8m (1)	1:55.17	27.85s	28.39s

## Finish Position and metres gained

First Arrow shows distance gain/loss from 2nd Qtr to 3rd Qtr,  
Second Arrow shows distance gain/loss from 3rd Qtr to Finish  
Blue arrow indicates best gain in these quarters.



800

Visual positions in race at 2nd Quarter



400

Visual positions in race at 3rd Quarter

# Menangle Race 6 Distance 1609m

Tuesday, 12 March 2024


Gross Time: 1:53.40 MileRate: 1:53.40 LeadTime: 0.00s First Qtr: 27.10s Second Qtr: 30.10s Third Qtr: 29.00s Fourth Qtr: 27.20s

DATA TABLE: 800 / 400 Posi's are position from leader and (how wide the horse was at that position)

No	Horse	Plc	Mar	800 Posi	400 Posi	Time	3rd Qtr	4th Qt
8	NO HEART THROB	1	0.0m	0.0m (0)	0.0m (0)	1:53.40	29.00s	27.20s
5	KNIGHT WALKER	2	6.8m	7.6m (1)	8.0m (1)	1:53.89	29.03s	27.12s
6	PROTAGONIST	3	8.2m	4.2m (0)	4.8m (0)	1:53.99	29.05s	27.43s
9	OUR TEMPO	4	16.7m	11.6m (1)	12.0m (1)	1:54.60	29.04s	27.52s
4	DEEWHY	5	18.3m	3.6m (1)	4.0m (1)	1:54.71	29.06s	28.17s
3	WOODLEA BEAVER	6	19.9m	8.4m (0)	10.4m (0)	1:54.83	29.16s	27.84s
10	JUST ROCKNROLL	7	21.2m	15.6m (1)	16.0m (1)	1:54.92	29.04s	27.55s
2	STAGECOACH	8	21.2m	12.2m (0)	16.6m (0)	1:54.92	29.32s	27.51s
1	HALLOWEEN	9	28.0m	16.2m (0)	20.6m (0)	1:55.41	29.32s	27.70s
7	SHEZA REBEL	10	34.8m	20.8m (0)	25.2m (0)	1:55.89	29.33s	27.85s

## Finish Position and metres gained

First Arrow shows distance gain/loss from 2nd Qtr to 3rd Qtr, Second Arrow shows distance gain/loss from 3rd Qtr to Finish  
Blue arrow indicates best gain in these quarters.



800

Visual positions in race at 2nd Quarter



400

Visual positions in race at 3rd Quarter



Powered by



Harness Analyser

Sectional Analysis Software

Not just form | Free Trial

[www.facebook.com/PJHarnessRacing](http://www.facebook.com/PJHarnessRacing)



RISE Digital, Harness Racing Australia nor the provider accepts any responsibility for the completeness or accuracy of any of the information contained herein, and makes no representations about its suitability for any particular purpose. Users should make their own judgements about those matters and/or seek independent advice. You assume all risks associated with use of data provided on this page

# Menangle Race 7 Distance 1609m

Tuesday, 12 March 2024


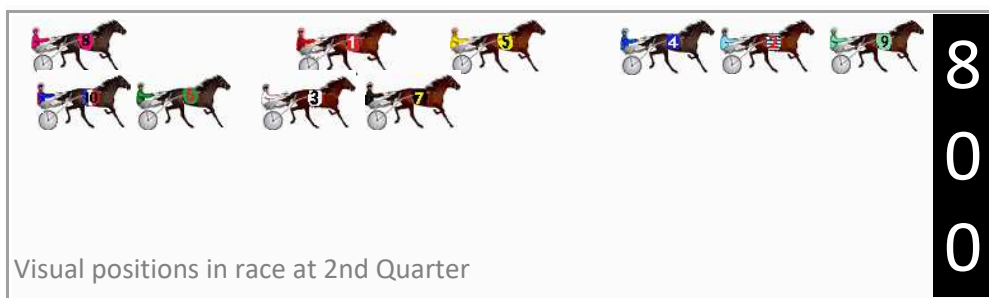

Gross Time: 1:51.50 MileRate: 1:51.50 LeadTime: 0.00s First Qtr: 25.60s Second Qtr: 28.00s Third Qtr: 29.60s Fourth Qtr: 28.30s

DATA TABLE: 800 / 400 Posi's are position from leader and (how wide the horse was at that position)

No	Horse	Plc	Mar	800 Posi	400 Posi	Time	3rd Qtr	4th Qt
7	MALUKA MISS	1	0.0m	18.6m (1)	8.0m (2)	1:51.50	28.82s	27.74s
3	AGIFTFROMTHEANGELS	2	2.4m	22.8m (1)	12.0m (2)	1:51.68	28.81s	27.62s
10	OURSOUTHERNSTAR	3	3.4m	31.8m (1)	20.2m (2)	1:51.75	28.74s	27.12s
5	CAPTAIN BLOOD	4	5.7m	15.2m (0)	4.4m (1)	1:51.92	28.82s	28.39s
6	KATCHAR SHOOBEE	5	16.4m	27.8m (1)	16.2m (2)	1:52.72	28.77s	28.31s
1	WATCH ME REACT	6	17.3m	21.4m (0)	13.4m (1)	1:52.79	29.03s	28.57s
4	MINI MINE YET	7	19.2m	8.4m (0)	0.0m (0)	1:52.93	29.03s	29.65s
8	KILLARA SAMURAI	8	26.6m	36.4m (0)	18.6m (0)	1:53.48	28.33s	28.86s
9	WATCHMEDAZZLE	9	37.0m	0.0m (0)	4.6m (0)	1:54.25	29.98s	30.58s
2	THERES WALLY	10	43.4m	4.4m (0)	9.2m (0)	1:54.73	30.00s	30.71s

## Finish Position and metres gained

First Arrow shows distance gain/loss from 2nd Qtr to 3rd Qtr, Second Arrow shows distance gain/loss from 3rd Qtr to Finish  
Blue arrow indicates best gain in these quarters.



# Menangle Race 8 Distance 1609m

Tuesday, 12 March 2024


Gross Time: 1:51.20 MileRate: 1:51.20 LeadTime: 0.00s First Qtr: 26.50s Second Qtr: 29.00s Third Qtr: 28.80s Fourth Qtr: 26.90s

DATA TABLE: 800 / 400 Posi's are position from leader and (how wide the horse was at that position)

No	Horse	Plc	Mar	800 Posi	400 Posi	Time	3rd Qtr	4th Qt
6	TUPPENCE	1	0.0m	9.8m (1)	7.8m (2)	1:51.20	28.64s	26.38s
8	FOXY DADA	2	0.5m	18.4m (1)	14.0m (2)	1:51.24	28.46s	26.00s
5	BERTIE JONES	3	13.4m	4.0m (0)	4.0m (0)	1:52.15	28.82s	27.53s
10	BLAZING SHANNON	4	18.1m	0.0m (0)	0.0m (0)	1:52.48	28.84s	28.11s
3	SHEFFIELD SPARKY	5	18.1m	16.4m (0)	17.2m (0)	1:52.48	28.86s	26.96s
9	SON OF THE SHARK	6	19.1m	23.2m (1)	21.8m (2)	1:52.55	28.70s	26.72s
2	ANANAIS	7	20.7m	5.6m (1)	4.4m (1)	1:52.67	28.76s	27.99s
1	GIMMEFIVEMINUTES MORE	8	26.0m	12.2m (0)	12.6m (0)	1:53.04	28.86s	27.80s
4	REACTOR FACTOR	9	43.1m	8.0m (0)	8.8m (0)	1:54.25	28.94s	29.19s
7	JUST AS WELL	10	108.8m	14.2m (1)	18.0m (1)	1:58.91	29.28s	32.97s

## Finish Position and metres gained

First Arrow shows distance gain/loss from 2nd Qtr to 3rd Qtr, Second Arrow shows distance gain/loss from 3rd Qtr to Finish  
Blue arrow indicates best gain in these quarters.



800

Visual positions in race at 2nd Quarter



400

Visual positions in race at 3rd Quarter



Powered by



Harness Analyser

Sectional Analysis Software

Not just form | Free Trial

[www.facebook.com/PJHarnessRacing](http://www.facebook.com/PJHarnessRacing)



RISE Digital, Harness Racing Australia nor the provider accepts any responsibility for the completeness or accuracy of any of the information contained herein, and makes no representations about its suitability for any particular purpose. Users should make their own judgements about those matters and/or seek independent advice. You assume all risks associated with use of data provided on this page