

Bathurst Race 1 Distance 1730m

Wednesday, 13 March 2024


Gross Time: 2:04.50 MileRate: 1:55.80 LeadTime: 8.40s First Qtr: 26.40s Second Qtr: 31.20s Third Qtr: 29.40s Fourth Qtr: 29.10s

DATA TABLE: 800 / 400 Posi's are position from leader and (how wide the horse was at that position)

NoHorse	Plc	Mar	800 Posi	400 Posi	Time	3rd Qtr	4th Qt
1 SPORTY MARY	1	0.0m	0.0m (0)	0.0m (0)	2:04.50	29.40s	29.10s
2 ROCKINDOWNUNDE R	2	3.5m	12.2m (0)	14.2m (2)	2:04.77	29.54s	28.33s
9 MAMMALS HEART	3	9.1m	8.0m (0)	9.8m (0)	2:05.19	29.53s	29.05s
4 TULHURST DANCER	4	10.3m	4.0m (0)	4.2m (0)	2:05.29	29.42s	29.54s
8 MENDOZA LASS	5	18.0m	24.0m (0)	26.8m (0)	2:05.87	29.60s	28.46s
6 LARA TIARA	6	22.1m	19.8m (0)	21.8m (0)	2:06.19	29.55s	29.12s
10 DREAMTIME NALA	7	24.4m	16.0m (0)	16.8m (0)	2:06.36	29.46s	29.65s
3 SHELEFTALOTOFBLIN G	8	45.3m	3.8m (1)	11.2m (1)	2:07.96	29.95s	31.57s
7 BLING THE LUCK	8	45.3m	9.0m (1)	15.2m (1)	2:07.96	29.86s	31.28s
5 TULHURST SMOOCHER	10	226.6m	16.4m (1)	100.0m (0)	2:21.80	35.53s	38.26s

Finish Position and metres gained

First Arrow shows distance gain/loss from 2nd Qtr to 3rd Qtr, Second Arrow shows distance gain/loss from 3rd Qtr to Finish
Blue arrow indicates best gain in these quarters.



800

Visual positions in race at 2nd Quarter



400

Visual positions in race at 3rd Quarter



Powered by



Harness Analyser

Sectional Analysis Software

Not just form | Free Trial

www.facebook.com/PJHarnessRacing



RISE Digital, Harness Racing Australia nor the provider accepts any responsibility for the completeness or accuracy of any of the information contained herein, and makes no representations about its suitability for any particular purpose. Users should make their own judgements about those matters and/or seek independent advice. You assume all risks associated with use of data provided on this page

Bathurst Race 2 Distance 1730m

Wednesday, 13 March 2024

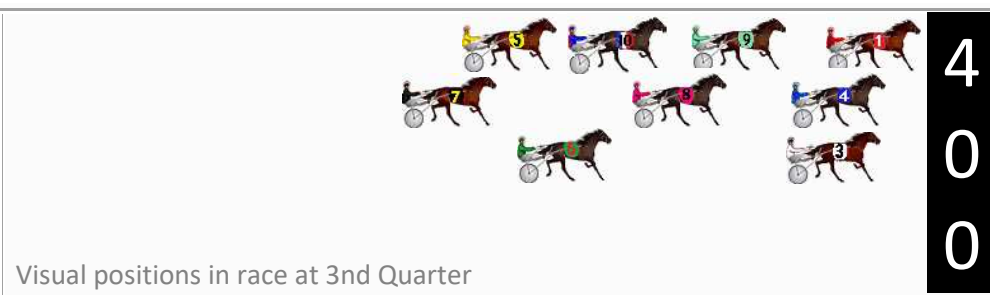


Gross Time: 2:04.00 MileRate: 1:55.30 LeadTime: 8.10s First Qtr: 27.30s Second Qtr: 31.00s Third Qtr: 28.20s Fourth Qtr: 29.40s

DATA TABLE: 800 / 400 Posi's are position from leader and (how wide the horse was at that position)

NoHorse	Plc	Mar	800 Posi	400 Posi	Time	3rd Qtr	4th Qt
1 SCRUFFY	1	0.0m	0.0m (0)	0.0m (0)	2:04.00	28.20s	29.40s
5 TOLKOWSKY	2	1.4m	12.4m (0)	14.6m (0)	2:04.11	28.38s	28.44s
3 NOVANTA RISING	3	3.3m	8.4m (1)	1.6m (2)	2:04.25	27.71s	29.52s
6 BEACHRIDE	4	3.6m	16.6m (0)	12.4m (2)	2:04.28	27.91s	28.76s
9 PACING HOPE	5	4.9m	4.0m (0)	5.4m (0)	2:04.38	28.30s	29.36s
4 HUNTER SHANNON	6	5.1m	1.8m (2)	1.4m (1)	2:04.39	28.17s	29.67s
8 HUNK OF SPUNK	7	11.2m	13.2m (1)	7.8m (1)	2:04.86	27.81s	29.65s
10 GABBYS SPORTSTAR	8	18.4m	8.2m (0)	10.4m (0)	2:05.42	28.35s	29.98s
7 FLIPTOP BOTTLESHOP	9	70.8m	4.6m (1)	17.0m (1)	2:09.46	29.01s	33.33s

Finish Position and metres gained

First Arrow shows distance gain/loss from 2nd Qtr to 3rd Qtr,
Second Arrow shows distance gain/loss from 3rd Qtr to Finish
Blue arrow indicates best gain in these quarters.



Bathurst Race 3 Distance 1730m

Wednesday, 13 March 2024




Gross Time: 2:05.10 MileRate: 1:56.40 LeadTime: 8.60s First Qtr: 29.40s Second Qtr: 29.60s Third Qtr: 28.50s Fourth Qtr: 29.00s

DATA TABLE: 800 / 400 Posi's are position from leader and (how wide the horse was at that position)

No	Horse	Plc	Mar	800 Posi	400 Posi	Time	3rd Qtr	4th Qt
6	BEE OKAY	1	0.0m	0.0m (0)	0.4m (0)	2:05.10	28.53s	28.97s
2	LEAH SHANNON	2	5.8m	4.0m (0)	4.6m (0)	2:05.54	28.54s	29.09s
1	SPORTY MICKILLA	3	6.6m	8.2m (0)	10.6m (0)	2:05.60	28.67s	28.71s
9	MCLEAN	4	9.6m	12.6m (0)	14.6m (0)	2:05.83	28.65s	28.64s
10	EAGLE COMMANDER	5	14.9m	5.2m (1)	4.6m (1)	2:06.23	28.45s	29.74s
7	THE RAINBOW BEACH	6	18.3m	0.0m (1)	0.0m (1)	2:06.49	28.49s	30.32s
3	MARVELLOUS MAC	7	19.3m	15.0m (1)	13.6m (1)	2:06.57	28.40s	29.41s
4	VAMOS	8	21.4m	9.2m (1)	7.8m (2)	2:06.73	28.39s	29.98s
8	SPECIAL DREAM	9	172.2m	120.0m (0)	150.0m (0)	2:18.20	30.63s	30.60s

Finish Position and metres gained

First Arrow shows distance gain/loss from 2nd Qtr to 3rd Qtr,
Second Arrow shows distance gain/loss from 3rd Qtr to Finish
Blue arrow indicates best gain in these quarters.



Bathurst Race 4 Distance 1730m

Wednesday, 13 March 2024


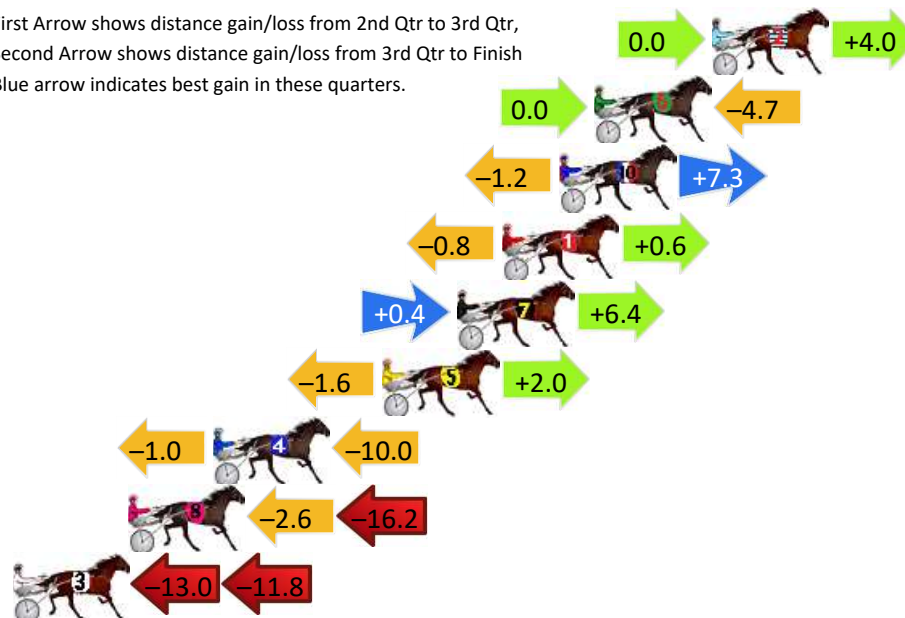
Gross Time: 2:03.80 MileRate: 1:55.20 LeadTime: 8.10s First Qtr: 29.00s Second Qtr: 30.00s Third Qtr: 27.80s Fourth Qtr: 28.90s

DATA TABLE: 800 / 400 Posi's are position from leader and (how wide the horse was at that position)

NoHorse	Plc	Mar	800 Posi	400 Posi	Time	3rd Qtr	4th Qt
2 TOSSIES SON	1	0.0m	4.0m (0)	4.0m (0)	2:03.80	27.81s	28.61s
6 SATELLITE SIMBA	2	4.7m	0.0m (0)	0.0m (0)	2:04.16	27.79s	29.24s
10 KINGSTON SHANNON	3	6.1m	12.2m (0)	13.4m (0)	2:04.26	27.89s	28.38s
1 MIGHTY ATOM	4	8.4m	8.2m (0)	9.0m (0)	2:04.44	27.86s	28.86s
7 JUNGLE BABY	5	10.2m	17.0m (0)	16.6m (1)	2:04.57	27.78s	28.44s
5 BETTOR KEPPEL	6	13.2m	13.6m (1)	15.2m (2)	2:04.80	27.92s	28.76s
4 JOETOMO	7	20.0m	9.0m (1)	10.0m (2)	2:05.32	27.86s	29.62s
8 DRIVE TO THE BEACH	8	23.4m	4.6m (1)	7.2m (1)	2:05.57	27.96s	30.06s
3 SPIRIT AND SOUL	9	56.8m	32.0m (0)	45.0m (0)	2:08.11	28.70s	29.75s

Finish Position and metres gained

First Arrow shows distance gain/loss from 2nd Qtr to 3rd Qtr,
Second Arrow shows distance gain/loss from 3rd Qtr to Finish
Blue arrow indicates best gain in these quarters.



Bathurst Race 5 Distance 2260m

Wednesday, 13 March 2024

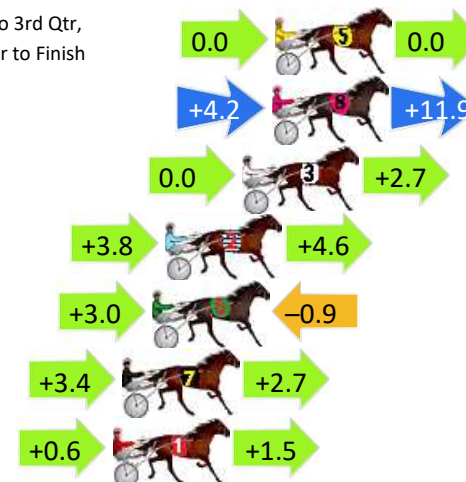
Gross Time: 2:46.90 MileRate: 1:58.80 LeadTime: 47.60s First Qtr: 31.00s Second Qtr: 30.80s Third Qtr: 28.40s Fourth Qtr: 29.10s

DATA TABLE: 800 / 400 Posi's are position from leader and (how wide the horse was at that position)

NoHorse	Plc	Mar	800 Posi	400 Posi	Time	3rd Qtr	4th Qt
5 IM DESIRABLE	1	0.0m	0.0m (0)	0.0m (0)	2:46.90	28.40s	29.10s
8 CASSIUS DECK	2	0.1m	16.2m (1)	12.0m (3)	2:46.91	28.11s	28.24s
3 SMOOTH OVERARM	3	1.3m	4.0m (0)	4.0m (0)	2:47.00	28.40s	28.90s
2 TERRYRAMA	4	4.4m	12.8m (0)	9.0m (0)	2:47.24	28.13s	28.77s
6 MYRA DAWN	5	4.9m	7.0m (1)	4.0m (2)	2:47.27	28.18s	29.17s
7 HEZ DUSTY	6	6.1m	12.2m (1)	8.8m (2)	2:47.37	28.16s	28.90s
1 COURT ON THE EDGE	7	6.5m	8.6m (0)	8.0m (1)	2:47.40	28.36s	28.99s
4 MIGHTY JOE	8	48.1m	3.0m (1)	3.6m (1)	2:50.57	28.40s	32.32s

Finish Position and metres gained

First Arrow shows distance gain/loss from 2nd Qtr to 3rd Qtr,
Second Arrow shows distance gain/loss from 3rd Qtr to Finish
Blue arrow indicates best gain in these quarters.



800

Visual positions in race at 2nd Quarter



400

Visual positions in race at 3rd Quarter



Powered by



Harness Analyser

Sectional Analysis Software

Not just form | Free Trial

www.facebook.com/PJHarnessRacing



RISE Digital, Harness Racing Australia nor the provider accepts any responsibility for the completeness or accuracy of any of the information contained herein, and makes no representations about its suitability for any particular purpose. Users should make their own judgements about those matters and/or seek independent advice. You assume all risks associated with use of data provided on this page

Bathurst Race 6 Distance 1730m

Wednesday, 13 March 2024




Gross Time: 2:10.20 MileRate: 2:01.20 LeadTime: 8.40s First Qtr: 31.90s Second Qtr: 33.10s Third Qtr: 28.30s Fourth Qtr: 28.50s

DATA TABLE: 800 / 400 Posi's are position from leader and (how wide the horse was at that position)

NoHorse	Plc	Mar	800 Posi	400 Posi	Time	3rd Qtr	4th Qt
4 KING BOBBIE	1	0.0m	4.4m (0)	5.2m (0)	2:10.20	28.36s	28.13s
7 UNCLE CRAIGO	2	0.5m	3.4m (1)	0.6m (1)	2:10.24	28.10s	28.49s
2 GINA DEL RAY	3	2.7m	0.0m (0)	0.0m (0)	2:10.40	28.30s	28.69s
11 HALL MOST AN ANGEL	4	6.4m	15.8m (1)	14.2m (1)	2:10.68	28.19s	27.95s
6 MITTYS THREE ACES	5	7.0m	7.8m (1)	5.4m (1)	2:10.72	28.13s	28.61s
9 HEZ ON THE BUZZER	6	7.5m	8.6m (0)	10.6m (0)	2:10.76	28.44s	28.28s
8 TULHURST WRITER	7	8.3m	11.8m (1)	9.8m (1)	2:10.82	28.16s	28.39s
10 RAINBOW TITAN	8	12.1m	13.2m (0)	15.2m (0)	2:11.11	28.44s	28.28s
5 OLIVIA SHANNON	9	128.9m	75.0m (0)	100.0m (0)	2:19.85	30.06s	30.55s

Finish Position and metres gained

First Arrow shows distance gain/loss from 2nd Qtr to 3rd Qtr,
Second Arrow shows distance gain/loss from 3rd Qtr to Finish
Blue arrow indicates best gain in these quarters.



Bathurst Race 7 Distance 1730m

Wednesday, 13 March 2024


Gross Time: 2:06.50 MileRate: 1:57.70 LeadTime: 8.40s First Qtr: 29.80s Second Qtr: 31.50s Third Qtr: 28.60s Fourth Qtr: 28.20s

DATA TABLE: 800 / 400 Posi's are position from leader and (how wide the horse was at that position)

No	Horse	Plc	Mar	800 Posi	400 Posi	Time	3rd Qtr	4th Qt
9	BITTERSWEET	1	0.0m	19.4m (1)	0.0m (0)	2:06.50	27.23s	28.20s
8	THE SWIFT ONE	2	8.2m	5.2m (1)	6.6m (1)	2:07.11	28.70s	28.31s
7	WINDY HILL LUCY	3	18.7m	14.6m (1)	19.4m (2)	2:07.89	28.94s	28.15s
4	SOMETHING FOR LEXY	4	22.1m	4.0m (0)	12.8m (1)	2:08.14	29.23s	28.85s
1	EYE SEE EYE SEE	5	22.3m	0.0m (0)	9.0m (0)	2:08.15	29.24s	29.13s
2	LADY DELORIS	6	24.9m	16.4m (0)	26.4m (0)	2:08.35	29.31s	28.09s
5	STELLA MACH	7	25.4m	8.4m (0)	18.0m (0)	2:08.38	29.28s	28.72s
6	LEXY LONGSTOCKINGS	8	41.8m	9.8m (1)	15.2m (2)	2:09.60	28.99s	30.06s

Finish Position and metres gained

First Arrow shows distance gain/loss from 2nd Qtr to 3rd Qtr, Second Arrow shows distance gain/loss from 3rd Qtr to Finish
Blue arrow indicates best gain in these quarters.



800

Visual positions in race at 2nd Quarter



400

Visual positions in race at 3rd Quarter



Powered by



Harness Analyser

Sectional Analysis Software

Not just form | Free Trial

www.facebook.com/PJHarnessRacing



RISE Digital, Harness Racing Australia nor the provider accepts any responsibility for the completeness or accuracy of any of the information contained herein, and makes no representations about its suitability for any particular purpose. Users should make their own judgements about those matters and/or seek independent advice. You assume all risks associated with use of data provided on this page

Bathurst Race 8 Distance 1730m

Wednesday, 13 March 2024

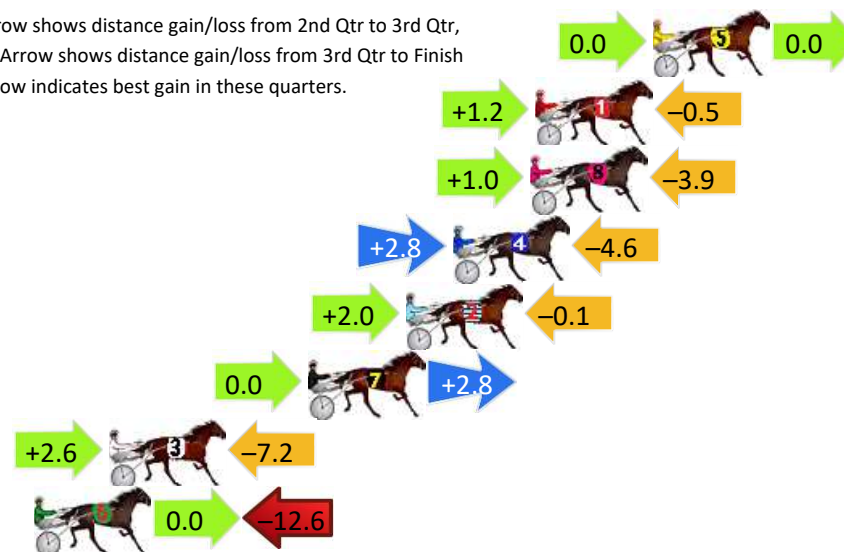
Gross Time: 2:06.90 MileRate: 1:58.00 LeadTime: 8.30s First Qtr: 30.30s Second Qtr: 31.20s Third Qtr: 28.50s Fourth Qtr: 28.60s

DATA TABLE: 800 / 400 Posi's are position from leader and (how wide the horse was at that position)

NoHorse	Plc	Mar	800 Posi	400 Posi	Time	3rd Qtr	4th Qt
5 STAY FOOLISH	1	0.0m	0.0m (0)	0.0m (0)	2:06.90	28.50s	28.60s
1 RATATATTAT	2	4.7m	5.4m (0)	4.2m (0)	2:07.25	28.41s	28.64s
8 MYSTERIOUS BEACH	3	4.9m	2.0m (1)	1.0m (1)	2:07.27	28.43s	28.88s
4 JUNGLE DRAGON	4	8.0m	6.2m (1)	3.4m (2)	2:07.50	28.30s	28.93s
2 FLASH AZARAT	5	9.9m	11.8m (0)	9.8m (0)	2:07.64	28.36s	28.61s
7 SWEET NATE	6	13.8m	16.6m (1)	16.6m (1)	2:07.94	28.50s	28.40s
3 AIR BORN	7	21.8m	17.2m (0)	14.6m (0)	2:08.54	28.31s	29.11s
6 CALM REASON	8	24.8m	12.2m (1)	12.2m (1)	2:08.76	28.50s	29.50s


Finish Position and metres gained

First Arrow shows distance gain/loss from 2nd Qtr to 3rd Qtr,
Second Arrow shows distance gain/loss from 3rd Qtr to Finish
Blue arrow indicates best gain in these quarters.



800

Visual positions in race at 2nd Quarter



400

Visual positions in race at 3rd Quarter



Powered by



Harness Analyser

Sectional Analysis Software

Not just form | Free Trial

www.facebook.com/PJHarnessRacing



RISE Digital, Harness Racing Australia nor the provider accepts any responsibility for the completeness or accuracy of any of the information contained herein, and makes no representations about its suitability for any particular purpose. Users should make their own judgements about those matters and/or seek independent advice. You assume all risks associated with use of data provided on this page

Bathurst Race 9 Distance 1730m

Wednesday, 13 March 2024


Gross Time: 2:06.00 MileRate: 1:57.20 LeadTime: 8.20s First Qtr: 28.80s Second Qtr: 31.20s Third Qtr: 28.90s Fourth Qtr: 28.90s

DATA TABLE: 800 / 400 Posi's are position from leader and (how wide the horse was at that position)

NoHorse	Plc	Mar	800 Posi	400 Posi	Time	3rd Qtr	4th Qt
4 INTRUSION	1	0.0m	7.4m (1)	7.6m (1)	2:06.00	28.91s	28.35s
5 LIMBO LILLY	2	2.3m	2.8m (1)	2.6m (1)	2:06.17	28.89s	28.88s
1 JUDITH GWENDA	3	3.2m	4.2m (0)	4.4m (0)	2:06.24	28.91s	28.81s
9 UNREAL FEELING	4	4.5m	8.4m (0)	9.0m (0)	2:06.34	28.94s	28.58s
3 TOMAHAWK BART	5	4.7m	0.0m (0)	0.0m (0)	2:06.36	28.90s	29.24s
2 DREAM MELODY	6	10.6m	13.0m (0)	14.8m (0)	2:06.80	29.03s	28.60s
10 RIVERINA FLASH	7	15.6m	11.4m (1)	12.8m (1)	2:07.18	29.00s	29.10s
6 MILLIONDOLLAR KISS	8	26.6m	18.4m (0)	18.4m (1)	2:08.02	28.90s	29.49s
8 DARK LUSTRE	9	28.2m	16.2m (1)	12.8m (2)	2:08.14	28.66s	30.01s

Finish Position and metres gained

First Arrow shows distance gain/loss from 2nd Qtr to 3rd Qtr,
Second Arrow shows distance gain/loss from 3rd Qtr to Finish
Blue arrow indicates best gain in these quarters.



800

Visual positions in race at 2nd Quarter



400

Visual positions in race at 3rd Quarter



Powered by



Harness Analyser

Sectional Analysis Software

Not just form | Free Trial

www.facebook.com/PJHarnessRacing



RISE Digital, Harness Racing Australia nor the provider accepts any responsibility for the completeness or accuracy of any of the information contained herein, and makes no representations about its suitability for any particular purpose. Users should make their own judgements about those matters and/or seek independent advice. You assume all risks associated with use of data provided on this page

Bathurst Race 10 Distance 1730m

Wednesday, 13 March 2024


Gross Time: 2:07.10 MileRate: 1:58.20 LeadTime: 8.40s First Qtr: 29.00s Second Qtr: 30.30s Third Qtr: 28.90s Fourth Qtr: 30.50s

DATA TABLE: 800 / 400 Posi's are position from leader and (how wide the horse was at that position)

NoHorse	Plc	Mar	800 Posi	400 Posi	Time	3rd Qtr	4th Qt
6 SAM BY THE SEASIDE	1	0.0m	0.0m (0)	0.0m (0)	2:07.10	28.90s	30.50s
4 RENO ACE	2	3.5m	21.6m (1)	10.8m (2)	2:07.38	28.12s	29.95s
3 LAYLA SHANNON	3	4.6m	8.2m (1)	15.4m (1)	2:07.47	29.45s	29.68s
9 JILLIBY TSUNAMI	4	8.9m	8.6m (0)	12.2m (0)	2:07.81	29.17s	30.25s
2 ALWAYSATTHEBEACH	5	10.6m	12.2m (1)	18.0m (2)	2:07.95	29.34s	29.94s
5 SASSY BEACH	6	19.3m	13.0m (0)	21.0m (0)	2:08.64	29.49s	30.37s
10 ARTEMIS MISSION	7	20.0m	17.4m (1)	7.8m (1)	2:08.70	28.17s	31.43s
1 NO BLING	8	26.8m	4.2m (0)	6.6m (0)	2:09.24	29.04s	32.03s
8 SHES SOME LEXY	9	34.6m	19.0m (0)	24.6m (2)	2:09.86	29.29s	31.26s
7 JOSEY MINT	10	58.1m	3.6m (1)	21.6m (1)	2:11.74	30.16s	33.27s

Finish Position and metres gained

First Arrow shows distance gain/loss from 2nd Qtr to 3rd Qtr, Second Arrow shows distance gain/loss from 3rd Qtr to Finish
Blue arrow indicates best gain in these quarters.



800

Visual positions in race at 2nd Quarter



400

Visual positions in race at 3rd Quarter



Powered by



Harness Analyser

Sectional Analysis Software

Not just form | Free Trial

www.facebook.com/PJHarnessRacing



RISE Digital, Harness Racing Australia nor the provider accepts any responsibility for the completeness or accuracy of any of the information contained herein, and makes no representations about its suitability for any particular purpose. Users should make their own judgements about those matters and/or seek independent advice. You assume all risks associated with use of data provided on this page