

Penrith Race 1 Distance 1720m

Thursday, 14 March 2024

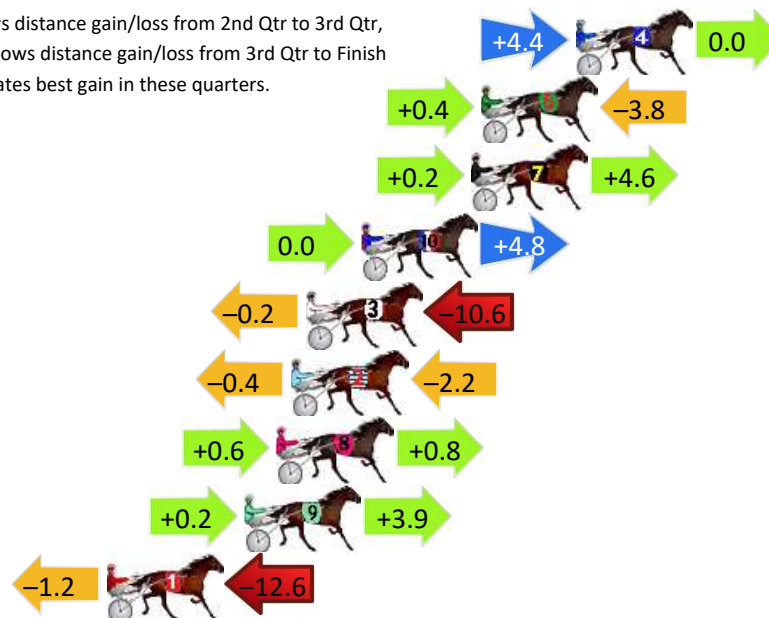
Gross Time: 2:04.30 MileRate: 1:56.30 LeadTime: 7.50s First Qtr: 29.40s Second Qtr: 29.70s Third Qtr: 28.70s Fourth Qtr: 29.00s

DATA TABLE: 800 / 400 Posi's are position from leader and (how wide the horse was at that position)

NoHorse	Plc	Mar	800 Posi	400 Posi	Time	3rd Qtr	4th Qt
4 CROWN MOJO	1	0.0m	4.4m (1)	0.0m (2)	2:04.30	28.38s	29.00s
6 WATTOSBLAZEOFGLORY	2	3.8m	0.4m (1)	0.0m (1)	2:04.59	28.67s	29.27s
7 MIZZZ ADELE	3	4.2m	9.0m (0)	8.8m (1)	2:04.62	28.69s	28.67s
10 MAGIC TULHURST	4	8.6m	13.4m (0)	13.4m (0)	2:04.95	28.70s	28.65s
3 TELL ME THIS	5	10.8m	0.0m (0)	0.2m (0)	2:05.12	28.71s	29.76s
2 DIXIEDOLITTLE	6	11.4m	8.8m (1)	9.2m (2)	2:05.17	28.73s	29.16s
8 HEAVENLY REASON	7	12.0m	13.4m (1)	12.8m (3)	2:05.21	28.66s	28.94s
9 DEEBO	8	13.3m	17.4m (1)	17.2m (2)	2:05.31	28.69s	28.72s
1 TOOLITTLETOOLATE	9	18.8m	5.0m (0)	6.2m (0)	2:05.73	28.78s	29.91s


Finish Position and metres gained

First Arrow shows distance gain/loss from 2nd Qtr to 3rd Qtr,
Second Arrow shows distance gain/loss from 3rd Qtr to Finish
Blue arrow indicates best gain in these quarters.



800

Visual positions in race at 2nd Quarter



400

Visual positions in race at 3rd Quarter



Powered by



Harness Analyser

Sectional Analysis Software

Not just form | Free Trial

www.facebook.com/PJHarnessRacing



RISE Digital, Harness Racing Australia nor the provider accepts any responsibility for the completeness or accuracy of any of the information contained herein, and makes no representations about its suitability for any particular purpose. Users should make their own judgements about those matters and/or seek independent advice. You assume all risks associated with use of data provided on this page

Penrith Race 2 Distance 1720m

Thursday, 14 March 2024


Gross Time: 2:06.10 MileRate: 1:58.00 LeadTime: 7.60s First Qtr: 29.90s Second Qtr: 30.50s Third Qtr: 28.80s Fourth Qtr: 29.30s

DATA TABLE: 800 / 400 Posi's are position from leader and (how wide the horse was at that position)

NoHorse	Plc	Mar	800 Posi	400 Posi	Time	3rd Qtr	4th Qt
4 IMA QUEEN BEE	1	0.0m	15.0m (1)	15.2m (1)	2:06.10	28.82s	28.19s
2 ROGERVALERIO LOMBO	2	0.8m	0.0m (0)	0.0m (0)	2:06.16	28.80s	29.36s
1 DANCING WITH MY EX	3	1.3m	4.0m (0)	4.6m (0)	2:06.20	28.85s	29.06s
6 EYE CAN TRY	4	5.6m	11.0m (1)	11.2m (1)	2:06.53	28.82s	28.89s
3 OURSURFINSAFARI	5	6.5m	19.0m (1)	19.2m (1)	2:06.60	28.82s	28.37s
9 COUNT MONTECARLO	6	6.8m	12.4m (0)	14.0m (0)	2:06.62	28.92s	28.78s
8 PRINCE LOUIE	7	8.3m	2.2m (1)	3.4m (1)	2:06.74	28.88s	29.66s
5 OJENNY MAY	8	9.6m	6.4m (1)	7.2m (2)	2:06.84	28.86s	29.47s
10 WHEREISHE	9	11.8m	16.4m (0)	18.2m (0)	2:07.01	28.93s	28.83s

Finish Position and metres gained

First Arrow shows distance gain/loss from 2nd Qtr to 3rd Qtr,
Second Arrow shows distance gain/loss from 3rd Qtr to Finish
Blue arrow indicates best gain in these quarters.



800

Visual positions in race at 2nd Quarter



400

Visual positions in race at 3rd Quarter



Powered by



Harness Analyser

Sectional Analysis Software

Not just form | Free Trial

www.facebook.com/PJHarnessRacing



RISE Digital, Harness Racing Australia nor the provider accepts any responsibility for the completeness or accuracy of any of the information contained herein, and makes no representations about its suitability for any particular purpose. Users should make their own judgements about those matters and/or seek independent advice. You assume all risks associated with use of data provided on this page

Penrith Race 3 Distance 2125m

Thursday, 14 March 2024



Gross Time: 2:40.60 MileRate: 2:01.70 LeadTime: 38.80s First Qtr: 32.90s Second Qtr: 32.30s Third Qtr: 29.20s Fourth Qtr: 27.40s

DATA TABLE: 800 / 400 Posi's are position from leader and (how wide the horse was at that position)

No	Horse	Plc	Mar	800 Posi	400 Posi	Time	3rd Qtr	4th Qt
4	PALATINO	1	0.0m	0.0m (0)	0.0m (0)	2:40.60	29.20s	27.40s
5	PAINTMEAREASON	2	6.5m	0.8m (1)	1.4m (1)	2:41.07	29.25s	27.75s
2	RIPSTONE SNORTER	3	15.5m	5.0m (1)	5.4m (1)	2:41.72	29.25s	28.09s
1	ON THE ROCK	4	15.8m	3.8m (0)	5.2m (0)	2:41.74	29.32s	28.12s
8	LETTYS REASON	5	17.1m	10.0m (1)	4.8m (2)	2:41.83	28.86s	28.24s
9	RADIANT AMBER	6	17.4m	14.4m (1)	9.2m (2)	2:41.85	28.85s	27.96s
6	THE TIGER ARMY	7	20.2m	19.0m (1)	15.2m (0)	2:42.06	28.94s	27.74s
7	ROCKSIE ROCK	8	20.2m	7.8m (0)	10.4m (0)	2:42.06	29.40s	28.07s
10	NIKALONG MINT	9	24.0m	13.0m (0)	12.0m (1)	2:42.33	29.16s	28.22s

Finish Position and metres gained

First Arrow shows distance gain/loss from 2nd Qtr to 3rd Qtr,
Second Arrow shows distance gain/loss from 3rd Qtr to Finish
Blue arrow indicates best gain in these quarters.



800

Visual positions in race at 2nd Quarter



400

Visual positions in race at 3rd Quarter



Powered by



Harness Analyser

Sectional Analysis Software

Not just form | Free Trial

www.facebook.com/PJHarnessRacing



RISE Digital, Harness Racing Australia nor the provider accepts any responsibility for the completeness or accuracy of any of the information contained herein, and makes no representations about its suitability for any particular purpose. Users should make their own judgements about those matters and/or seek independent advice. You assume all risks associated with use of data provided on this page

Penrith Race 4 Distance 1720m

Thursday, 14 March 2024


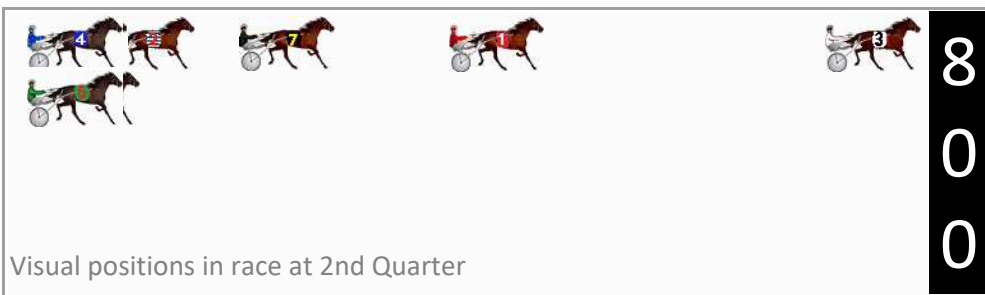

Gross Time: 2:04.10 MileRate: 1:56.10 LeadTime: 7.60s First Qtr: 27.60s Second Qtr: 28.80s Third Qtr: 29.80s Fourth Qtr: 30.30s

DATA TABLE: 800 / 400 Posi's are position from leader and (how wide the horse was at that position)

No	Horse	Plc	Mar	800 Posi	400 Posi	Time	3rd Qtr	4th Qt
1	YESNOMAYBESO	1	0.0m	15.1m (0)	0.0m (0)	2:04.10	28.72s	30.30s
3	IDEAL REDEMPTION	2	5.2m	0.0m (0)	4.3m (0)	2:04.51	30.12s	30.39s
7	MITCHELLS RUN	3	15.0m	23.5m (0)	10.2m (0)	2:05.29	28.88s	30.73s
5	ZEN MASTER	4	17.9m	40.8m (1)	15.5m (2)	2:05.52	28.04s	30.56s
6	BARA RILEY	5	19.2m	45.3m (1)	19.8m (2)	2:05.62	28.04s	30.34s
9	CHARLIES ACE	6	19.2m	36.3m (1)	11.8m (2)	2:05.62	28.08s	30.94s
10	SWEDISH MEATBALLS	7	23.1m	34.1m (0)	17.1m (0)	2:05.93	28.64s	30.85s
4	DILETTO	8	23.3m	38.3m (0)	18.2m (1)	2:05.95	28.42s	30.79s
8	CEE OH DEE	9	24.7m	31.3m (1)	9.6m (1)	2:06.06	28.28s	31.54s
2	THE POOBAH	10	30.1m	29.1m (0)	13.9m (1)	2:06.49	28.76s	31.65s

Finish Position and metres gained

First Arrow shows distance gain/loss from 2nd Qtr to 3rd Qtr,
Second Arrow shows distance gain/loss from 3rd Qtr to Finish
Blue arrow indicates best gain in these quarters.



Penrith Race 5 Distance 1720m

Thursday, 14 March 2024

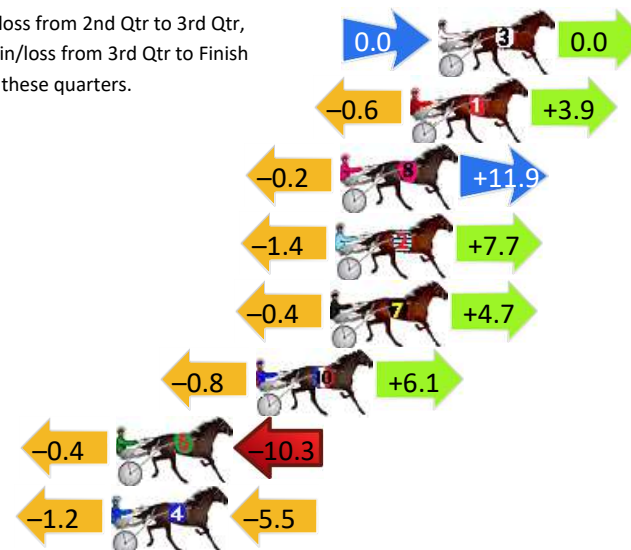
Gross Time: 2:04.90 MileRate: 1:56.90 LeadTime: 7.50s First Qtr: 30.40s Second Qtr: 30.20s Third Qtr: 28.30s Fourth Qtr: 28.50s

DATA TABLE: 800 / 400 Posi's are position from leader and (how wide the horse was at that position)

No	Horse	Plc	Mar	800 Posi	400 Posi	Time	3rd Qtr	4th Qt
3	SUNDAY MORNINGS	1	0.0m	0.0m (0)	0.0m (0)	2:04.90	28.30s	28.50s
1	SALERO	2	1.1m	4.4m (0)	5.0m (0)	2:04.98	28.34s	28.22s
8	ZENXENA	3	3.9m	15.6m (1)	15.8m (1)	2:05.19	28.32s	27.66s
2	OURTREACHEROUS REIGN	4	4.1m	10.4m (1)	11.8m (1)	2:05.21	28.40s	27.95s
7	ACCELERE	5	4.3m	8.6m (0)	9.0m (0)	2:05.22	28.33s	28.17s
10	FEAR THE EAGLE	6	7.3m	12.6m (0)	13.4m (0)	2:05.45	28.36s	28.07s
6	YANKEE IDEAL	7	12.9m	2.2m (1)	2.6m (1)	2:05.87	28.33s	29.23s
4	SEABREEZE SOLITAIRE	8	13.1m	6.4m (1)	7.6m (1)	2:05.88	28.38s	28.89s

Finish Position and metres gained

First Arrow shows distance gain/loss from 2nd Qtr to 3rd Qtr, Second Arrow shows distance gain/loss from 3rd Qtr to Finish Blue arrow indicates best gain in these quarters.



800

Visual positions in race at 2nd Quarter



400

Visual positions in race at 3rd Quarter



Penrith Race 6 Distance 1720m

Thursday, 14 March 2024


Gross Time: 2:05.60 MileRate: 1:57.50 LeadTime: 7.40s First Qtr: 29.80s Second Qtr: 30.40s Third Qtr: 28.70s Fourth Qtr: 29.30s

DATA TABLE: 800 / 400 Posi's are position from leader and (how wide the horse was at that position)

NoHorse	Plc	Mar	800 Posi	400 Posi	Time	3rd Qtr	4th Qt
8 SILENT REACTION	1	0.0m	4.0m (1)	4.0m (1)	2:05.60	28.70s	29.01s
3 AWAYOVERNIGHT	2	6.3m	0.0m (1)	0.0m (1)	2:06.08	28.70s	29.76s
9 THE MALDIVES	3	15.9m	8.2m (1)	8.2m (1)	2:06.82	28.69s	29.86s
10 TIMELY SOVEREIGN	4	18.8m	12.6m (1)	15.0m (2)	2:07.04	28.87s	29.58s
1 SARGE	5	19.8m	4.4m (0)	6.0m (0)	2:07.12	28.81s	30.31s
6 FLYIN CIRCLES	6	20.0m	11.8m (0)	14.0m (1)	2:07.14	28.85s	29.74s
7 RUM DELIGHT	7	20.4m	8.2m (0)	10.0m (0)	2:07.17	28.82s	30.06s
2 WAR CLUB	8	23.2m	0.2m (0)	1.4m (0)	2:07.38	28.77s	30.89s
5 GREY CADILLAC	9	24.2m	17.0m (1)	20.2m (2)	2:07.46	28.93s	29.59s
4 KRAFTY BOY	10	25.4m	16.4m (0)	19.8m (0)	2:07.55	28.94s	29.71s

Finish Position and metres gained

First Arrow shows distance gain/loss from 2nd Qtr to 3rd Qtr, Second Arrow shows distance gain/loss from 3rd Qtr to Finish
Blue arrow indicates best gain in these quarters.



800

Visual positions in race at 2nd Quarter



400

Visual positions in race at 3rd Quarter



Powered by



Harness Analyser

Sectional Analysis Software

Not just form | Free Trial

www.facebook.com/PJHarnessRacing



RISE Digital, Harness Racing Australia nor the provider accepts any responsibility for the completeness or accuracy of any of the information contained herein, and makes no representations about its suitability for any particular purpose. Users should make their own judgements about those matters and/or seek independent advice. You assume all risks associated with use of data provided on this page

Penrith Race 7 Distance 1720m

Thursday, 14 March 2024

Gross Time: 2:06.10

MileRate: 1:57.90

LeadTime: 7.50s

First Qtr: 29.10s

Second Qtr: 30.00s

Third Qtr: 29.50s

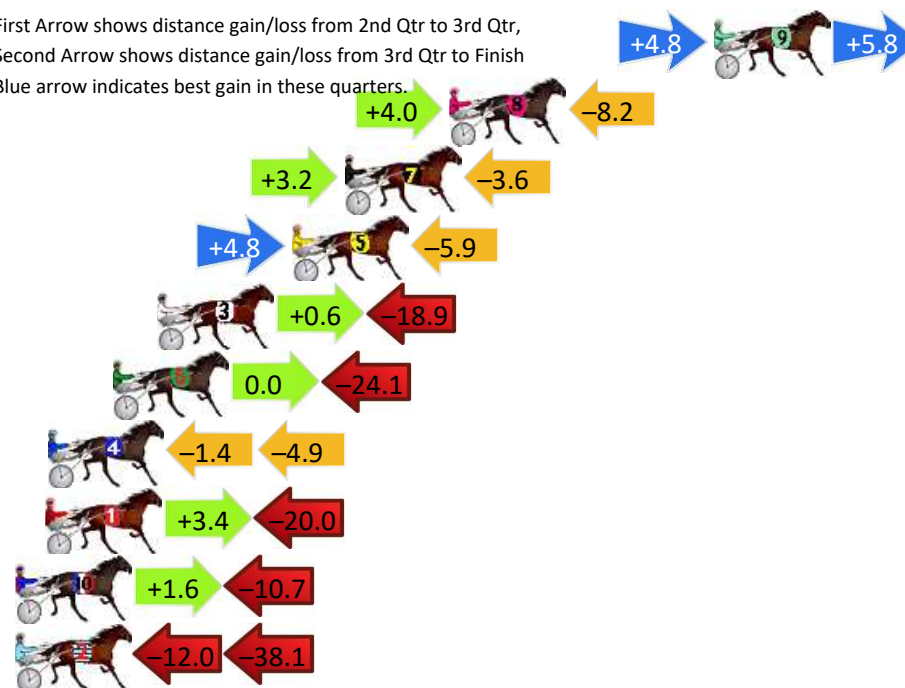
Fourth Qtr: 30.00s

DATA TABLE: 800 / 400 Posi's are position from leader and (how wide the horse was at that position)

No	Horse	Plc	Mar	800 Posi	400 Posi	Time	3rd Qtr	4th Qt
9	BARA DAMON	1	0.0m	10.6m (1)	5.8m (3)	2:06.10	29.15s	29.57s
8	DECIPHER	2	10.6m	6.4m (1)	2.4m (2)	2:06.93	29.20s	30.61s
7	ROCKETON	3	14.8m	14.4m (0)	11.2m (0)	2:07.26	29.26s	30.27s
5	LARRIKIN LENNY	4	16.9m	15.8m (1)	11.0m (2)	2:07.43	29.14s	30.44s
3	BELLRIVERGIRL	5	22.3m	4.0m (0)	3.4m (1)	2:07.85	29.44s	31.41s
6	NITRO DANNY	6	24.1m	0.0m (0)	0.0m (0)	2:07.99	29.49s	31.80s
4	BETTOR A GIRL	7	26.7m	20.4m (1)	21.8m (0)	2:08.20	29.60s	30.37s
1	ARTFUL BABE	8	26.8m	10.2m (0)	6.8m (0)	2:08.21	29.24s	31.49s
10	CLASSIC WATCH	9	28.3m	19.2m (0)	17.6m (0)	2:08.32	29.38s	30.80s
2	AQUILA CASTELLO	10	52.3m	2.2m (1)	14.2m (1)	2:10.21	30.36s	32.84s

Finish Position and metres gained

First Arrow shows distance gain/loss from 2nd Qtr to 3rd Qtr,
Second Arrow shows distance gain/loss from 3rd Qtr to Finish
Blue arrow indicates best gain in these quarters.



800

Visual positions in race at 2nd Quarter



400

Visual positions in race at 3rd Quarter



Powered by



Harness Analyser

Sectional Analysis Software

Not just form | Free Trial

www.facebook.com/PJHarnessRacing



RISE Digital, Harness Racing Australia nor the provider accepts any responsibility for the completeness or accuracy of any of the information contained herein, and makes no representations about its suitability for any particular purpose. Users should make their own judgements about those matters and/or seek independent advice. You assume all risks associated with use of data provided on this page

Penrith Race 8 Distance 1720m

Thursday, 14 March 2024


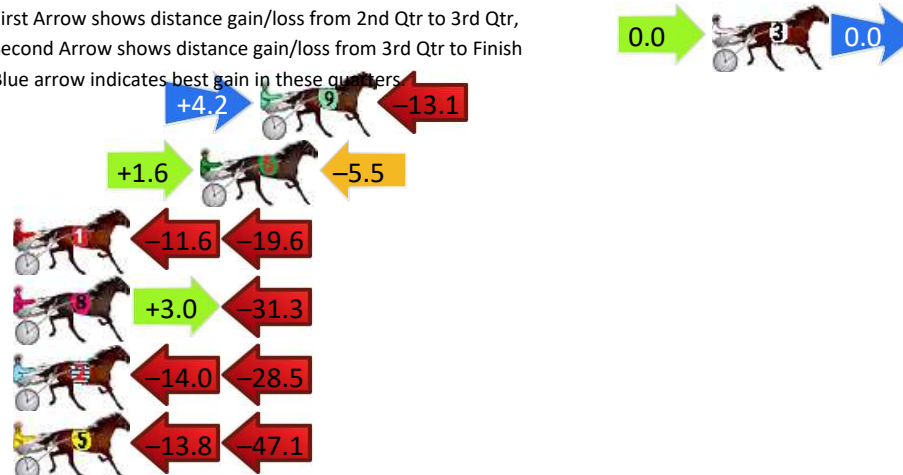
Gross Time: 2:06.60 MileRate: 1:58.40 LeadTime: 7.90s First Qtr: 30.40s Second Qtr: 30.60s Third Qtr: 29.20s Fourth Qtr: 28.50s

DATA TABLE: 800 / 400 Posi's are position from leader and (how wide the horse was at that position)


NoHorse	Plc	Mar	800 Posi	400 Posi	Time	3rd Qtr	4th Qt
3 MY ULTIMATE BARNEY	1	0.0m	0.0m (0)	0.0m (0)	2:06.60	29.20s	28.50s
9 LOCKITINEDDY	2	18.1m	9.2m (1)	5.0m (0)	2:07.95	28.91s	29.43s
6 CHLOBRO	3	20.5m	16.6m (0)	15.0m (1)	2:08.13	29.09s	28.89s
1 ROSA DUNDEE	4	35.4m	4.2m (0)	15.8m (0)	2:09.25	30.05s	29.89s
8 THE COUNTY SHERIFF	5	43.5m	15.2m (1)	12.2m (2)	2:09.86	29.01s	30.72s
2 LOOKIN GOOD MARGIE	6	50.9m	8.4m (0)	22.4m (0)	2:10.41	30.23s	30.52s
5 VESPA STRIDE	7	73.5m	12.6m (0)	26.4m (2)	2:12.10	30.23s	31.84s

Finish Position and metres gained

First Arrow shows distance gain/loss from 2nd Qtr to 3rd Qtr,
Second Arrow shows distance gain/loss from 3rd Qtr to Finish
Blue arrow indicates best gain in these quarters



Visual positions in race at 2nd Quarter



Visual positions in race at 3rd Quarter



Penrith Race 9 Distance 1720m

Thursday, 14 March 2024

Gross Time: 2:08.90 MileRate: 2:00.60 LeadTime: 7.60s First Qtr: 30.60s Second Qtr: 30.80s Third Qtr: 29.00s Fourth Qtr: 30.90s

DATA TABLE: 800 / 400 Posi's are position from leader and (how wide the horse was at that position)

NoHorse	Plc	Mar	800 Posi	400 Posi	Time	3rd Qtr	4th Qt
7 LILYS REASON	1	0.0m	3.6m (1)	1.4m (1)	2:08.90	28.84s	30.79s
5 IM NO GIFT	2	8.2m	0.0m (0)	0.0m (0)	2:09.56	28.98s	31.53s
4 AMERICAN BREEZE	3	8.9m	4.4m (0)	4.4m (0)	2:09.62	28.99s	31.25s
6 DOUBLE SAID	4	10.5m	17.4m (1)	19.2m (1)	2:09.75	29.15s	30.23s
2 ESJAY THE NOMAD	5	25.6m	11.2m (0)	23.4m (0)	2:10.97	29.90s	31.07s
8 TIGER JONES	6	33.7m	10.8m (1)	23.4m (1)	2:11.62	29.91s	31.69s
3 NEVERTOOLATE	7	180.8m	100.0m (0)	140.0m (0)	2:23.51	31.88s	34.03s

Finish Position and metres gained

First Arrow shows distance gain/loss from 2nd Qtr to 3rd Qtr,
Second Arrow shows distance gain/loss from 3rd Qtr to Finish
Blue arrow indicates best gain in these quarters.

