

Broken Hill Race 1 Distance 1900m

Friday, 15 March 2024

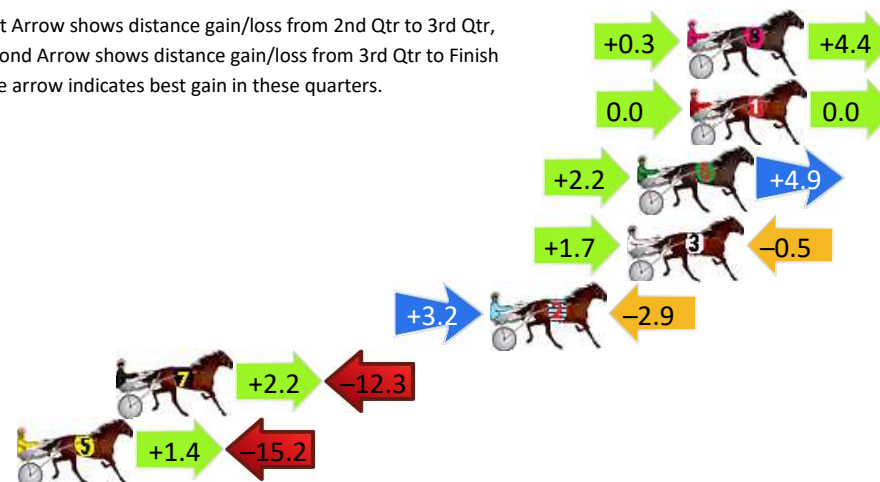
Gross Time: 2:27.70 MileRate: 2:05.10 LeadTime: 21.00s First Qtr: 31.40s Second Qtr: 34.10s Third Qtr: 31.60s Fourth Qtr: 29.60s

DATA TABLE: 800 / 400 Posi's are position from leader and (how wide the horse was at that position)

NoHorse	Plc	Mar	800 Posi	400 Posi	Time	3rd Qtr	4th Qt
8 CELESTIAL DAYBREAK	1	0.1m	4.8m (0)	4.5m (0)	2:27.71	31.56s	29.27s
1 SUMMERDAYS	2	0.0m	0.0m (0)	0.0m (0)	2:27.70	31.60s	29.60s
6 FORTITUDO	3	2.1m	9.2m (0)	7.0m (1)	2:27.86	31.42s	29.23s
3 HALF MOON BEACH	4	2.5m	3.7m (1)	2.0m (1)	2:27.89	31.47s	29.64s
2 BEARTASTIC WRITER	5	8.0m	8.3m (1)	5.1m (2)	2:28.32	31.34s	29.83s
7 BRIE	6	23.0m	12.9m (1)	10.7m (2)	2:29.48	31.40s	30.57s
5 ROCKING WROXTON	7	27.0m	13.2m (0)	11.8m (0)	2:29.79	31.46s	30.79s

Finish Position and metres gained

First Arrow shows distance gain/loss from 2nd Qtr to 3rd Qtr,
Second Arrow shows distance gain/loss from 3rd Qtr to Finish
Blue arrow indicates best gain in these quarters.



800

Visual positions in race at 2nd Quarter



400

Visual positions in race at 3rd Quarter



Powered by



Harness Analyser

Sectional Analysis Software

Not just form | Free Trial

www.facebook.com/PJHarnessRacing



RISE Digital, Harness Racing Australia nor the provider accepts any responsibility for the completeness or accuracy of any of the information contained herein, and makes no representations about its suitability for any particular purpose. Users should make their own judgements about those matters and/or seek independent advice. You assume all risks associated with use of data provided on this page

Broken Hill Race 2 Distance 2210m

Friday, 15 March 2024



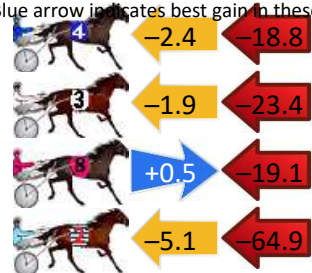
Gross Time: 2:48.20 MileRate: 2:02.50 LeadTime: 46.10s First Qtr: 30.90s Second Qtr: 31.30s Third Qtr: 31.00s Fourth Qtr: 28.90s

DATA TABLE: 800 / 400 Posi's are position from leader and (how wide the horse was at that position)

NoHorse	Plc	Mar	800 Posi	400 Posi	Time	3rd Qtr	4th Qt
7 I BET YOU	1	0.0m	0.1m (1)	0.0m (0)	2:48.20	30.99s	28.90s
4 CANDLE FLAME	2	30.0m	8.8m (0)	11.2m (1)	2:50.48	31.16s	30.34s
3 SPRING DELIGHT	3	30.1m	4.8m (1)	6.7m (1)	2:50.48	31.13s	30.69s
8 NIFTY STUDLEIGH	4	35.0m	16.4m (0)	15.9m (0)	2:50.85	30.92s	30.37s
2 RAPACIOUS	5	70.0m	0.0m (0)	5.1m (0)	2:53.51	31.38s	33.83s

Finish Position and metres gained

First Arrow shows distance gain/loss from 2nd Qtr to 3rd Qtr,
Second Arrow shows distance gain/loss from 3rd Qtr to Finish
Blue arrow indicates best gain in these quarters.



Broken Hill Race 3 Distance 2210m

Friday, 15 March 2024

Gross Time: 2:52.00

MileRate: 2:05.20

LeadTime: 46.70s

First Qtr: 30.90s

Second Qtr: 31.40s

Third Qtr: 31.20s


Fourth Qtr: 31.80s

DATA TABLE: 800 / 400 Posi's are position from leader and (how wide the horse was at that position)

NoHorse	Plc	Mar	800 Posi	400 Posi	Time	3rd Qtr	4th Qt
1 ORAMA	1	0.0m	0.0m (0)	0.0m (0)	2:52.00	31.20s	31.80s
8 MY LINE OF FIRE	2	1.9m	3.6m (2)	0.5m (1)	2:52.16	30.95s	31.92s
7 COULDN'T RECOMMEND	3	7.8m	9.0m (0)	8.9m (0)	2:52.65	31.20s	31.75s
5 LOVE TO DEAL	4	16.5m	13.7m (0)	13.5m (0)	2:53.37	31.20s	32.11s
6 WATCHTHECLOCK	5	18.8m	4.7m (0)	4.8m (1)	2:53.56	31.22s	32.99s
4 MAYTHEHORSEBWIT HU	6	22.5m	9.7m (1)	15.5m (2)	2:53.87	31.66s	32.46s
2 MACHSTIQUE	7	25.2m	5.8m (1)	10.1m (2)	2:54.09	31.54s	33.10s
9 HARRY MCKINNIS	8	47.0m	0.9m (1)	11.7m (1)	2:55.90	32.05s	34.79s

Finish Position and metres gained

First Arrow shows distance gain/loss from 2nd Qtr to 3rd Qtr,
Second Arrow shows distance gain/loss from 3rd Qtr to Finish
Blue arrow indicates best gain in these quarters.



800

Visual positions in race at 2nd Quarter



400

Visual positions in race at 3rd Quarter



Powered by



Harness Analyser

Sectional Analysis Software

Not just form | Free Trial

www.facebook.com/PJHarnessRacing



RISE Digital, Harness Racing Australia nor the provider accepts any responsibility for the completeness or accuracy of any of the information contained herein, and makes no representations about its suitability for any particular purpose. Users should make their own judgements about those matters and/or seek independent advice. You assume all risks associated with use of data provided on this page

Broken Hill Race 4 Distance 2500m

Friday, 15 March 2024


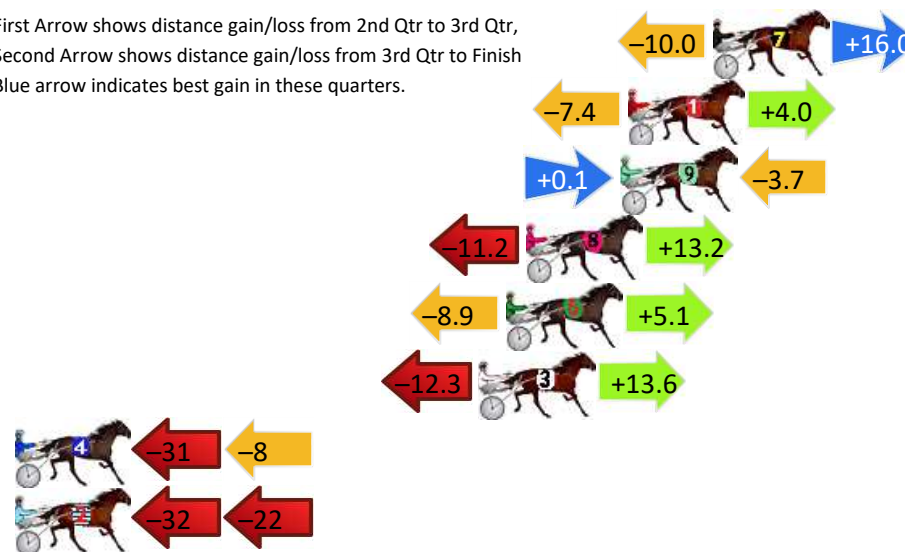
Gross Time: 3:11.30 MileRate: 2:03.10 LeadTime: 66.85s First Qtr: 31.65s Second Qtr: 31.60s Third Qtr: 28.85s Fourth Qtr: 32.35s

DATA TABLE: 800 / 400 Posi's are position from leader and (how wide the horse was at that position)

NoHorse	Plc	Mar	800 Posi	400 Posi	Time	3rd Qtr	4th Qt
7 KEAYANG MOROCCAN	1	0.0m	6.0m (1)	16.0m (1)	3:11.30	29.64s	31.13s
1 WHITESTARCHISTIAN	2	3.4m	0.0m (0)	7.4m (0)	3:11.59	29.41s	32.08s
9 IM BLINGIN IT	3	3.7m	0.1m (1)	0.0m (0)	3:11.61	28.84s	32.66s
8 ONLY ONCE BITTEN	4	7.5m	9.5m (0)	20.7m (1)	3:11.93	29.74s	31.41s
6 IM ALRIGHT JACK	5	8.3m	4.5m (0)	13.4m (0)	3:12.00	29.55s	32.03s
3 NIGHT SPIRIT	6	9.4m	10.7m (1)	23.0m (2)	3:12.09	29.83s	31.39s
4 ITZ BLACKJACK	7	54.1m	16.2m (0)	46.5m (0)	3:15.87	31.23s	33.38s
2 MIKIYOURSOFINE	8	70.8m	18.3m (1)	49.6m (1)	3:17.28	31.31s	34.55s

Finish Position and metres gained

First Arrow shows distance gain/loss from 2nd Qtr to 3rd Qtr, Second Arrow shows distance gain/loss from 3rd Qtr to Finish Blue arrow indicates best gain in these quarters.



Visual positions in race at 2nd Quarter



Visual positions in race at 3rd Quarter

Broken Hill Race 5 Distance 1900m

Friday, 15 March 2024


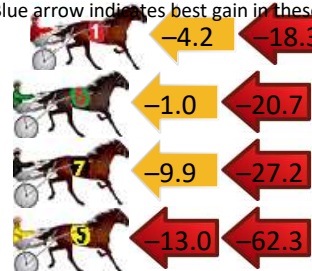
Gross Time: 2:20.80 MileRate: 1:59.30 LeadTime: 18.70s First Qtr: 30.45s Second Qtr: 30.80s Third Qtr: 30.45s Fourth Qtr: 30.40s

DATA TABLE: 800 / 400 Posi's are position from leader and (how wide the horse was at that position)


NoHorse	Plc	Mar	800 Posi	400 Posi	Time	3rd Qtr	4th Qt
2 QUARTZITE	1	0.0m	0.0m (0)	0.0m (0)	2:20.80	30.45s	30.40s
1 ROSCOS RESCUE	2	27.3m	4.8m (0)	9.0m (0)	2:22.97	30.77s	31.89s
6 OVERPOWERING	3	31.0m	9.3m (2)	10.3m (1)	2:23.27	30.53s	32.09s
7 CANADA BAY	4	46.8m	9.7m (1)	19.6m (0)	2:24.52	31.20s	32.64s
5 JAKES SPORTWRITER	5	80.5m	5.2m (1)	18.2m (1)	2:27.21	31.43s	35.43s

Finish Position and metres gained

First Arrow shows distance gain/loss from 2nd Qtr to 3rd Qtr,
Second Arrow shows distance gain/loss from 3rd Qtr to Finish
Blue arrow indicates best gain in these quarters.



Visual positions in race at 2nd Quarter



Visual positions in race at 3rd Quarter



Broken Hill Race 6 Distance 1900m

Friday, 15 March 2024

Gross Time: 2:29.40

MileRate: 2:06.60

LeadTime: 23.50s

First Qtr: 32.70s

Second Qtr: 31.60s

Third Qtr: 30.70s

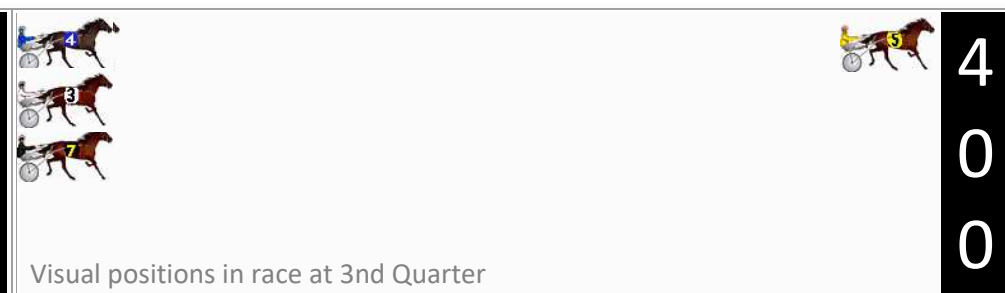
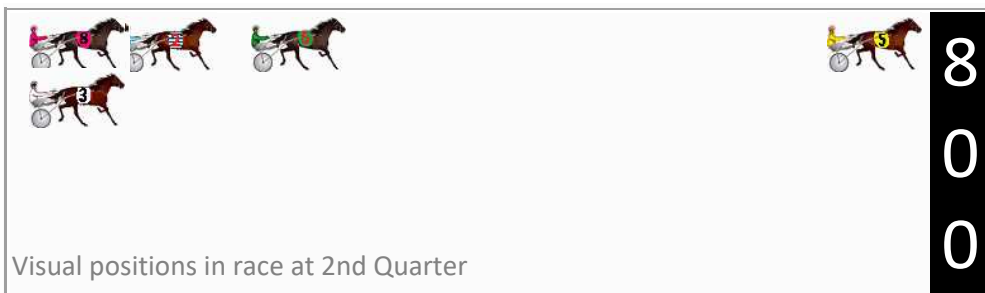
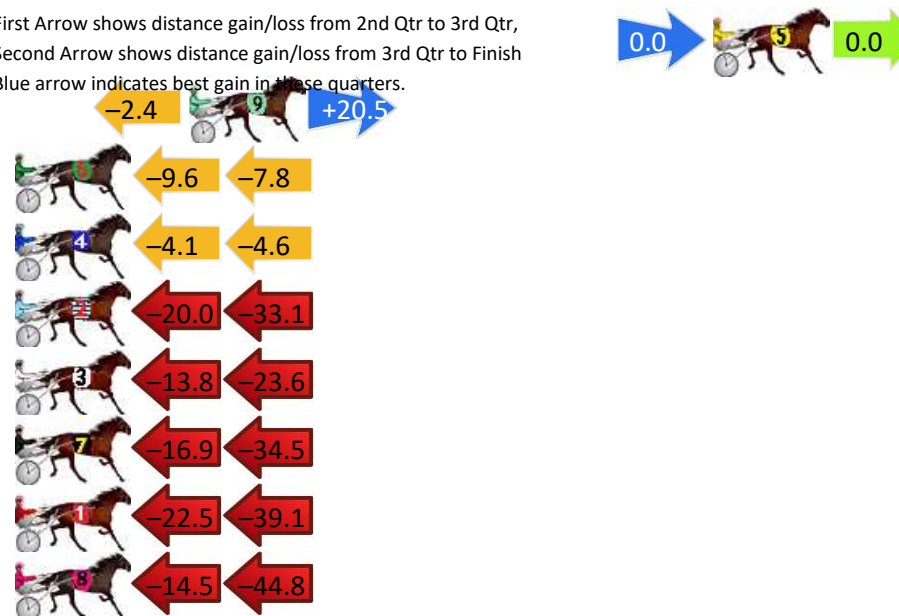
Fourth Qtr: 30.90s

DATA TABLE: 800 / 400 Posi's are position from leader and (how wide the horse was at that position)

No	Horse	Plc	Mar	800 Posi	400 Posi	Time	3rd Qtr	4th Qt
5	LINA AND MOLLY	1	0.0m	0.0m (0)	0.0m (0)	2:29.40	30.70s	30.90s
9	WHITE STAR SAMMY	2	21.0m	39.1m (0)	41.5m (1)	2:31.10	30.90s	29.42s
6	GODSGIFT	3	40.5m	23.1m (0)	32.7m (0)	2:32.67	31.44s	31.67s
4	IM YOUR VENUS	4	43.3m	34.6m (0)	38.7m (0)	2:32.90	31.02s	31.44s
2	MISS MAGIK	5	81.4m	28.3m (0)	48.3m (0)	2:35.98	32.24s	33.78s
3	SHANDIIN BEACH	6	83.4m	46.0m (1)	59.8m (1)	2:36.14	31.77s	33.07s
7	PRIORITY BETTING	7	92.9m	41.5m (1)	58.4m (2)	2:36.91	32.00s	33.94s
1	ANNIE CROCKER	8	95.5m	33.9m (1)	56.4m (0)	2:37.12	32.43s	34.30s
8	ELLJAYS INGOT	9	112.2m	52.9m (0)	67.4m (0)	2:38.47	31.82s	34.81s

Finish Position and metres gained

First Arrow shows distance gain/loss from 2nd Qtr to 3rd Qtr,
Second Arrow shows distance gain/loss from 3rd Qtr to Finish
Blue arrow indicates best gain in those quarters.



Broken Hill Race 7 Distance 1900m

Friday, 15 March 2024

Gross Time: 2:21.60 MileRate: 2:00.00 LeadTime: 18.80s First Qtr: 30.90s Second Qtr: 31.60s Third Qtr: 30.50s Fourth Qtr: 29.80s

DATA TABLE: 800 / 400 Posi's are position from leader and (how wide the horse was at that position)

NoHorse	Plc	Mar	800 Posi	400 Posi	Time	3rd Qtr	4th Qt
2 WATCHING THE BOYS	1	0.0m	0.0m (0)	0.0m (0)	2:21.60	30.50s	29.80s
6 ROCKNROLL RANGER	2	46.2m	10.4m (0)	17.3m (1)	2:25.21	31.01s	32.11s
1 BETTOR YOU BET	3	51.1m	5.3m (0)	12.8m (0)	2:25.59	31.06s	32.83s
5 BILUM	4	52.8m	15.0m (0)	25.1m (0)	2:25.72	31.24s	32.04s
7 SPORTY PHILTRA	5	71.7m	8.6m (1)	23.9m (2)	2:27.20	31.64s	33.61s
3 MAJOR TARLZ	6	107.4m	4.4m (1)	22.1m (1)	2:29.99	31.82s	36.53s
8 DRUNKEN MISTAKES	7	160.4m	21.4m (0)	106.7m (0)	2:34.12	36.88s	34.32s
4 EMMALINE BROMAC	8	269.4m	153.8m (0)	178.8m (0)	2:42.64	32.24s	37.44s

Finish Position and metres gained

First Arrow shows distance gain/loss from 2nd Qtr to 3rd Qtr, Second Arrow shows distance gain/loss from 3rd Qtr to Finish Blue arrow indicates best gain in these quarters.

