

Wagga Riverina Race 1 Distance 1740m

Friday, 15 March 2024


Gross Time: 2:07.50 MileRate: 1:57.90 LeadTime: 8.70s First Qtr: 29.90s Second Qtr: 31.60s Third Qtr: 28.40s Fourth Qtr: 28.90s

DATA TABLE: 800 / 400 Posi's are position from leader and (how wide the horse was at that position)

| NoHorse | Plc | Mar | 800 Posi | 400 Posi | Time | 3rd Qtr | 4th Qt |
|---------------------|-----|-------|-----------|-----------|---------|---------|--------|
| 1 SURPRISE LANDING | 1 | 0.0m | 0.0m (0) | 0.0m (0) | 2:07.50 | 28.40s | 28.90s |
| 5 EPIC ERNIE | 2 | 0.2m | 2.6m (1) | 1.4m (1) | 2:07.52 | 28.32s | 28.81s |
| 4 ROCKNROLL RAMBO | 3 | 9.4m | 6.8m (1) | 6.2m (1) | 2:08.21 | 28.36s | 29.13s |
| 9 RAINBOW GAMBLER | 4 | 10.4m | 4.2m (0) | 4.6m (0) | 2:08.29 | 28.42s | 29.32s |
| 6 SPREAD THE FEAR | 5 | 11.5m | 13.2m (0) | 14.6m (0) | 2:08.37 | 28.50s | 28.68s |
| 2 ANNAS WISH | 6 | 13.4m | 10.4m (1) | 10.8m (1) | 2:08.52 | 28.43s | 29.09s |
| 3 TACTICAL ILLUSION | 7 | 15.3m | 15.8m (1) | 17.2m (1) | 2:08.66 | 28.50s | 28.76s |
| 10 DODGY PRAWN | 8 | 20.1m | 8.6m (0) | 10.6m (0) | 2:09.02 | 28.54s | 29.58s |
| 8 SUMMER BAY BREW | 9 | 26.0m | 17.4m (0) | 21.4m (0) | 2:09.47 | 28.68s | 29.23s |
| 7 TINNYSMEDAD | 10 | 32.7m | 21.0m (1) | 24.8m (1) | 2:09.98 | 28.67s | 29.47s |


Finish Position and metres gained

First Arrow shows distance gain/loss from 2nd Qtr to 3rd Qtr,
Second Arrow shows distance gain/loss from 3rd Qtr to Finish
Blue arrow indicates best gain in these quarters.



800

Visual positions in race at 2nd Quarter



400

Visual positions in race at 3rd Quarter

Wagga Riverina Race 2 Distance 2270m

Friday, 15 March 2024

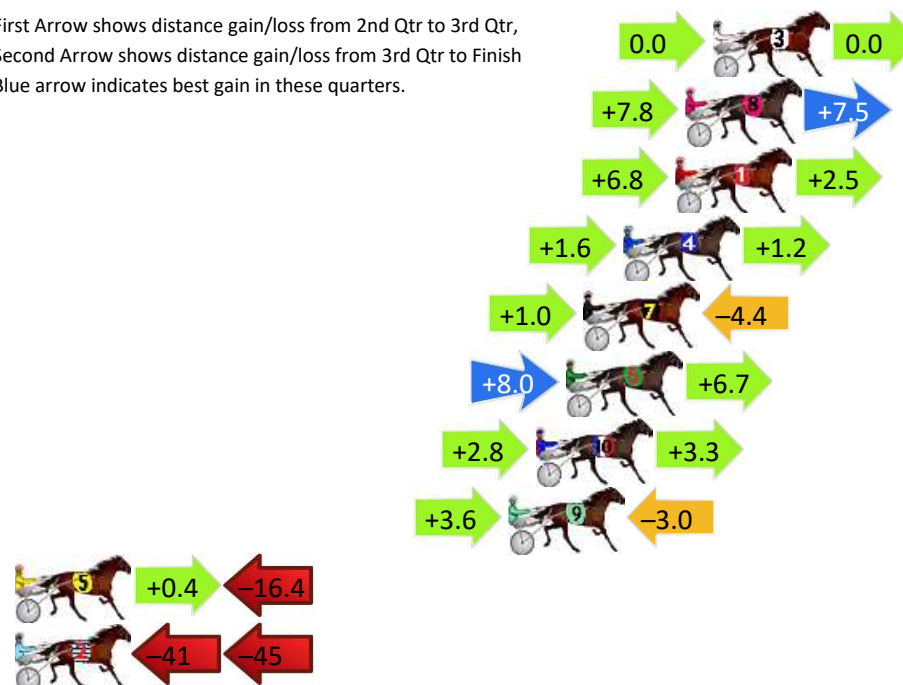
Gross Time: 2:49.30 MileRate: 2:00.00 LeadTime: 50.70s First Qtr: 31.10s Second Qtr: 30.30s Third Qtr: 28.50s Fourth Qtr: 28.70s

DATA TABLE: 800 / 400 Posi's are position from leader and (how wide the horse was at that position)

| No | Horse | Plc | Mar | 800 Posi | 400 Posi | Time | 3rd Qtr | 4th Qt |
|----|--------------------|-----|-------|-----------|-----------|---------|---------|--------|
| 3 | CENTOFELLIE | 1 | 0.0m | 0.0m (0) | 0.0m (0) | 2:49.30 | 28.50s | 28.70s |
| 8 | MYBOYMYBOY | 2 | 1.1m | 16.4m (1) | 8.6m (2) | 2:49.38 | 27.95s | 28.16s |
| 1 | FULLOFFIGHT | 3 | 1.5m | 10.8m (1) | 4.0m (2) | 2:49.41 | 28.02s | 28.52s |
| 4 | GOTTA LOCKHEED | 4 | 3.6m | 6.4m (1) | 4.8m (1) | 2:49.57 | 28.39s | 28.61s |
| 7 | TOMMYS LUCK | 5 | 5.2m | 1.8m (1) | 0.8m (1) | 2:49.69 | 28.43s | 29.01s |
| 6 | JOHNNYS BLUE | 6 | 5.9m | 20.6m (1) | 12.6m (1) | 2:49.74 | 27.93s | 28.22s |
| 10 | SCOTTIE MACH | 7 | 7.1m | 13.2m (0) | 10.4m (0) | 2:49.83 | 28.30s | 28.46s |
| 9 | THATS THE ATTITUDE | 8 | 8.2m | 8.8m (0) | 5.2m (0) | 2:49.92 | 28.24s | 28.91s |
| 5 | EMIKO | 9 | 34.0m | 18.0m (0) | 17.6m (0) | 2:51.86 | 28.47s | 29.87s |
| 2 | LESSISMORE | 10 | 89.4m | 4.4m (0) | 45.0m (0) | 2:56.04 | 31.38s | 31.87s |

Finish Position and metres gained

First Arrow shows distance gain/loss from 2nd Qtr to 3rd Qtr,
Second Arrow shows distance gain/loss from 3rd Qtr to Finish
Blue arrow indicates best gain in these quarters.



800

Visual positions in race at 2nd Quarter



400

Visual positions in race at 3rd Quarter



Powered by



Harness Analyser

Sectional Analysis Software

Not just form | Free Trial

www.facebook.com/PJHarnessRacing



RISE Digital, Harness Racing Australia nor the provider accepts any responsibility for the completeness or accuracy of any of the information contained herein, and makes no representations about its suitability for any particular purpose. Users should make their own judgements about those matters and/or seek independent advice. You assume all risks associated with use of data provided on this page

Wagga Riverina Race 3 Distance 1740m

Friday, 15 March 2024


Gross Time: 2:04.20 MileRate: 1:54.90 LeadTime: 8.60s First Qtr: 28.60s Second Qtr: 31.20s Third Qtr: 27.40s Fourth Qtr: 28.40s

DATA TABLE: 800 / 400 Posi's are position from leader and (how wide the horse was at that position)

| NoHorse | Plc | Mar | 800 Posi | 400 Posi | Time | 3rd Qtr | 4th Qt |
|--------------------|-----|------|-----------|-----------|---------|---------|--------|
| 5 WIPEOUT | 1 | 0.0m | 5.4m (1) | 5.6m (1) | 2:04.20 | 27.42s | 28.00s |
| 2 THATS ART | 2 | 1.7m | 0.0m (0) | 0.0m (0) | 2:04.33 | 27.40s | 28.52s |
| 7 LETTUCE NIPYA | 3 | 2.4m | 9.2m (1) | 9.8m (1) | 2:04.38 | 27.45s | 27.88s |
| 8 TIZZY LIZZIE | 4 | 4.1m | 13.8m (1) | 14.0m (1) | 2:04.51 | 27.43s | 27.70s |
| 6 JUST ROCK ME LOU | 5 | 6.6m | 9.4m (0) | 9.8m (0) | 2:04.69 | 27.43s | 28.17s |
| 1 CHRISSY EVE | 6 | 6.8m | 4.2m (0) | 4.4m (0) | 2:04.71 | 27.41s | 28.57s |
| 3 FRESKOS ART | 7 | 7.1m | 0.6m (1) | 1.2m (1) | 2:04.73 | 27.43s | 28.82s |
| 4 JILLIBY PANDA | 8 | 9.9m | 13.8m (0) | 14.2m (0) | 2:04.94 | 27.43s | 28.10s |

Finish Position and metres gained

First Arrow shows distance gain/loss from 2nd Qtr to 3rd Qtr,
Second Arrow shows distance gain/loss from 3rd Qtr to Finish
Blue arrow indicates best gain in these quarters.



800

Visual positions in race at 2nd Quarter



400

Visual positions in race at 3rd Quarter



Powered by



Harness Analyser

Sectional Analysis Software

Not just form | Free Trial

www.facebook.com/PJHarnessRacing



RISE Digital, Harness Racing Australia nor the provider accepts any responsibility for the completeness or accuracy of any of the information contained herein, and makes no representations about its suitability for any particular purpose. Users should make their own judgements about those matters and/or seek independent advice. You assume all risks associated with use of data provided on this page

Wagga Riverina Race 4 Distance 2270m

Friday, 15 March 2024

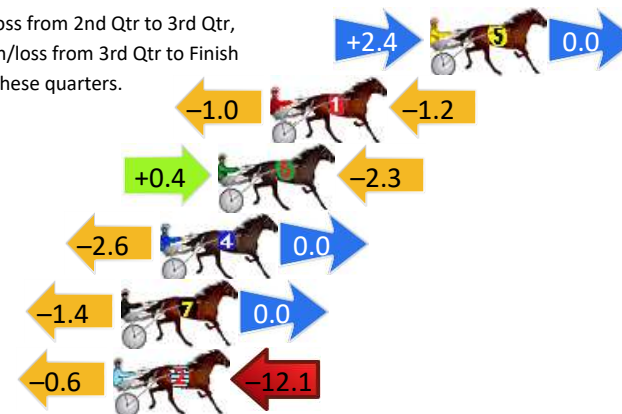
Gross Time: 2:46.10 MileRate: 1:57.70 LeadTime: 49.10s First Qtr: 31.80s Second Qtr: 30.40s Third Qtr: 27.00s Fourth Qtr: 27.80s

DATA TABLE: 800 / 400 Posi's are position from leader and (how wide the horse was at that position)

| NoHorse | Plc | Mar | 800 Posi | 400 Posi | Time | 3rd Qtr | 4th Qt |
|-------------------------|-----|-------|-----------|-----------|---------|---------|--------|
| 5 JUST ROLLYOUROWN | 1 | 0.0m | 2.4m (1) | 0.0m (1) | 2:46.10 | 26.84s | 27.80s |
| 1 I DIDNT KNOW THAT | 2 | 6.4m | 4.2m (0) | 5.2m (0) | 2:46.57 | 27.07s | 27.88s |
| 6 WILD IMAGINATION | 3 | 8.5m | 6.6m (1) | 6.2m (1) | 2:46.72 | 26.97s | 27.96s |
| 4 SHEZ THE REASON | 4 | 10.8m | 8.2m (0) | 10.8m (0) | 2:46.89 | 27.18s | 27.80s |
| 7 OZZIE BATTLER | 5 | 12.4m | 11.0m (1) | 12.4m (1) | 2:47.01 | 27.10s | 27.80s |
| 2 YOURDOINAMAZINS WEETY | 6 | 12.7m | 0.0m (0) | 0.6m (0) | 2:47.03 | 27.03s | 28.64s |

Finish Position and metres gained

First Arrow shows distance gain/loss from 2nd Qtr to 3rd Qtr,
Second Arrow shows distance gain/loss from 3rd Qtr to Finish
Blue arrow indicates best gain in these quarters.



800

Visual positions in race at 2nd Quarter



400

Visual positions in race at 3rd Quarter



Powered by



Harness Analyser

Sectional Analysis Software

Not just form | Free Trial

www.facebook.com/PJHarnessRacing



RISE Digital, Harness Racing Australia nor the provider accepts any responsibility for the completeness or accuracy of any of the information contained herein, and makes no representations about its suitability for any particular purpose. Users should make their own judgements about those matters and/or seek independent advice. You assume all risks associated with use of data provided on this page

Wagga Riverina Race 5 Distance 1740m

Friday, 15 March 2024

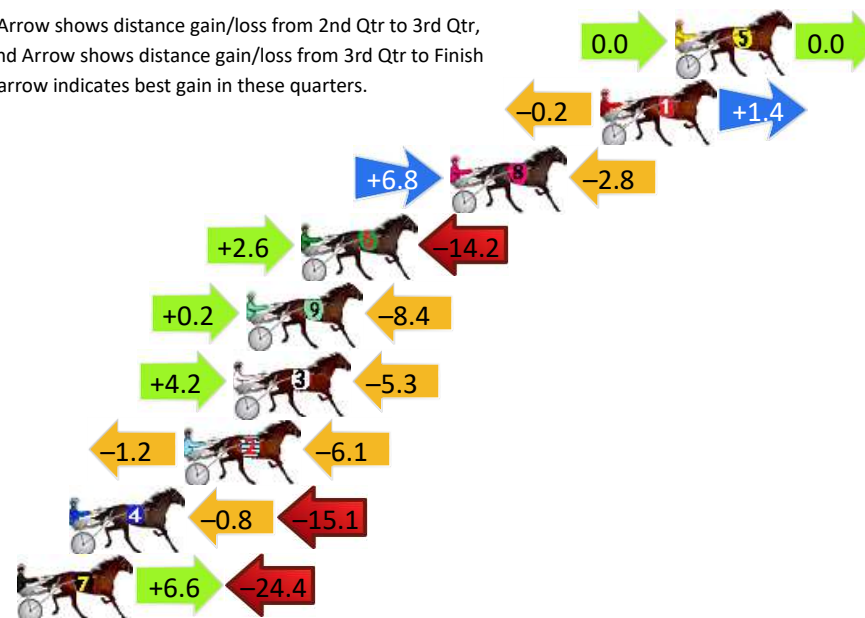
Gross Time: 2:04.90 MileRate: 1:55.60 LeadTime: 8.20s First Qtr: 28.40s Second Qtr: 32.20s Third Qtr: 28.00s Fourth Qtr: 28.10s

DATA TABLE: 800 / 400 Posi's are position from leader and (how wide the horse was at that position)

| No | Horse | Plc | Mar | 800 Posi | 400 Posi | Time | 3rd Qtr | 4th Qt |
|----|--------------|-----|-------|-----------|-----------|---------|---------|--------|
| 5 | ROCK OF JOY | 1 | 0.0m | 0.0m (0) | 0.0m (0) | 2:04.90 | 28.00s | 28.10s |
| 1 | MASTER GOUDA | 2 | 3.0m | 4.2m (0) | 4.4m (0) | 2:05.12 | 28.01s | 28.00s |
| 8 | FREASON | 3 | 9.0m | 13.0m (2) | 6.2m (2) | 2:05.56 | 27.53s | 28.30s |
| 6 | JEKAMIAS | 4 | 15.0m | 3.4m (1) | 0.8m (1) | 2:06.01 | 27.82s | 29.09s |
| 9 | DELILAH ROSE | 5 | 17.2m | 9.0m (0) | 8.8m (0) | 2:06.17 | 27.99s | 28.69s |
| 3 | ICE BLASTER | 6 | 17.7m | 16.6m (1) | 12.4m (2) | 2:06.21 | 27.71s | 28.47s |
| 2 | WILLS WAY | 7 | 19.7m | 12.4m (1) | 13.6m (1) | 2:06.35 | 28.08s | 28.53s |
| 4 | BETTORS MOON | 8 | 24.3m | 8.4m (1) | 9.2m (1) | 2:06.69 | 28.05s | 29.15s |
| 7 | BURTON | 9 | 26.4m | 8.6m (2) | 2.0m (2) | 2:06.85 | 27.54s | 29.80s |

Finish Position and metres gained

First Arrow shows distance gain/loss from 2nd Qtr to 3rd Qtr,
Second Arrow shows distance gain/loss from 3rd Qtr to Finish
Blue arrow indicates best gain in these quarters.



Visual positions in race at 2nd Quarter



Visual positions in race at 3rd Quarter

Wagga Riverina Race 6 Distance 1740m

Friday, 15 March 2024

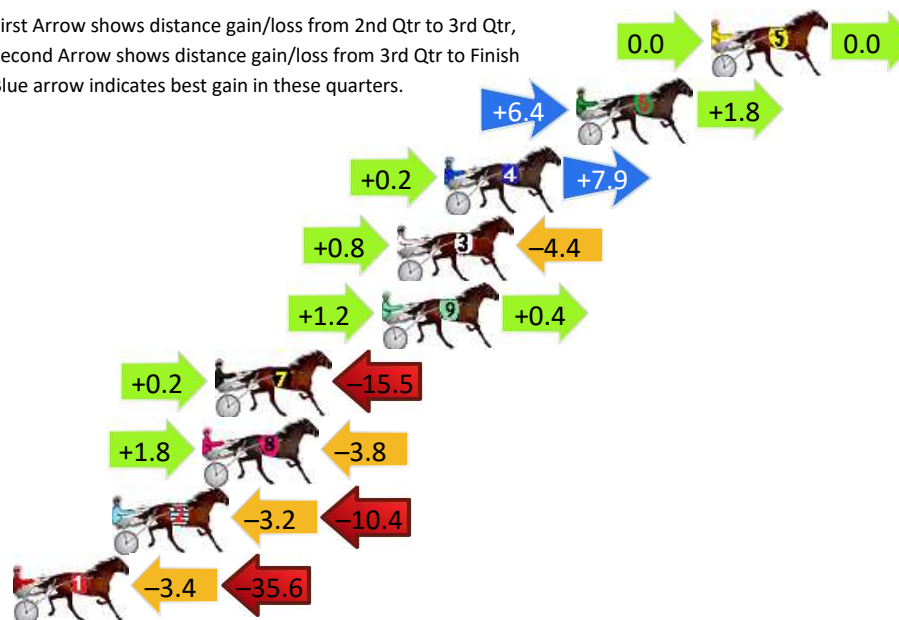
Gross Time: 2:04.30 MileRate: 1:55.00 LeadTime: 8.40s First Qtr: 28.90s Second Qtr: 30.30s Third Qtr: 27.50s Fourth Qtr: 29.20s

DATA TABLE: 800 / 400 Posi's are position from leader and (how wide the horse was at that position)

| No | Horse | Plc | Mar | 800 Posi | 400 Posi | Time | 3rd Qtr | 4th Qt |
|----|----------------|-----|-------|-----------|-----------|---------|---------|--------|
| 5 | ESCALERA | 1 | 0.0m | 0.0m (0) | 0.0m (0) | 2:04.30 | 27.50s | 29.20s |
| 6 | PETES BIG JIM | 2 | 5.4m | 13.6m (1) | 7.2m (2) | 2:04.71 | 27.05s | 29.07s |
| 4 | SMASH IT | 3 | 10.7m | 18.8m (0) | 18.6m (1) | 2:05.12 | 27.50s | 28.63s |
| 3 | SMOKIN POCKET | 4 | 12.6m | 9.0m (1) | 8.2m (1) | 2:05.27 | 27.43s | 29.52s |
| 9 | VILLAGE AREA | 5 | 13.2m | 14.8m (0) | 13.6m (1) | 2:05.31 | 27.42s | 29.17s |
| 7 | HES A TERROR | 6 | 19.9m | 4.6m (1) | 4.4m (0) | 2:05.82 | 27.45s | 30.33s |
| 8 | ACHERON | 7 | 20.4m | 18.4m (1) | 16.6m (2) | 2:05.86 | 27.37s | 29.48s |
| 2 | OZZIE JOY | 8 | 24.0m | 10.4m (0) | 13.6m (0) | 2:06.14 | 27.70s | 29.95s |
| 1 | OUR REBEL YELL | 9 | 44.6m | 5.6m (0) | 9.0m (0) | 2:07.72 | 27.66s | 31.78s |

Finish Position and metres gained

First Arrow shows distance gain/loss from 2nd Qtr to 3rd Qtr,
Second Arrow shows distance gain/loss from 3rd Qtr to Finish
Blue arrow indicates best gain in these quarters.



800

Visual positions in race at 2nd Quarter



400

Visual positions in race at 3rd Quarter



Powered by



Harness Analyser

Sectional Analysis Software

Not just form | Free Trial

www.facebook.com/PJHarnessRacing



RISE Digital, Harness Racing Australia nor the provider accepts any responsibility for the completeness or accuracy of any of the information contained herein, and makes no representations about its suitability for any particular purpose. Users should make their own judgements about those matters and/or seek independent advice. You assume all risks associated with use of data provided on this page

Wagga Riverina Race 7 Distance 1740m

Friday, 15 March 2024


Gross Time: 2:04.50 MileRate: 1:55.10 LeadTime: 8.30s First Qtr: 28.60s Second Qtr: 31.00s Third Qtr: 28.50s Fourth Qtr: 28.10s

DATA TABLE: 800 / 400 Posi's are position from leader and (how wide the horse was at that position)

| NoHorse | Plc | Mar | 800 Posi | 400 Posi | Time | 3rd Qtr | 4th Qt |
|---------------------|-----|-------|-----------|-----------|---------|---------|--------|
| 1 AMBIGUOUS | 1 | 0.0m | 0.0m (0) | 0.0m (0) | 2:04.50 | 28.50s | 28.10s |
| 6 THE TEXAS RANGER | 2 | 2.8m | 16.4m (1) | 16.0m (1) | 2:04.71 | 28.47s | 27.18s |
| 5 HARPERVILLE | 3 | 6.5m | 12.8m (0) | 15.0m (0) | 2:04.98 | 28.65s | 27.51s |
| 2 BROOKLYNS BEST | 4 | 8.6m | 8.6m (0) | 10.2m (0) | 2:05.14 | 28.61s | 27.99s |
| 10 SMOKESHOW | 5 | 11.1m | 12.2m (1) | 11.4m (1) | 2:05.32 | 28.44s | 28.08s |
| 4 ROYAL EXIT | 6 | 11.5m | 8.2m (1) | 6.8m (2) | 2:05.35 | 28.40s | 28.43s |
| 8 CAPTAINS CATCH | 7 | 16.0m | 21.4m (1) | 22.0m (1) | 2:05.68 | 28.54s | 27.68s |
| 7 THE IRON LADY | 8 | 17.2m | 17.0m (0) | 20.6m (0) | 2:05.77 | 28.75s | 27.86s |
| 3 PAPPAL LEO | 9 | 20.3m | 4.0m (1) | 3.6m (1) | 2:06.00 | 28.48s | 29.27s |
| 9 MONEYS ON MATILDA | 10 | 30.3m | 4.6m (0) | 5.8m (0) | 2:06.74 | 28.60s | 29.81s |

Finish Position and metres gained

First Arrow shows distance gain/loss from 2nd Qtr to 3rd Qtr, Second Arrow shows distance gain/loss from 3rd Qtr to Finish Blue arrow indicates best gain in these quarters.



800

Visual positions in race at 2nd Quarter



400

Visual positions in race at 3rd Quarter



Powered by



Harness Analyser

Sectional Analysis Software

Not just form | Free Trial

www.facebook.com/PJHarnessRacing



RISE Digital, Harness Racing Australia nor the provider accepts any responsibility for the completeness or accuracy of any of the information contained herein, and makes no representations about its suitability for any particular purpose. Users should make their own judgements about those matters and/or seek independent advice. You assume all risks associated with use of data provided on this page

Wagga Riverina Race 8 Distance 1740m

Friday, 15 March 2024


Gross Time: 2:05.50 MileRate: 1:56.10 LeadTime: 8.60s First Qtr: 29.50s Second Qtr: 31.40s Third Qtr: 28.40s Fourth Qtr: 27.60s

DATA TABLE: 800 / 400 Posi's are position from leader and (how wide the horse was at that position)

| NoHorse | Plc | Mar | 800 Posi | 400 Posi | Time | 3rd Qtr | 4th Qt |
|---------------------|-----|-------|-----------|-----------|---------|---------|--------|
| 3 NIFTY RONALD | 1 | 0.0m | 0.0m (0) | 0.2m (0) | 2:05.50 | 28.41s | 27.59s |
| 1 TAKE A HIKE | 2 | 5.4m | 4.0m (0) | 4.4m (0) | 2:05.89 | 28.43s | 27.67s |
| 11 WILL I AM | 3 | 6.2m | 14.2m (1) | 0.0m (2) | 2:05.95 | 27.42s | 28.03s |
| 5 LUVTOO | 4 | 6.5m | 1.2m (1) | 0.6m (1) | 2:05.97 | 28.36s | 28.00s |
| 2 FREDEE TEE | 5 | 9.0m | 5.4m (1) | 4.2m (2) | 2:06.15 | 28.32s | 27.93s |
| 10 SHEZA BETTOR GEM | 6 | 10.3m | 10.0m (1) | 10.4m (1) | 2:06.25 | 28.43s | 27.59s |
| 6 DREAM TO DANCE | 7 | 11.9m | 22.8m (1) | 14.8m (1) | 2:06.36 | 27.84s | 27.40s |
| 9 SIGNOR JUJON | 8 | 12.8m | 8.2m (0) | 9.2m (0) | 2:06.43 | 28.47s | 27.85s |
| 8 SLIPPIN THE LIFE | 9 | 14.8m | 18.4m (1) | 4.0m (3) | 2:06.57 | 27.41s | 28.34s |
| 4 MOVIN ON UP | 10 | 25.2m | 12.4m (0) | 15.2m (0) | 2:07.33 | 28.60s | 28.29s |


Finish Position and metres gained

First Arrow shows distance gain/loss from 2nd Qtr to 3rd Qtr,
Second Arrow shows distance gain/loss from 3rd Qtr to Finish
Blue arrow indicates best gain in these quarters.



Visual positions in race at 2nd Quarter

800



Visual positions in race at 3rd Quarter

400



Powered by



Harness Analyser

Sectional Analysis Software

Not just form | Free Trial

www.facebook.com/PJHarnessRacing



RISE Digital, Harness Racing Australia nor the provider accepts any responsibility for the completeness or accuracy of any of the information contained herein, and makes no representations about its suitability for any particular purpose. Users should make their own judgements about those matters and/or seek independent advice. You assume all risks associated with use of data provided on this page