

Menangle Race 1 Distance 1609m

Saturday, 16 March 2024

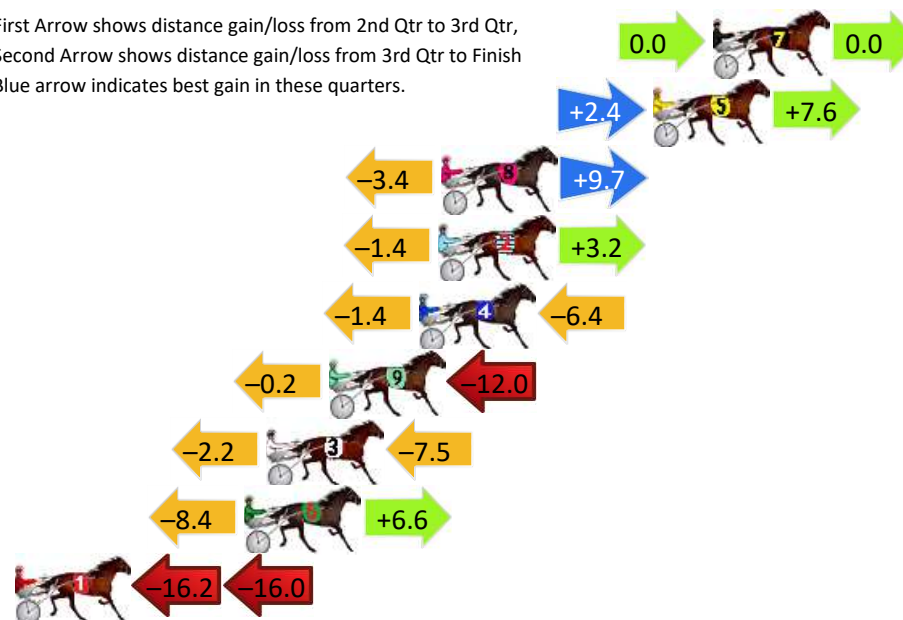
Gross Time: 1:49.70 MileRate: 1:49.70 LeadTime: 0.00s First Qtr: 25.80s Second Qtr: 28.10s Third Qtr: 27.30s Fourth Qtr: 28.50s

DATA TABLE: 800 / 400 Posi's are position from leader and (how wide the horse was at that position)

No	Horse	Plc	Mar	800 Posi	400 Posi	Time	3rd Qtr	4th Qt
7	GOLDEN BAY	1	0.0m	0.0m (0)	0.0m (0)	1:49.70	27.30s	28.50s
5	BLAZING HOME	2	2.4m	12.4m (1)	10.0m (0)	1:49.88	27.14s	27.96s
8	CELESTIAL GOSSIP	3	10.9m	17.2m (1)	20.6m (1)	1:50.52	27.55s	27.81s
2	SHADES OF HEAVEN	4	11.0m	12.8m (0)	14.2m (0)	1:50.52	27.40s	28.27s
4	ULTIMATE BIRD	5	11.8m	4.0m (0)	5.4m (0)	1:50.58	27.39s	28.95s
9	ARGENT PEAK	6	15.4m	3.2m (1)	3.4m (1)	1:50.85	27.30s	29.35s
3	NICHOLAS CAGE	7	17.9m	8.2m (1)	10.4m (1)	1:51.04	27.44s	29.03s
6	BETTOR LISTEN	8	18.8m	17.0m (0)	25.4m (1)	1:51.11	27.89s	28.03s
1	ROLL WITH SLOY	9	40.6m	8.4m (0)	24.6m (0)	1:52.74	28.40s	29.63s

Finish Position and metres gained

First Arrow shows distance gain/loss from 2nd Qtr to 3rd Qtr,
Second Arrow shows distance gain/loss from 3rd Qtr to Finish
Blue arrow indicates best gain in these quarters.



800

Visual positions in race at 2nd Quarter



400

Visual positions in race at 3rd Quarter



Powered by



Harness Analyser

Sectional Analysis Software

Not just form | Free Trial

www.facebook.com/PJHarnessRacing



RISE Digital, Harness Racing Australia nor the provider accepts any responsibility for the completeness or accuracy of any of the information contained herein, and makes no representations about its suitability for any particular purpose. Users should make their own judgements about those matters and/or seek independent advice. You assume all risks associated with use of data provided on this page

Menangle Race 2 Distance 1609m

Saturday, 16 March 2024

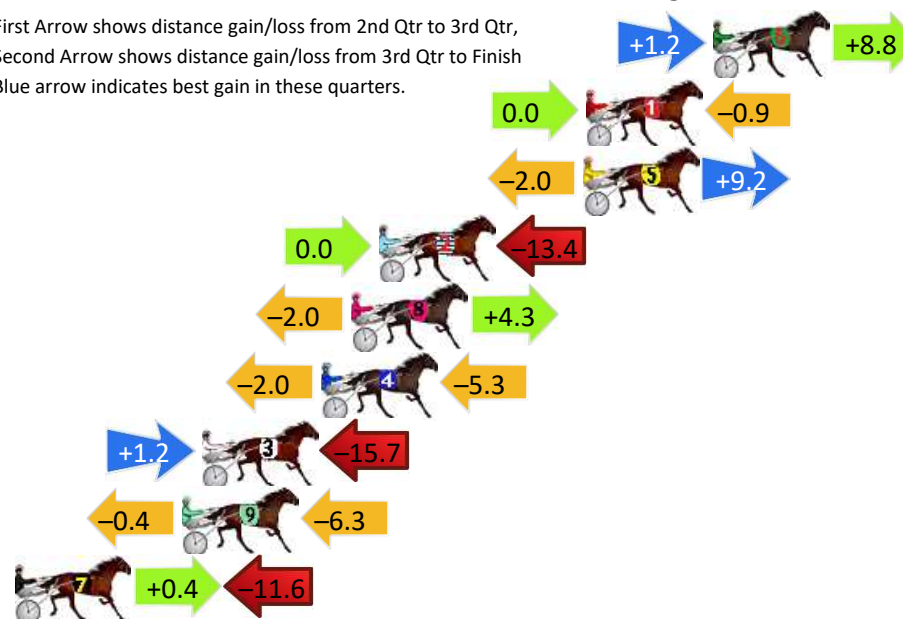
Gross Time: 1:50.40 MileRate: 1:50.40 LeadTime: 0.00s First Qtr: 26.40s Second Qtr: 29.40s Third Qtr: 27.50s Fourth Qtr: 27.10s

DATA TABLE: 800 / 400 Posi's are position from leader and (how wide the horse was at that position)

No	Horse	Plc	Mar	800 Posi	400 Posi	Time	3rd Qtr	4th Qt
6	DOUGS PLATTER	1	0.0m	10.0m (1)	8.8m (2)	1:50.40	27.41s	26.51s
1	PROMISELAND	2	5.1m	4.2m (0)	4.2m (0)	1:50.76	27.50s	27.16s
5	HE BETTOR STEP ASIDE	3	5.2m	12.4m (0)	14.4m (0)	1:50.77	27.63s	26.48s
2	BULLY BOURNE	4	13.4m	0.0m (0)	0.0m (0)	1:51.36	27.51s	28.00s
8	RYANS GANGSTER	5	14.5m	16.8m (0)	18.8m (0)	1:51.43	27.63s	26.81s
4	ROCKNROLL GIG	6	15.7m	8.4m (0)	10.4m (0)	1:51.52	27.64s	27.46s
3	MY ULTIMATE SNOWY	7	20.5m	6.0m (1)	4.8m (1)	1:51.86	27.43s	28.16s
9	SMALTESE	8	21.3m	14.6m (1)	15.0m (1)	1:51.92	27.53s	27.52s
7	LOCH LOMOND	9	31.6m	20.4m (1)	20.0m (1)	1:52.66	27.48s	27.88s

Finish Position and metres gained

First Arrow shows distance gain/loss from 2nd Qtr to 3rd Qtr,
Second Arrow shows distance gain/loss from 3rd Qtr to Finish
Blue arrow indicates best gain in these quarters.



800

Visual positions in race at 2nd Quarter



400

Visual positions in race at 3rd Quarter



Powered by



Harness Analyser

Sectional Analysis Software

Not just form | Free Trial

www.facebook.com/PJHarnessRacing



RISE Digital, Harness Racing Australia nor the provider accepts any responsibility for the completeness or accuracy of any of the information contained herein, and makes no representations about its suitability for any particular purpose. Users should make their own judgements about those matters and/or seek independent advice. You assume all risks associated with use of data provided on this page

Menangle Race 3 Distance 1609m

Saturday, 16 March 2024



Gross Time: 1:51.90 MileRate: 1:51.90 LeadTime: 0.00s First Qtr: 26.70s Second Qtr: 30.10s Third Qtr: 27.50s Fourth Qtr: 27.60s

DATA TABLE: 800 / 400 Posi's are position from leader and (how wide the horse was at that position)

No	Horse	Plc	Mar	800 Posi	400 Posi	Time	3rd Qtr	4th Qt
3	I BREAK THE LINE	1	0.0m	0.0m (0)	0.0m (0)	1:51.90	27.50s	27.60s
9	OUTSIDE FIGHTER	2	0.2m	2.0m (1)	1.8m (1)	1:51.91	27.49s	27.49s
5	CORBIE STUMBLER	3	5.0m	14.8m (1)	16.4m (2)	1:52.26	27.61s	26.82s
2	ALIBERTO	4	5.3m	5.2m (0)	5.0m (0)	1:52.28	27.49s	27.62s
1	OURSOUTHERNSTAR	5	6.7m	9.4m (0)	10.4m (0)	1:52.39	27.57s	27.35s
4	FOXY DADA	6	13.5m	10.6m (1)	12.2m (2)	1:52.88	27.61s	27.69s
8	LOCHIEL	7	28.5m	13.4m (0)	15.0m (0)	1:53.97	27.61s	28.53s
6	DONEGAL LUTHER	8	43.4m	32.0m (0)	35.0m (0)	1:55.05	27.70s	28.18s
7	CAULONIA COURAGE	9	49.3m	6.4m (1)	11.0m (1)	1:55.48	27.81s	30.23s

Finish Position and metres gained

First Arrow shows distance gain/loss from 2nd Qtr to 3rd Qtr,
Second Arrow shows distance gain/loss from 3rd Qtr to Finish
Blue arrow indicates best gain in these quarters.



Menangle Race 4 Distance 2300m

Saturday, 16 March 2024


Gross Time: 2:43.80 MileRate: 1:54.60 LeadTime: 48.70s First Qtr: 29.00s Second Qtr: 30.80s Third Qtr: 27.80s Fourth Qtr: 27.50s

DATA TABLE: 800 / 400 Posi's are position from leader and (how wide the horse was at that position)

NoHorse	Plc	Mar	800 Posi	400 Posi	Time	3rd Qtr	4th Qt
8 ITS EBONYNIVORY	1	0.0m	10.8m (1)	3.4m (1)	2:43.80	27.29s	27.27s
7 IM IN TROUBLE	2	0.2m	0.0m (0)	0.0m (0)	2:43.81	27.80s	27.51s
4 FREDDY SINGH	3	11.7m	4.0m (0)	4.2m (0)	2:44.65	27.82s	28.01s
6 LAST TANGO IN HEAVEN	4	13.8m	7.8m (0)	8.6m (0)	2:44.80	27.86s	27.86s
3 WAVETHEBILL	5	15.4m	20.0m (0)	9.6m (2)	2:44.91	27.09s	27.90s
1 IDEAL IN DREAMS	6	15.9m	12.0m (0)	10.8m (1)	2:44.95	27.72s	27.85s
2 TALENT AGENT	7	29.7m	16.4m (0)	17.4m (0)	2:45.95	27.87s	28.34s
5 SAGINAW	8	88.4m	6.6m (1)	21.8m (1)	2:50.20	28.87s	32.05s

Finish Position and metres gained

First Arrow shows distance gain/loss from 2nd Qtr to 3rd Qtr, Second Arrow shows distance gain/loss from 3rd Qtr to Finish Blue arrow indicates best gain in these quarters.



800

Visual positions in race at 2nd Quarter



400

Visual positions in race at 3rd Quarter



Powered by



Harness Analyser

Sectional Analysis Software

Not just form | Free Trial

www.facebook.com/PJHarnessRacing



RISE Digital, Harness Racing Australia nor the provider accepts any responsibility for the completeness or accuracy of any of the information contained herein, and makes no representations about its suitability for any particular purpose. Users should make their own judgements about those matters and/or seek independent advice. You assume all risks associated with use of data provided on this page

Menangle Race 5 Distance 1609m

Saturday, 16 March 2024

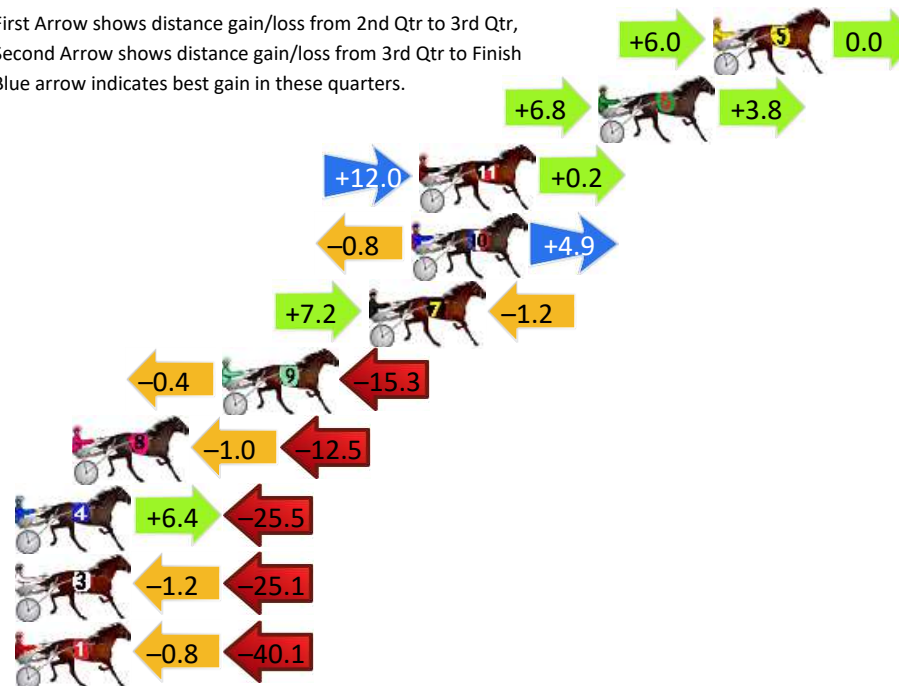
Gross Time: 1:52.80 MileRate: 1:52.80 LeadTime: 0.00s First Qtr: 26.70s Second Qtr: 30.90s Third Qtr: 28.40s Fourth Qtr: 26.80s

DATA TABLE: 800 / 400 Posi's are position from leader and (how wide the horse was at that position)

NoHorse	Plc	Mar	800 Posi	400 Posi	Time	3rd Qtr	4th Qt
5 DIEING ART	1	0.0m	6.0m (1)	0.0m (1)	1:52.80	27.99s	26.80s
6 MARIA ALLEGONDA	2	4.6m	15.2m (1)	8.4m (2)	1:53.12	27.93s	26.55s
11 SPEED DIAL	3	11.8m	24.0m (1)	12.0m (3)	1:53.63	27.58s	26.79s
10 VIN NUMBER	4	12.1m	16.2m (0)	17.0m (1)	1:53.65	28.45s	26.47s
7 HEAVENLY BELLE	5	13.8m	19.8m (1)	12.6m (1)	1:53.77	27.91s	26.88s
9 AMERICAN BEAUTY	6	19.7m	4.0m (0)	4.4m (1)	1:54.19	28.46s	27.82s
8 SAVEEON	7	25.7m	12.2m (0)	13.2m (0)	1:54.62	28.49s	27.63s
4 MORE GOODA	8	29.9m	10.8m (1)	4.4m (2)	1:54.91	28.01s	28.50s
3 ADRENALINE RUSH	9	34.3m	8.0m (0)	9.2m (0)	1:55.22	28.53s	28.47s
1 YOUTAKEMYBREATH AWAY	10	40.9m	0.0m (0)	0.8m (0)	1:55.69	28.53s	29.47s

Finish Position and metres gained

First Arrow shows distance gain/loss from 2nd Qtr to 3rd Qtr,
Second Arrow shows distance gain/loss from 3rd Qtr to Finish
Blue arrow indicates best gain in these quarters.



800

Visual positions in race at 2nd Quarter



400

Visual positions in race at 3rd Quarter



Powered by



Harness Analyser

Sectional Analysis Software

Not just form | Free Trial

www.facebook.com/PJHarnessRacing



RISE Digital, Harness Racing Australia nor the provider accepts any responsibility for the completeness or accuracy of any of the information contained herein, and makes no representations about its suitability for any particular purpose. Users should make their own judgements about those matters and/or seek independent advice. You assume all risks associated with use of data provided on this page

Menangle Race 6 Distance 1609m

Saturday, 16 March 2024


Gross Time: 1:50.70 MileRate: 1:50.70 LeadTime: 0.00s First Qtr: 26.40s Second Qtr: 28.40s Third Qtr: 27.90s Fourth Qtr: 28.00s

DATA TABLE: 800 / 400 Posi's are position from leader and (how wide the horse was at that position)

NoHorse	Plc	Mar	800 Posi	400 Posi	Time	3rd Qtr	4th Qt
5 UBETCHA TIGERPIE	1	0.0m	11.2m (1)	10.6m (2)	1:50.70	27.86s	27.26s
8 ROCKOKOKO	2	3.3m	15.2m (1)	14.6m (2)	1:50.94	27.86s	27.21s
7 SHEFFIELD SPARKY	3	3.5m	13.4m (0)	14.0m (0)	1:50.96	27.94s	27.27s
2 GIVE ME A MINUTE	4	3.6m	7.2m (1)	6.8m (2)	1:50.96	27.87s	27.78s
4 LOUS DREAM	5	5.8m	0.0m (0)	0.0m (0)	1:51.13	27.90s	28.40s
9 NEPTUNE	6	11.2m	18.6m (0)	18.0m (0)	1:51.52	27.86s	27.53s
6 ITZMINEONTHELINE	7	11.9m	2.8m (1)	3.2m (1)	1:51.58	27.93s	28.61s
1 MAJIC MOMENT	8	12.7m	4.2m (0)	4.6m (0)	1:51.63	27.93s	28.56s
3 KATCHAR SHOOBEE	9	13.4m	9.0m (0)	9.8m (0)	1:51.69	27.96s	28.25s

Finish Position and metres gained

First Arrow shows distance gain/loss from 2nd Qtr to 3rd Qtr,
Second Arrow shows distance gain/loss from 3rd Qtr to Finish
Blue arrow indicates best gain in these quarters.



800

Visual positions in race at 2nd Quarter



400

Visual positions in race at 3rd Quarter



Powered by



Harness Analyser

Sectional Analysis Software

Not just form | Free Trial

www.facebook.com/PJHarnessRacing



RISE Digital, Harness Racing Australia nor the provider accepts any responsibility for the completeness or accuracy of any of the information contained herein, and makes no representations about its suitability for any particular purpose. Users should make their own judgements about those matters and/or seek independent advice. You assume all risks associated with use of data provided on this page

Menangle Race 7 Distance 1609m

Saturday, 16 March 2024


Gross Time: 1:52.40 MileRate: 1:52.40 LeadTime: 0.00s First Qtr: 26.90s Second Qtr: 28.60s Third Qtr: 29.70s Fourth Qtr: 27.30s

DATA TABLE: 800 / 400 Posi's are position from leader and (how wide the horse was at that position)

No	Horse	Plc	Mar	800 Posi	400 Posi	Time	3rd Qtr	4th Qt
1	PAS DE CHEVAL	1	0.0m	8.2m (0)	7.4m (2)	1:52.40	29.62s	26.80s
5	RICKOSHAY	2	1.7m	16.2m (0)	16.2m (0)	1:52.52	29.66s	26.32s
3	MISTER ROBIN HOOD	3	3.1m	0.0m (0)	0.0m (0)	1:52.62	29.71s	27.51s
9	DON LOU	4	3.8m	28.2m (0)	22.8m (1)	1:52.67	29.26s	26.01s
2	SIR RICHARD LEE	5	4.4m	12.2m (0)	12.0m (0)	1:52.72	29.66s	26.78s
8	BLAZING SHANNON	6	7.3m	4.0m (0)	4.2m (1)	1:52.92	29.72s	27.51s
6	GO AWAY AGAIN	7	9.4m	20.2m (0)	20.4m (0)	1:53.08	29.68s	26.55s
7	WARRANTEE	8	13.2m	24.2m (0)	18.2m (1)	1:53.35	29.26s	26.96s
4	IMPERIAL SNAPPER	9	22.7m	19.8m (1)	14.0m (1)	1:54.03	29.32s	27.89s

Finish Position and metres gained

First Arrow shows distance gain/loss from 2nd Qtr to 3rd Qtr,
Second Arrow shows distance gain/loss from 3rd Qtr to Finish
Blue arrow indicates best gain in these quarters.



800

Visual positions in race at 2nd Quarter



400

Visual positions in race at 3rd Quarter



Powered by



Harness Analyser

Sectional Analysis Software

Not just form | Free Trial

www.facebook.com/PJHarnessRacing



RISE Digital, Harness Racing Australia nor the provider accepts any responsibility for the completeness or accuracy of any of the information contained herein, and makes no representations about its suitability for any particular purpose. Users should make their own judgements about those matters and/or seek independent advice. You assume all risks associated with use of data provided on this page

Menangle Race 8 Distance 2300m

Saturday, 16 March 2024


Gross Time: 2:45.70 MileRate: 1:55.90 LeadTime: 51.10s First Qtr: 30.80s Second Qtr: 29.70s Third Qtr: 27.10s Fourth Qtr: 27.00s

DATA TABLE: 800 / 400 Posi's are position from leader and (how wide the horse was at that position)

NoHorse	Plc	Mar	800 Posi	400 Posi	Time	3rd Qtr	4th Qt
6 MAJOR PERRY	1	0.0m	0.0m (0)	0.0m (0)	2:45.70	27.10s	27.00s
1 TUPPENCE	2	1.6m	8.0m (0)	8.6m (0)	2:45.81	27.14s	26.53s
5 CHEVRON ART	3	5.7m	11.4m (1)	10.0m (1)	2:46.11	27.01s	26.71s
8 DOUBLE ENCOUNTER	4	6.3m	7.4m (1)	5.6m (1)	2:46.15	26.98s	27.05s
3 DANGERZONE	5	6.6m	4.0m (0)	4.4m (0)	2:46.17	27.13s	27.15s
2 DARK TERROR	6	10.2m	12.0m (0)	14.4m (0)	2:46.43	27.26s	26.72s
7 SAHARA SIROCCO	7	20.9m	3.2m (1)	1.2m (1)	2:47.19	26.97s	28.32s
4 SPORTY DANCER	8	31.6m	15.6m (1)	14.2m (1)	2:47.95	27.01s	28.17s

Finish Position and metres gained

First Arrow shows distance gain/loss from 2nd Qtr to 3rd Qtr,
Second Arrow shows distance gain/loss from 3rd Qtr to Finish
Blue arrow indicates best gain in these quarters.



800

Visual positions in race at 2nd Quarter



400

Visual positions in race at 3rd Quarter



Powered by



Harness Analyser

Sectional Analysis Software

Not just form | Free Trial

www.facebook.com/PJHarnessRacing



RISE Digital, Harness Racing Australia nor the provider accepts any responsibility for the completeness or accuracy of any of the information contained herein, and makes no representations about its suitability for any particular purpose. Users should make their own judgements about those matters and/or seek independent advice. You assume all risks associated with use of data provided on this page