

Tamworth Race 1 Distance 1980m

Sunday, 17 March 2024

Gross Time: 2:26.80

MileRate: 1:59.30

LeadTime: 26.70s

First Qtr: 29.80s

Second Qtr: 30.50s

Third Qtr: 29.10s

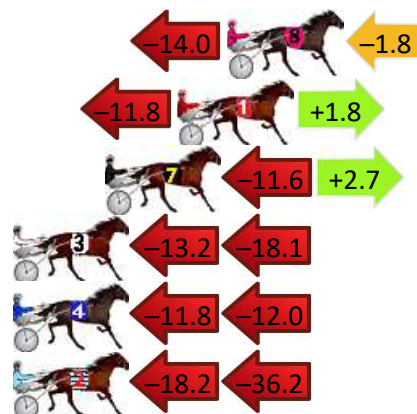
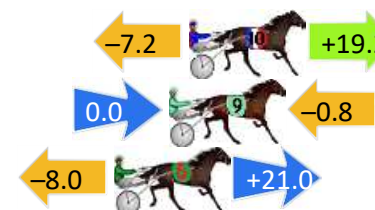
Fourth Qtr: 30.70s

DATA TABLE: 800 / 400 Posi's are position from leader and (how wide the horse was at that position)

No	Horse	Plc	Mar	800 Posi	400 Posi	Time	3rd Qtr	4th Qt
10	ASHLEYS BLUE CHIP	1	0.0m	12.0m (1)	19.2m (2)	2:26.80	29.67s	29.23s
9	KISSED BY A ROSE	2	0.8m	0.0m (0)	0.0m (0)	2:26.86	29.10s	30.76s
6	NIGHT TO REMEMBER	3	3.0m	16.0m (1)	24.0m (3)	2:27.04	29.74s	29.10s
8	DASHNDOT	4	19.4m	3.6m (1)	17.6m (1)	2:28.36	30.14s	30.84s
1	SWEET SUNSHINE	5	21.4m	11.4m (0)	23.2m (1)	2:28.52	29.98s	30.56s
7	LILLY SHANNON	6	24.3m	15.4m (0)	27.0m (0)	2:28.75	29.97s	30.49s
3	BATED BREATH	7	38.5m	7.2m (0)	20.4m (0)	2:29.89	30.05s	32.08s
4	EYEKNOWTHEFACE	8	43.6m	19.8m (0)	31.6m (0)	2:30.30	29.95s	31.62s
2	ROCK AROUND	9	62.2m	7.8m (1)	26.0m (2)	2:31.80	30.38s	33.46s


Finish Position and metres gained

First Arrow shows distance gain/loss from 2nd Qtr to 3rd Qtr,
Second Arrow shows distance gain/loss from 3rd Qtr to Finish
Blue arrow indicates best gain in these quarters.



800

Visual positions in race at 2nd Quarter



400

Visual positions in race at 3rd Quarter



Powered by



Harness Analyser

Sectional Analysis Software

Not just form | Free Trial

www.facebook.com/PJHarnessRacing



RISE Digital, Harness Racing Australia nor the provider accepts any responsibility for the completeness or accuracy of any of the information contained herein, and makes no representations about its suitability for any particular purpose. Users should make their own judgements about those matters and/or seek independent advice. You assume all risks associated with use of data provided on this page

Tamworth Race 2 Distance 1609m

Sunday, 17 March 2024

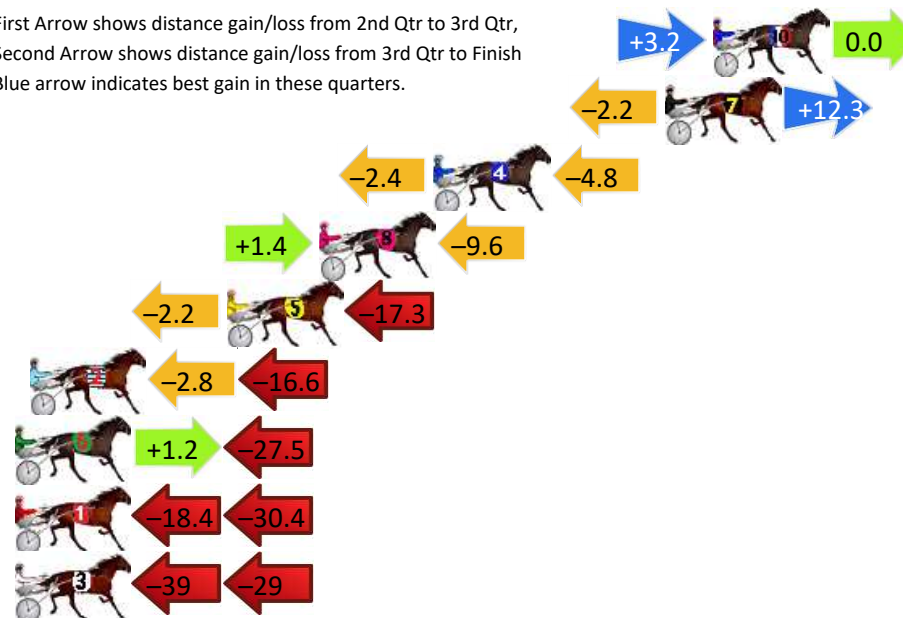
Gross Time: 1:57.10 MileRate: 1:57.10 LeadTime: 0.00s First Qtr: 28.00s Second Qtr: 30.80s Third Qtr: 28.70s Fourth Qtr: 29.60s

DATA TABLE: 800 / 400 Posi's are position from leader and (how wide the horse was at that position)

NoHorse	Plc	Mar	800 Posi	400 Posi	Time	3rd Qtr	4th Qt
10 JAYJAYBENNY	1	0.0m	3.2m (1)	0.0m (1)	1:57.10	28.47s	29.60s
7 POTTER	2	1.9m	12.0m (0)	14.2m (1)	1:57.25	28.87s	28.69s
4 CARMELITE	3	11.2m	4.0m (0)	6.4m (0)	1:57.97	28.87s	29.95s
8 LINE ME UP BRO	4	15.8m	7.6m (1)	6.2m (1)	1:58.33	28.59s	30.31s
5 YOU CANNOT HIDE	5	19.5m	0.0m (0)	2.2m (0)	1:58.61	28.84s	30.87s
2 SPLIT EAR	6	27.4m	8.0m (0)	10.8m (0)	1:59.23	28.88s	30.82s
6 HAPPY HAMISH	7	36.7m	10.4m (2)	9.2m (2)	1:59.95	28.58s	31.62s
1 MUDDY MONTANA	8	70.4m	21.6m (0)	40.0m (0)	2:02.56	30.00s	31.84s
3 AMERICAN MANDY	9	78.7m	11.8m (1)	50.0m (0)	2:03.21	31.44s	31.71s

Finish Position and metres gained

First Arrow shows distance gain/loss from 2nd Qtr to 3rd Qtr,
Second Arrow shows distance gain/loss from 3rd Qtr to Finish
Blue arrow indicates best gain in these quarters.



800

Visual positions in race at 2nd Quarter



400

Visual positions in race at 3rd Quarter



Powered by



Harness Analyser

Sectional Analysis Software

Not just form | Free Trial

www.facebook.com/PJHarnessRacing



RISE Digital, Harness Racing Australia nor the provider accepts any responsibility for the completeness or accuracy of any of the information contained herein, and makes no representations about its suitability for any particular purpose. Users should make their own judgements about those matters and/or seek independent advice. You assume all risks associated with use of data provided on this page

Tamworth Race 3 Distance 1609m

Sunday, 17 March 2024

Gross Time: 1:59.00

MileRate: 1:59.00

LeadTime: 0.00s

First Qtr: 29.10s

Second Qtr: 30.00s

Third Qtr: 29.90s



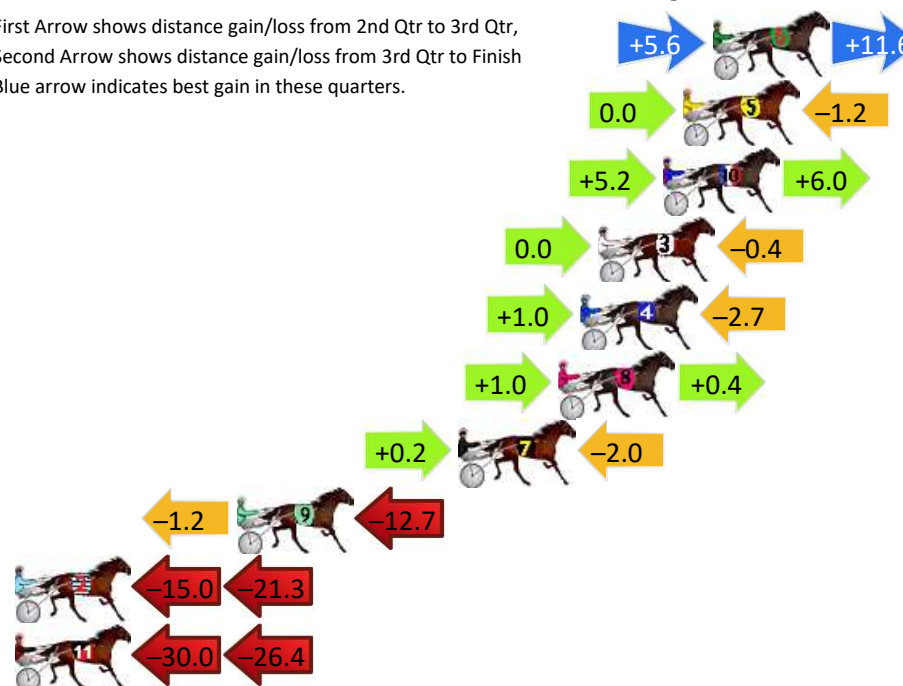
Fourth Qtr: 30.00s

DATA TABLE: 800 / 400 Posi's are position from leader and (how wide the horse was at that position)

No	Horse	Plc	Mar	800 Posi	400 Posi	Time	3rd Qtr	4th Qt
6	BEE SEVENTEEN	1	0.0m	17.2m (1)	11.6m (2)	1:59.00	29.48s	29.13s
5	COUNTRY MAJOR	2	1.2m	0.0m (0)	0.0m (0)	1:59.09	29.90s	30.09s
10	TRIPLE EMM	3	2.0m	13.2m (1)	8.0m (3)	1:59.16	29.51s	29.55s
3	ROCKNROLL TONY	4	4.6m	4.2m (0)	4.2m (0)	1:59.36	29.90s	30.03s
4	KARALTA COURAGE	5	5.3m	3.6m (1)	2.6m (1)	1:59.42	29.83s	30.20s
8	REDS GOOD TO GO	6	6.2m	7.6m (1)	6.6m (1)	1:59.49	29.83s	29.97s
7	VAN NIEKERK	7	10.2m	8.4m (0)	8.2m (0)	1:59.80	29.88s	30.15s
9	MILLIONDOLLAR KISS	8	19.1m	5.2m (2)	6.4m (2)	2:00.50	29.99s	30.95s
2	TRIOLI	9	81.3m	45.0m (0)	60.0m (0)	2:05.39	31.01s	31.59s
11	RIPPIN RUPERT	10	176.4m	120.0m (0)	150.0m (0)	2:12.86	32.13s	31.97s

Finish Position and metres gained

First Arrow shows distance gain/loss from 2nd Qtr to 3rd Qtr,
Second Arrow shows distance gain/loss from 3rd Qtr to Finish
Blue arrow indicates best gain in these quarters.



Tamworth Race 4 Distance 1980m

Sunday, 17 March 2024


Gross Time: 2:26.90 MileRate: 1:59.40 LeadTime: 25.90s First Qtr: 31.40s Second Qtr: 30.80s Third Qtr: 29.10s Fourth Qtr: 29.70s

DATA TABLE: 800 / 400 Posi's are position from leader and (how wide the horse was at that position)

NoHorse	Plc	Mar	800 Posi	400 Posi	Time	3rd Qtr	4th Qt
6 ROCLEA IMAGE	1	0.0m	3.6m (1)	0.0m (1)	2:26.90	28.84s	29.70s
4 ROUGE BLING	2	2.3m	7.6m (1)	5.4m (1)	2:27.08	28.94s	29.47s
10 FAST TRACKER	3	3.6m	16.2m (0)	19.2m (2)	2:27.18	29.33s	28.55s
5 NOR WESTA	4	6.4m	16.0m (1)	15.0m (2)	2:27.40	29.03s	29.07s
7 RUNFROMTERROR	5	6.9m	12.0m (0)	19.0m (0)	2:27.44	29.62s	28.81s
9 COLBY	6	9.6m	12.0m (1)	10.4m (2)	2:27.65	28.98s	29.64s
1 TYGAR	7	10.6m	8.0m (0)	15.8m (1)	2:27.73	29.67s	29.32s
2 RACING PAULA	8	21.6m	4.0m (0)	11.4m (1)	2:28.58	29.63s	30.45s
8 METALLICA MAN	9	23.0m	20.6m (0)	25.8m (0)	2:28.69	29.48s	29.49s
3 CLASSICMAJOR	10	36.2m	0.0m (0)	8.2m (0)	2:29.72	29.68s	31.77s

Finish Position and metres gained

First Arrow shows distance gain/loss from 2nd Qtr to 3rd Qtr,
Second Arrow shows distance gain/loss from 3rd Qtr to Finish
Blue arrow indicates best gain in these quarters.



800

Visual positions in race at 2nd Quarter



400

Visual positions in race at 3rd Quarter



Powered by



Harness Analyser

Sectional Analysis Software

Not just form | Free Trial

www.facebook.com/PJHarnessRacing



RISE Digital, Harness Racing Australia nor the provider accepts any responsibility for the completeness or accuracy of any of the information contained herein, and makes no representations about its suitability for any particular purpose. Users should make their own judgements about those matters and/or seek independent advice. You assume all risks associated with use of data provided on this page

Tamworth Race 5 Distance 1609m

Sunday, 17 March 2024


Gross Time: 1:59.50 MileRate: 1:59.50 LeadTime: 0.00s First Qtr: 29.00s Second Qtr: 30.60s Third Qtr: 30.30s Fourth Qtr: 29.70s

DATA TABLE: 800 / 400 Posi's are position from leader and (how wide the horse was at that position)

No	Horse	Plc	Mar	800 Posi	400 Posi	Time	3rd Qtr	4th Qt
9	CHANGE OF MIND	1	0.0m	16.0m (2)	1.2m (2)	1:59.50	29.20s	29.61s
8	DOUGS RULES	2	4.5m	18.4m (1)	5.4m (2)	1:59.85	29.33s	29.63s
1	LADY PEBBLES	3	7.7m	4.0m (0)	4.0m (0)	2:00.10	30.30s	29.97s
7	MISTER ARTIKULATE	4	10.6m	7.6m (0)	8.2m (0)	2:00.33	30.35s	29.88s
10	CLASSIE AMERICAN	5	13.2m	11.4m (0)	12.4m (0)	2:00.53	30.38s	29.76s
5	SEVEN RIPPIN ACES	6	14.2m	6.6m (1)	7.8m (1)	2:00.61	30.39s	30.17s
2	SIR JUJON	7	16.8m	0.0m (0)	0.0m (0)	2:00.81	30.31s	30.94s
4	SHADOW ECLIPSE	8	19.5m	10.4m (1)	11.2m (2)	2:01.02	30.37s	30.31s
3	IM LOKI	9	31.4m	14.4m (1)	16.6m (1)	2:01.94	30.48s	30.79s
6	ROCKS ARNT PETS	10	54.8m	1.4m (1)	3.2m (1)	2:03.77	30.47s	33.51s

Finish Position and metres gained

First Arrow shows distance gain/loss from 2nd Qtr to 3rd Qtr,
Second Arrow shows distance gain/loss from 3rd Qtr to Finish
Blue arrow indicates best gain in these quarters.



800

Visual positions in race at 2nd Quarter



400

Visual positions in race at 3rd Quarter



Powered by



Harness Analyser

Sectional Analysis Software

Not just form | Free Trial

www.facebook.com/PJHarnessRacing



RISE Digital, Harness Racing Australia nor the provider accepts any responsibility for the completeness or accuracy of any of the information contained herein, and makes no representations about its suitability for any particular purpose. Users should make their own judgements about those matters and/or seek independent advice. You assume all risks associated with use of data provided on this page

Tamworth Race 6 Distance 1980m

Sunday, 17 March 2024

Gross Time: 2:29.50

MileRate: 2:01.50

LeadTime: 25.60s

First Qtr: 31.40s

Second Qtr: 31.70s

Third Qtr: 30.30s



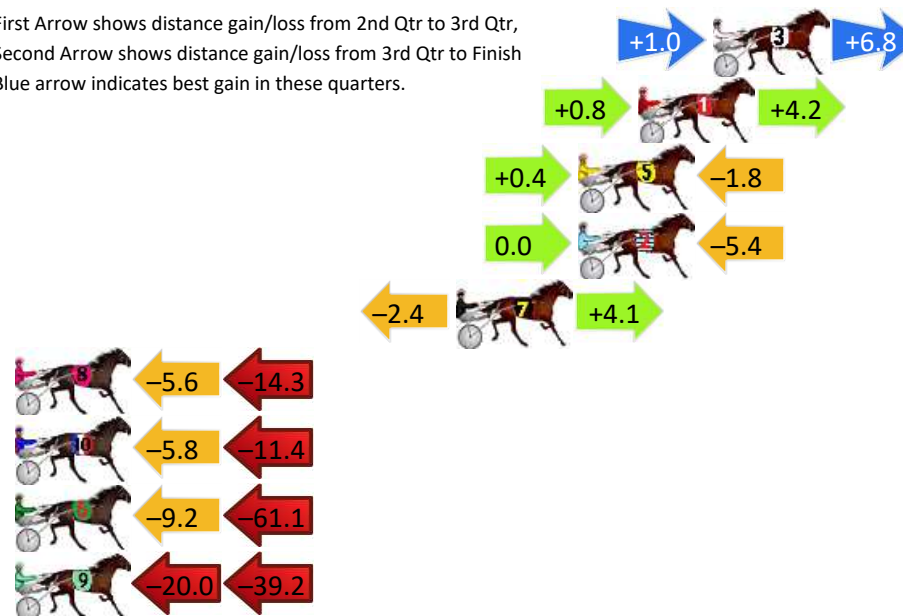
Fourth Qtr: 30.50s

DATA TABLE: 800 / 400 Posi's are position from leader and (how wide the horse was at that position)

No	Horse	Plc	Mar	800 Posi	400 Posi	Time	3rd Qtr	4th Qt
3	ENABLE ME	1	0.0m	7.8m (1)	6.8m (2)	2:29.50	30.23s	29.98s
1	PRINCE OF PAYNE	2	3.0m	8.0m (0)	7.2m (0)	2:29.74	30.24s	30.18s
5	ZACHAROONI	3	5.4m	4.0m (0)	3.6m (1)	2:29.93	30.27s	30.64s
2	ZU HOFFEN	4	5.4m	0.0m (0)	0.0m (0)	2:29.93	30.30s	30.91s
7	MIDAS SHANNON	5	10.3m	12.0m (0)	14.4m (1)	2:30.32	30.48s	30.19s
8	BUDDY PERFECT	6	31.7m	11.8m (1)	17.4m (2)	2:32.03	30.72s	31.58s
10	JOHNNY DEE	7	33.2m	16.0m (0)	21.8m (0)	2:32.15	30.74s	31.36s
6	EXOTIC ROCKSTAR	8	74.1m	3.8m (1)	13.0m (0)	2:35.41	30.98s	35.13s
9	MY LATIN LADY	9	259.2m	200.0m (0)	220.0m (0)	2:50.19	31.80s	33.47s

Finish Position and metres gained

First Arrow shows distance gain/loss from 2nd Qtr to 3rd Qtr,
Second Arrow shows distance gain/loss from 3rd Qtr to Finish
Blue arrow indicates best gain in these quarters.



Tamworth Race 7 Distance 1980m

Sunday, 17 March 2024

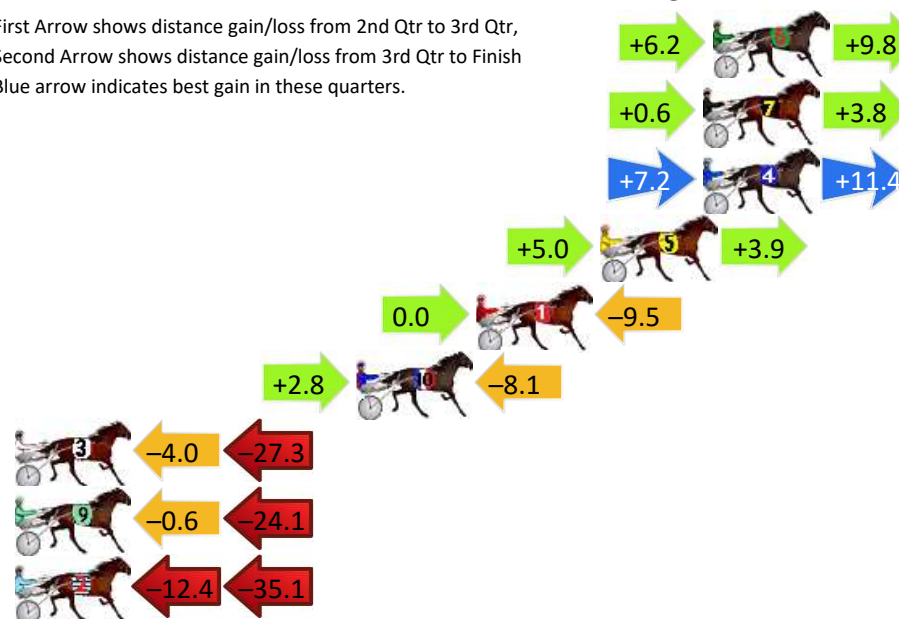
Gross Time: 2:28.40 MileRate: 2:00.60 LeadTime: 26.40s First Qtr: 30.00s Second Qtr: 30.00s Third Qtr: 30.40s Fourth Qtr: 31.60s

DATA TABLE: 800 / 400 Posi's are position from leader and (how wide the horse was at that position)

NoHorse	Plc	Mar	800 Posi	400 Posi	Time	3rd Qtr	4th Qt
6 FOUR FEATHERS	1	0.0m	16.0m (1)	9.8m (1)	2:28.40	29.94s	30.83s
7 RAINBOW JET	2	0.4m	4.8m (0)	4.2m (0)	2:28.43	30.36s	31.30s
4 FAR OUT RINGO	3	0.4m	19.0m (2)	11.8m (3)	2:28.43	29.86s	30.70s
5 BETTOR KEEP ROCKING	4	4.5m	13.4m (0)	8.4m (0)	2:28.77	30.02s	31.29s
1 WINAMOTZA	5	9.5m	0.0m (0)	0.0m (0)	2:29.18	30.39s	32.35s
10 SAINT KARAMARA	6	14.3m	9.0m (0)	6.2m (2)	2:29.58	30.17s	32.24s
3 RIPPIN GOOD FEELIN	7	31.9m	0.6m (1)	4.6m (1)	2:31.03	30.67s	33.74s
9 FLIRTS DIVA	8	37.3m	12.6m (2)	13.2m (2)	2:31.48	30.41s	33.49s
2 STRAYTOTHEPOOLRO OM	9	55.9m	8.4m (1)	20.8m (1)	2:33.01	31.30s	34.36s


Finish Position and metres gained

First Arrow shows distance gain/loss from 2nd Qtr to 3rd Qtr,
Second Arrow shows distance gain/loss from 3rd Qtr to Finish
Blue arrow indicates best gain in these quarters.



Visual positions in race at 2nd Quarter

800



Visual positions in race at 3rd Quarter

400



Powered by



Harness Analyser

Sectional Analysis Software

Not just form | Free Trial

www.facebook.com/PJHarnessRacing



RISE Digital, Harness Racing Australia nor the provider accepts any responsibility for the completeness or accuracy of any of the information contained herein, and makes no representations about its suitability for any particular purpose. Users should make their own judgements about those matters and/or seek independent advice. You assume all risks associated with use of data provided on this page

Tamworth Race 8 Distance 1980m

Sunday, 17 March 2024

Gross Time: 2:27.70

MileRate: 2:00.00

LeadTime: 27.60s

First Qtr: 30.10s

Second Qtr: 30.10s

Third Qtr: 29.70s

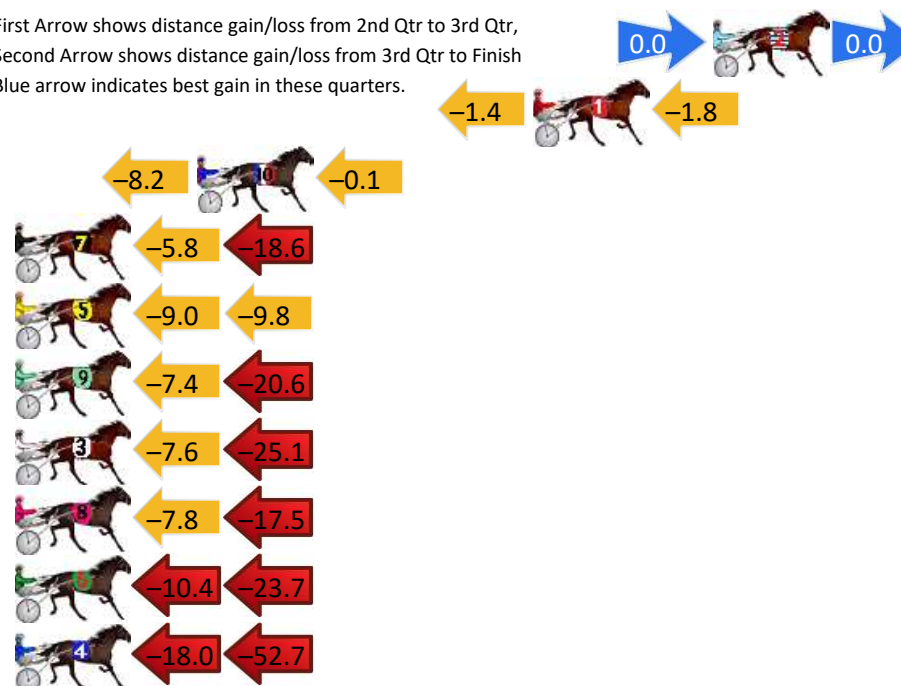
Fourth Qtr: 30.20s

DATA TABLE: 800 / 400 Posi's are position from leader and (how wide the horse was at that position)

NoHorse	Plc	Mar	800 Posi	400 Posi	Time	3rd Qtr	4th Qt
2 PRINCESS REMI	1	0.0m	0.0m (0)	0.0m (0)	2:27.70	29.70s	30.20s
1 FOREVER MOMENTS	2	7.2m	4.0m (0)	5.4m (0)	2:28.27	29.80s	30.34s
10 SPARKLING SUE	3	20.7m	12.4m (0)	20.6m (0)	2:29.34	30.31s	30.21s
7 ALWAYS ON THE RUN	4	32.6m	8.2m (0)	14.0m (0)	2:30.28	30.12s	31.60s
5 DONT TELL DOROTHY	5	36.0m	17.2m (0)	26.2m (0)	2:30.55	30.36s	30.94s
9 DOUBLE LINES	6	40.6m	12.6m (1)	20.0m (2)	2:30.91	30.24s	31.75s
3 HEY DUDE	7	41.1m	8.4m (1)	16.0m (1)	2:30.95	30.25s	32.08s
8 LOOKAT MEE	8	47.3m	22.0m (1)	29.8m (1)	2:31.44	30.27s	31.51s
6 BORROWED TIME	9	51.9m	17.8m (1)	28.2m (2)	2:31.80	30.46s	31.98s
4 IMFEELINGIT	10	74.9m	4.2m (1)	22.2m (1)	2:33.62	31.01s	34.16s


Finish Position and metres gained

First Arrow shows distance gain/loss from 2nd Qtr to 3rd Qtr,
Second Arrow shows distance gain/loss from 3rd Qtr to Finish
Blue arrow indicates best gain in these quarters.



800

Visual positions in race at 2nd Quarter



400

Visual positions in race at 3rd Quarter



Powered by



Harness Analyser

Sectional Analysis Software

Not just form | Free Trial

www.facebook.com/PJHarnessRacing



RISE Digital, Harness Racing Australia nor the provider accepts any responsibility for the completeness or accuracy of any of the information contained herein, and makes no representations about its suitability for any particular purpose. Users should make their own judgements about those matters and/or seek independent advice. You assume all risks associated with use of data provided on this page

Tamworth Race 9 Distance 1609m

Sunday, 17 March 2024

Gross Time: 2:00.30

MileRate: 2:00.30

LeadTime: 0.00s

First Qtr: 29.00s

Second Qtr: 30.30s

Third Qtr: 30.20s

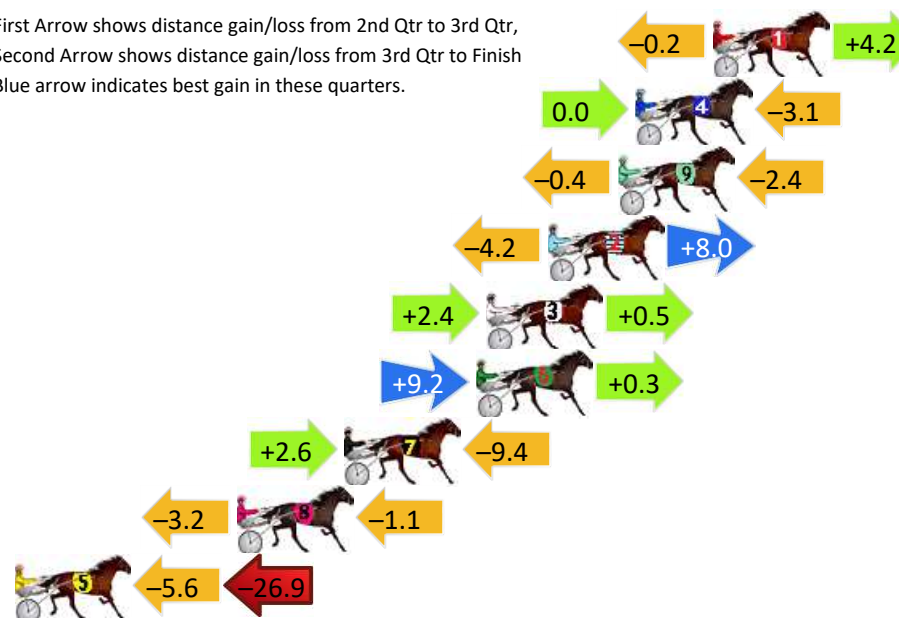
Fourth Qtr: 30.80s

DATA TABLE: 800 / 400 Posi's are position from leader and (how wide the horse was at that position)

No	Horse	Plc	Mar	800 Posi	400 Posi	Time	3rd Qtr	4th Qt
1	OUR SAMMY JAE	1	0.0m	4.0m (0)	4.2m (0)	2:00.30	30.22s	30.48s
4	VERY NEEDEY	2	3.1m	0.0m (0)	0.0m (0)	2:00.55	30.20s	31.04s
9	ART OF TERROR	3	3.8m	1.0m (1)	1.4m (1)	2:00.61	30.23s	30.98s
2	TASMANS DELIGHT	4	6.6m	10.4m (1)	14.6m (0)	2:00.83	30.52s	30.19s
3	LITTLE WHIPPET	5	9.1m	12.0m (0)	9.6m (0)	2:01.03	30.02s	30.76s
6	SONOFABET	6	9.5m	19.0m (1)	9.8m (2)	2:01.07	29.50s	30.78s
7	CASSINO MAN	7	14.8m	8.0m (0)	5.4m (1)	2:01.49	30.00s	31.52s
8	SHEZA TIGERESS	8	19.1m	14.8m (1)	18.0m (2)	2:01.84	30.44s	30.88s
5	SMOLENSKI	9	38.7m	6.2m (1)	11.8m (1)	2:03.42	30.60s	32.86s

Finish Position and metres gained

First Arrow shows distance gain/loss from 2nd Qtr to 3rd Qtr,
Second Arrow shows distance gain/loss from 3rd Qtr to Finish
Blue arrow indicates best gain in these quarters.



800

Visual positions in race at 2nd Quarter



400

Visual positions in race at 3rd Quarter



Powered by



Harness Analyser

Sectional Analysis Software

Not just form | Free Trial

www.facebook.com/PJHarnessRacing



RISE Digital, Harness Racing Australia nor the provider accepts any responsibility for the completeness or accuracy of any of the information contained herein, and makes no representations about its suitability for any particular purpose. Users should make their own judgements about those matters and/or seek independent advice. You assume all risks associated with use of data provided on this page

Tamworth Race 10 Distance 1980m

Sunday, 17 March 2024

Gross Time: 2:27.50

MileRate: 1:59.90

LeadTime: 25.40s

First Qtr: 30.60s

Second Qtr: 29.20s

Third Qtr: 29.50s

Fourth Qtr: 32.80s

DATA TABLE: 800 / 400 Posi's are position from leader and (how wide the horse was at that position)

NoHorse	Plc	Mar	800 Posi	400 Posi	Time	3rd Qtr	4th Qt
2 HE SAID SHE SAID	1	0.0m	4.0m (0)	4.2m (0)	2:27.50	29.53s	32.46s
8 DOLLARSIGN	2	6.1m	10.4m (2)	8.8m (1)	2:28.02	29.39s	32.58s
10 TABRA	3	15.3m	27.0m (0)	33.6m (1)	2:28.81	30.09s	31.31s
5 BOOKER BAY	4	16.6m	0.0m (0)	0.0m (0)	2:28.92	29.43s	34.15s
6 DEVELSTIX	5	29.1m	20.4m (0)	29.2m (1)	2:29.99	30.18s	32.79s
1 MY KINDA JUSTUS	6	33.8m	14.4m (0)	29.2m (0)	2:30.39	30.63s	33.18s
7 DON HESTON	7	65.5m	21.6m (1)	42.6m (0)	2:33.10	31.03s	34.67s
3 BULLDOG BRAWLER	8	71.2m	8.0m (1)	22.2m (0)	2:33.59	30.40s	36.80s
4 DENSTOWN	9	103.8m	42.4m (0)	65.0m (0)	2:36.38	31.09s	35.96s

Finish Position and metres gained

First Arrow shows distance gain/loss from 2nd Qtr to 3rd Qtr,
Second Arrow shows distance gain/loss from 3rd Qtr to Finish
Blue arrow indicates best gain in these quarters.

