

Newcastle Race 1 Distance 1609m

Friday, 19 April 2024



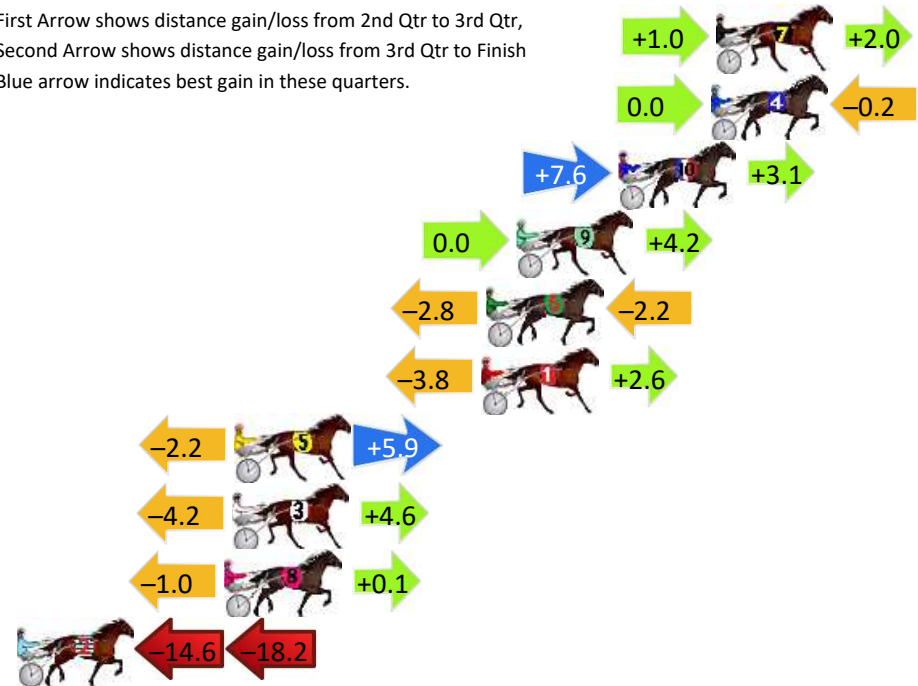
Gross Time: 1:54.10 MileRate: 1:54.10 LeadTime: 0.00s First Qtr: 27.90s Second Qtr: 30.10s Third Qtr: 27.30s Fourth Qtr: 28.80s

DATA TABLE: 800 / 400 Posi's are position from leader and (how wide the horse was at that position)

No	Horse	Plc	Mar	800 Posi	400 Posi	Time	3rd Qtr	4th Qt
7	SNOW HUNTER	1	0.0m	3.0m (1)	2.0m (1)	1:54.10	27.23s	28.66s
4	BOUGANVILLEA	2	0.2m	0.0m (0)	0.0m (0)	1:54.12	27.30s	28.81s
10	THE METAL FLYER	3	3.9m	14.6m (1)	7.0m (1)	1:54.39	26.78s	28.58s
9	FLARE UP	4	8.0m	12.2m (0)	12.2m (1)	1:54.70	27.31s	28.50s
6	MONDELLO BEACH	5	9.2m	4.2m (0)	7.0m (0)	1:54.80	27.49s	28.96s
1	HOLD BACK THE RIVER	6	9.4m	8.2m (0)	12.0m (0)	1:54.81	27.57s	28.61s
5	SINBINNED	7	19.3m	23.0m (1)	25.2m (2)	1:55.56	27.46s	28.38s
3	TAFL MOVE	8	19.4m	19.8m (0)	24.0m (0)	1:55.57	27.60s	28.47s
8	SEVENTY FOUR GEE	9	19.7m	18.8m (1)	19.8m (1)	1:55.59	27.37s	28.79s
2	TO INFINITYBEYOND	10	42.8m	10.0m (1)	24.6m (1)	1:57.34	28.28s	30.10s

Finish Position and metres gained

First Arrow shows distance gain/loss from 2nd Qtr to 3rd Qtr, Second Arrow shows distance gain/loss from 3rd Qtr to Finish
Blue arrow indicates best gain in these quarters.



Newcastle Race 2 Distance 1609m

Friday, 19 April 2024

Gross Time: 1:54.50 MileRate: 1:54.50 LeadTime: 0.00s First Qtr: 27.60s Second Qtr: 30.40s Third Qtr: 28.20s Fourth Qtr: 28.30s

DATA TABLE: 800 / 400 Posi's are position from leader and (how wide the horse was at that position)

No	Horse	Plc	Mar	800 Posi	400 Posi	Time	3rd Qtr	4th Qt
5	SPIRIT KING	1	0.0m	7.6m (1)	6.6m (1)	1:54.50	28.13s	27.84s
1	CORAL STRIDE	2	2.1m	0.0m (0)	0.0m (0)	1:54.66	28.20s	28.45s
4	AMERICAN BEAUTY	3	5.5m	4.0m (0)	4.2m (0)	1:54.91	28.21s	28.39s
9	SOHO SINATRA	4	6.0m	8.0m (0)	8.2m (0)	1:54.95	28.21s	28.15s
2	YESNOMAYBESO	5	6.2m	11.6m (1)	10.8m (1)	1:54.96	28.14s	27.98s
7	POLKA DELIGHT	6	7.4m	3.8m (1)	2.6m (1)	1:55.05	28.12s	28.64s
10	ROCLEA IMAGE	7	7.8m	12.4m (0)	12.6m (0)	1:55.08	28.21s	27.96s
8	RACING PAULA	8	8.0m	16.4m (0)	16.8m (0)	1:55.09	28.23s	27.68s
6	SIR SIMON	9	8.1m	19.6m (1)	11.2m (2)	1:55.10	27.61s	28.08s
3	POPSTAROMAR	10	14.5m	15.6m (1)	14.6m (1)	1:55.58	28.13s	28.29s

Finish Position and metres gained

First Arrow shows distance gain/loss from 2nd Qtr to 3rd Qtr,
Second Arrow shows distance gain/loss from 3rd Qtr to Finish
Blue arrow indicates best gain in these quarters.



800

Visual positions in race at 2nd Quarter



400

Visual positions in race at 3rd Quarter



Newcastle Race 3 Distance 1609m

Friday, 19 April 2024


Gross Time: 1:53.40 MileRate: 1:53.40 LeadTime: 0.00s First Qtr: 27.60s Second Qtr: 30.10s Third Qtr: 28.10s Fourth Qtr: 27.60s

DATA TABLE: 800 / 400 Posi's are position from leader and (how wide the horse was at that position)

No	Horse	Plc	Mar	800 Posi	400 Posi	Time	3rd Qtr	4th Qt
10	JAY OK	1	0.0m	16.4m (1)	4.6m (1)	1:53.40	27.28s	27.28s
8	DADNDAVE	2	2.6m	0.0m (0)	0.0m (0)	1:53.59	28.10s	27.78s
1	METALLICA MAN	3	9.1m	8.0m (0)	8.6m (0)	1:54.06	28.14s	27.63s
3	ROYAL GAMBLE	4	12.9m	4.0m (0)	4.6m (0)	1:54.34	28.15s	28.17s
5	HEAVENLY HOLLY	5	13.1m	12.4m (1)	13.4m (1)	1:54.35	28.17s	27.58s
7	FAR OUT BRO	6	13.5m	8.2m (1)	9.2m (1)	1:54.38	28.17s	27.90s
4	SIR RICHARD LEE	7	19.2m	20.6m (1)	11.8m (2)	1:54.79	27.50s	28.11s
2	HAZELNUTS	8	19.5m	11.8m (0)	14.2m (0)	1:54.82	28.27s	27.96s
9	ASHARK	9	23.3m	15.2m (0)	16.4m (2)	1:55.09	28.19s	28.07s

Finish Position and metres gained

First Arrow shows distance gain/loss from 2nd Qtr to 3rd Qtr, Second Arrow shows distance gain/loss from 3rd Qtr to Finish Blue arrow indicates best gain in these quarters.



800

Visual positions in race at 2nd Quarter



400

Visual positions in race at 3rd Quarter



Newcastle Race 4 Distance 2030m

Friday, 19 April 2024


Gross Time: 2:31.40 MileRate: 2:00.00 LeadTime: 31.70s First Qtr: 31.20s Second Qtr: 31.20s Third Qtr: 28.50s Fourth Qtr: 28.80s

DATA TABLE: 800 / 400 Posi's are position from leader and (how wide the horse was at that position)

No	Horse	Plc	Mar	800 Posi	400 Posi	Time	3rd Qtr	4th Qt
2	LIGHTNING BOB	1	0.0m	4.0m (0)	4.2m (0)	2:31.40	28.52s	28.50s
3	STEALTH BOMBA	2	1.9m	0.0m (0)	0.0m (0)	2:31.54	28.50s	28.94s
1	WINAMOTZA	3	11.6m	8.2m (0)	8.6m (0)	2:32.28	28.53s	29.01s
10	ROCKNROLL TONY	4	13.6m	6.6m (1)	7.8m (1)	2:32.43	28.58s	29.22s
6	GROSESTAR	5	15.0m	19.0m (1)	18.2m (2)	2:32.53	28.44s	28.57s
8	ULTIMATE RHAPSODY	6	15.2m	2.2m (1)	3.4m (1)	2:32.55	28.58s	29.64s
5	BODYLINE	7	16.3m	15.0m (1)	14.0m (2)	2:32.63	28.43s	28.96s
9	MAJOR MICKEY	8	18.3m	12.2m (0)	12.2m (0)	2:32.78	28.50s	29.24s
7	SILVER LADY	9	18.5m	16.2m (0)	17.6m (0)	2:32.80	28.60s	28.86s
4	MY ULTIMATE COBBER	10	20.8m	10.8m (1)	12.2m (1)	2:32.97	28.60s	29.42s

Finish Position and metres gained

First Arrow shows distance gain/loss from 2nd Qtr to 3rd Qtr, Second Arrow shows distance gain/loss from 3rd Qtr to Finish
Blue arrow indicates best gain in these quarters.



800

Visual positions in race at 2nd Quarter



400

Visual positions in race at 3rd Quarter



Newcastle Race 5 Distance 2030m

Friday, 19 April 2024



Gross Time: 2:28.90 MileRate: 1:58.00 LeadTime: 30.30s First Qtr: 29.90s Second Qtr: 30.60s Third Qtr: 29.00s Fourth Qtr: 29.10s

DATA TABLE: 800 / 400 Posi's are position from leader and (how wide the horse was at that position)

NoHorse	Plc	Mar	800 Posi	400 Posi	Time	3rd Qtr	4th Qt
6 JEFFCOATE	1	0.0m	0.0m (0)	0.0m (0)	2:28.90	29.00s	29.10s
7 BAT MATSON	2	3.4m	17.6m (1)	14.4m (2)	2:29.16	28.77s	28.30s
10 LACHIES IDEAL	3	10.6m	5.0m (1)	3.0m (1)	2:29.71	28.85s	29.65s
2 PENURIOUS	4	18.1m	13.2m (1)	14.0m (1)	2:30.28	29.06s	29.40s
3 CONOR MCGREGOR	5	19.5m	4.0m (0)	4.4m (0)	2:30.39	29.03s	30.19s
8 GLENFRANKIE	6	22.2m	16.4m (0)	16.2m (0)	2:30.59	28.98s	29.53s
1 BIG TIME HUSTLER	7	22.9m	8.0m (0)	10.8m (0)	2:30.65	29.20s	29.98s
4 SKY DIAMOND	8	25.7m	9.2m (1)	10.0m (1)	2:30.86	29.06s	30.24s
5 ROLLING WITH VAL	9	31.4m	22.4m (1)	21.2m (1)	2:31.30	28.91s	29.84s

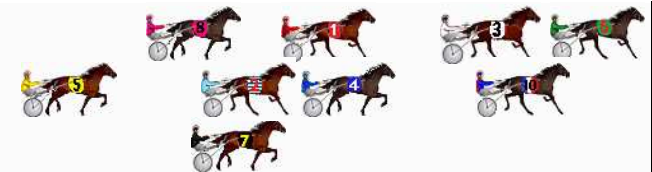
Finish Position and metres gained

First Arrow shows distance gain/loss from 2nd Qtr to 3rd Qtr, Second Arrow shows distance gain/loss from 3rd Qtr to Finish
Blue arrow indicates best gain in these quarters.



800

Visual positions in race at 2nd Quarter



400

Visual positions in race at 3rd Quarter



Newcastle Race 6 Distance 2030m

Friday, 19 April 2024

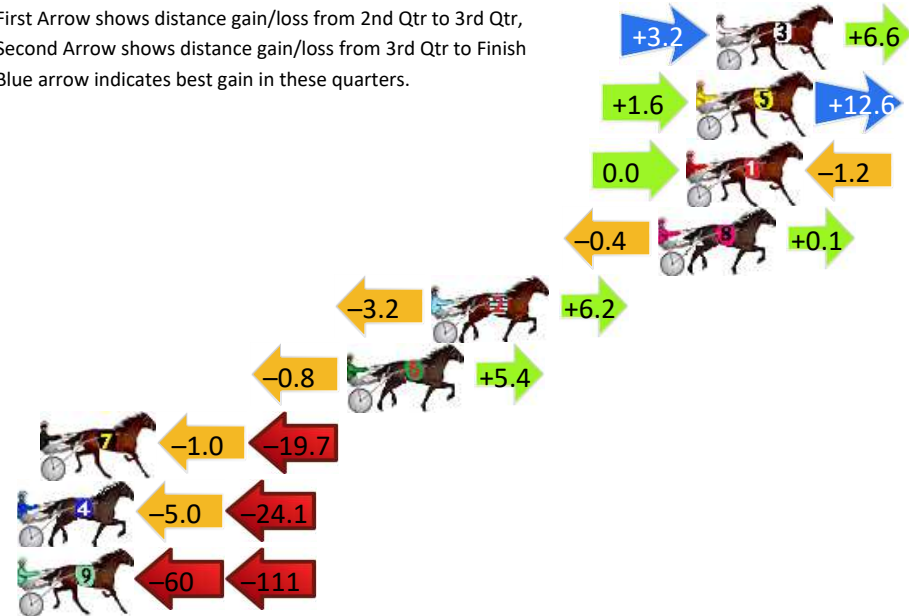
Gross Time: 2:29.00 MileRate: 1:58.20 LeadTime: 29.90s First Qtr: 29.70s Second Qtr: 30.00s Third Qtr: 28.50s Fourth Qtr: 30.90s

DATA TABLE: 800 / 400 Posi's are position from leader and (how wide the horse was at that position)

No	Horse	Plc	Mar	800 Posi	400 Posi	Time	3rd Qtr	4th Qt
3	TEAK	1	0.0m	9.8m (0)	6.6m (1)	2:29.00	28.28s	30.39s
5	KARAOKE KING	2	0.8m	15.0m (1)	13.4m (2)	2:29.06	28.42s	29.93s
1	HALSEY NICOLE	3	1.2m	0.0m (0)	0.0m (0)	2:29.10	28.50s	30.99s
8	CAPTAIN DORIAN	4	2.3m	2.0m (1)	2.4m (1)	2:29.19	28.53s	30.89s
2	COLERNE	5	11.4m	14.4m (0)	17.6m (0)	2:29.92	28.75s	30.42s
6	FEELING LUCKY	6	14.8m	19.4m (1)	20.2m (1)	2:30.20	28.58s	30.49s
7	DAGGY LAMB	7	27.1m	6.4m (1)	7.4m (0)	2:31.19	28.52s	32.41s
4	SECRET WISH	8	39.9m	10.8m (1)	15.8m (1)	2:32.22	28.80s	32.75s
9	MACS TOMADO	9	175.2m	5.8m (0)	65.0m (0)	2:43.16	32.54s	39.37s

Finish Position and metres gained

First Arrow shows distance gain/loss from 2nd Qtr to 3rd Qtr, Second Arrow shows distance gain/loss from 3rd Qtr to Finish
Blue arrow indicates best gain in these quarters.



800

Visual positions in race at 2nd Quarter



400

Visual positions in race at 3rd Quarter



Newcastle Race 7 Distance 2030m

Friday, 19 April 2024



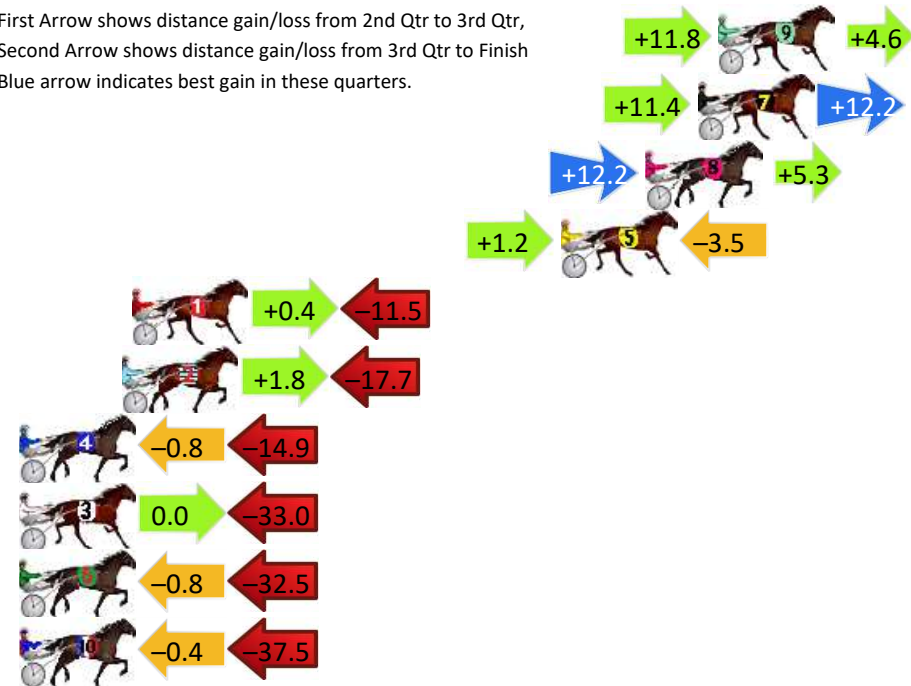
Gross Time: 2:30.10 MileRate: 1:59.00 LeadTime: 29.70s First Qtr: 29.50s Second Qtr: 31.40s Third Qtr: 29.90s Fourth Qtr: 29.60s

DATA TABLE: 800 / 400 Posi's are position from leader and (how wide the horse was at that position)

No	Horse	Plc	Mar	800 Posi	400 Posi	Time	3rd Qtr	4th Qt
9	EYE CAN TRY	1	0.0m	16.4m (1)	4.6m (2)	2:30.10	29.03s	29.26s
7	SPUNKYS GOTSECRETS	2	0.8m	24.4m (1)	13.0m (2)	2:30.16	29.05s	28.70s
8	JACQUELINE ROSE	3	2.9m	20.4m (1)	8.2m (3)	2:30.33	29.00s	29.21s
5	BOB SLOY	4	6.3m	4.0m (0)	2.8m (1)	2:30.59	29.81s	29.86s
1	SUMMER ROCKSTAR	5	23.5m	12.4m (0)	12.0m (0)	2:31.92	29.87s	30.45s
2	WHITE STAR MOLLY	6	23.9m	8.0m (0)	6.2m (0)	2:31.95	29.77s	30.90s
4	WALLAROY BOY	7	32.3m	16.6m (0)	17.4m (1)	2:32.61	29.96s	30.70s
3	FLYING SHARD	8	33.0m	0.0m (0)	0.0m (0)	2:32.66	29.91s	32.03s
6	MAKO MONDO	9	45.5m	12.2m (1)	13.0m (1)	2:33.63	29.97s	31.99s
10	MISS OUT	10	46.3m	8.4m (1)	8.8m (1)	2:33.69	29.94s	32.36s

Finish Position and metres gained

First Arrow shows distance gain/loss from 2nd Qtr to 3rd Qtr, Second Arrow shows distance gain/loss from 3rd Qtr to Finish Blue arrow indicates best gain in these quarters.



Newcastle Race 8 Distance 1609m

Friday, 19 April 2024

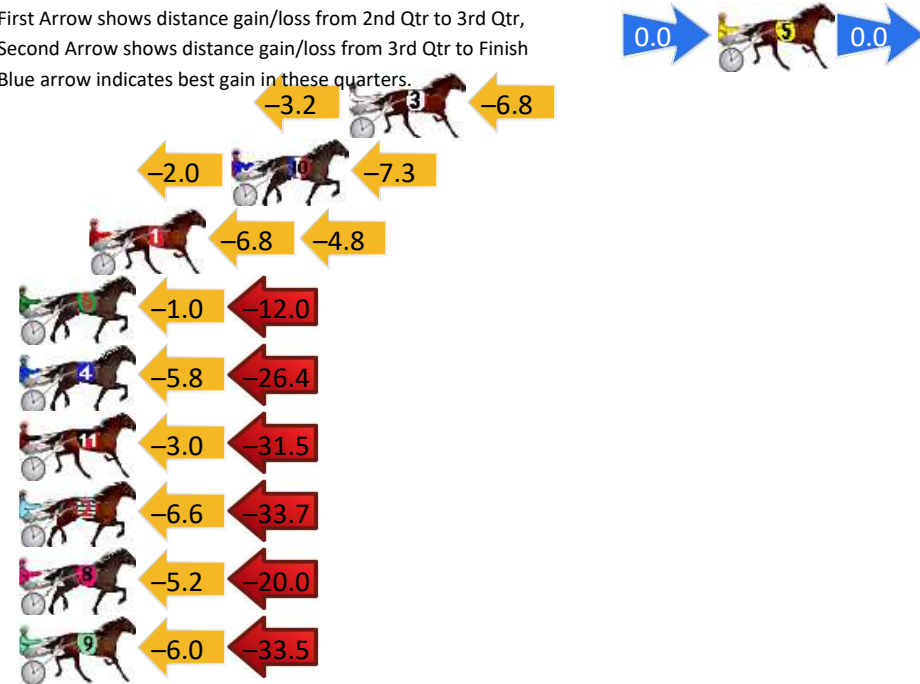
Gross Time: 1:57.20 MileRate: 1:57.20 LeadTime: 0.00s First Qtr: 29.20s Second Qtr: 30.50s Third Qtr: 28.00s Fourth Qtr: 29.50s

DATA TABLE: 800 / 400 Posi's are position from leader and (how wide the horse was at that position)

No	Horse	Plc	Mar	800 Posi	400 Posi	Time	3rd Qtr	4th Qt
5	PETES CRUNCH TIME	1	0.0m	0.0m (0)	0.0m (0)	1:57.20	28.00s	29.50s
3	WALTER WARLOCK	2	14.8m	4.8m (0)	8.0m (0)	1:58.34	28.22s	30.00s
10	TIGER EUPHEME	3	19.5m	10.2m (1)	12.2m (2)	1:58.71	28.13s	30.04s
1	LOOKIN GOOD MARGIE	4	25.2m	13.6m (0)	20.4m (0)	1:59.15	28.48s	29.85s
6	HOWITIS	5	33.6m	20.6m (1)	21.6m (1)	1:59.80	28.05s	30.38s
4	POINT LOOKOUT	6	37.4m	5.2m (1)	11.0m (1)	2:00.09	28.37s	31.44s
11	MONDOS REASON	7	49.1m	14.6m (1)	17.6m (1)	2:01.00	28.16s	31.81s
2	TRUNKY TATTERS	8	49.7m	9.4m (0)	16.0m (0)	2:01.04	28.41s	31.97s
8	FEISTY TIGER	9	50.2m	25.0m (0)	30.2m (0)	2:01.08	28.33s	30.97s
9	DELIANUOVA	10	58.7m	19.2m (0)	25.2m (0)	2:01.74	28.37s	31.96s

Finish Position and metres gained

First Arrow shows distance gain/loss from 2nd Qtr to 3rd Qtr, Second Arrow shows distance gain/loss from 3rd Qtr to Finish
Blue arrow indicates best gain in these quarters.



800

Visual positions in race at 2nd Quarter



400

Visual positions in race at 3rd Quarter



Newcastle Race 9 Distance 1609m

Friday, 19 April 2024

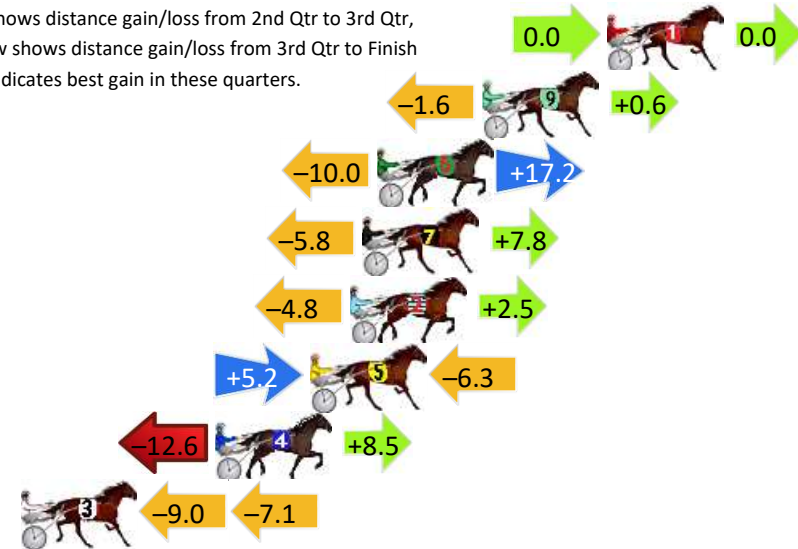
Gross Time: 2:01.90 MileRate: 2:01.90 LeadTime: 0.00s First Qtr: 30.60s Second Qtr: 33.10s Third Qtr: 28.10s Fourth Qtr: 30.10s

DATA TABLE: 800 / 400 Posi's are position from leader and (how wide the horse was at that position)

No	Horse	Plc	Mar	800 Posi	400 Posi	Time	3rd Qtr	4th Qt
1	IM NO GIFT	1	0.0m	0.0m (0)	0.0m (0)	2:01.90	28.10s	30.10s
9	LUVABEERWITHJOHNNY	2	5.0m	4.0m (0)	5.6m (0)	2:02.29	28.22s	30.06s
6	MYSTICAL SUNSHINE	3	9.2m	16.4m (0)	26.4m (1)	2:02.63	28.87s	28.81s
7	SCHEFFLER	4	9.8m	11.8m (1)	17.6m (0)	2:02.67	28.54s	29.52s
2	PINKROMAR	5	10.3m	8.0m (0)	12.8m (0)	2:02.71	28.45s	29.91s
5	SQUADRON	6	11.9m	10.8m (2)	5.6m (1)	2:02.84	27.71s	30.57s
4	DRIVING MISS MOLLY	7	15.7m	11.6m (0)	24.2m (0)	2:03.14	29.03s	29.46s
3	SEACRAFT	8	23.5m	7.4m (1)	16.4m (1)	2:03.75	28.73s	30.63s

Finish Position and metres gained

First Arrow shows distance gain/loss from 2nd Qtr to 3rd Qtr, Second Arrow shows distance gain/loss from 3rd Qtr to Finish
Blue arrow indicates best gain in these quarters.



800

Visual positions in race at 2nd Quarter



400

Visual positions in race at 3rd Quarter

