

# Bathurst Race 1 Distance 1730m

Wednesday, 24 April 2024


Gross Time: 2:07.50 MileRate: 1:58.60 LeadTime: 8.10s First Qtr: 30.30s Second Qtr: 30.90s Third Qtr: 29.00s Fourth Qtr: 29.20s

DATA TABLE: 800 / 400 Posi's are position from leader and (how wide the horse was at that position)

No	Horse	Plc	Mar	800 Posi	400 Posi	Time	3rd Qtr	4th Qt
2	BLAZIN CHIMES	1	0.0m	0.0m (0)	0.0m (0)	2:07.50	29.00s	29.20s
9	MILLWOOD GRACE	2	2.9m	4.4m (0)	4.2m (0)	2:07.72	28.98s	29.12s
3	ALWAYSATTHEBEACH	3	3.6m	7.6m (1)	2.8m (2)	2:07.78	28.65s	29.28s
10	TULHURST SMOOCHER	4	7.0m	8.6m (0)	7.8m (0)	2:08.04	28.94s	29.18s
8	LAYLA SHANNON	5	7.6m	16.0m (1)	11.6m (2)	2:08.08	28.69s	28.94s
7	ROSIE ROMANCE	6	14.0m	13.3m (0)	11.6m (0)	2:08.57	28.88s	29.43s
5	ALTRUISTIC FRAN	7	16.1m	11.8m (1)	7.8m (2)	2:08.73	28.71s	29.87s
4	LILYS REASON	8	17.2m	28.9m (0)	22.1m (0)	2:08.82	28.52s	28.92s
6	TREACHEROUS GABBY	9	33.3m	3.2m (1)	4.7m (1)	2:10.05	29.11s	31.41s


## Finish Position and metres gained

First Arrow shows distance gain/loss from 2nd Qtr to 3rd Qtr, Second Arrow shows distance gain/loss from 3rd Qtr to Finish  
Blue arrow indicates best gain in these quarters.



800

Visual positions in race at 2nd Quarter



400

Visual positions in race at 3rd Quarter



Powered by **PJ Harness Analyser**

Sectional Analysis Software  
Not just form | Free Trial



RISE Digital, Harness Racing Australia nor the provider accepts any responsibility for the completeness or accuracy of any of the information contained herein, and makes no representations about its suitability for any particular purpose. Users should make their own judgements about those matters and/or seek independent advice. You assume all risks associated with use of data provided on this page

[www.facebook.com/PJHarnessRacing](http://www.facebook.com/PJHarnessRacing)

# Bathurst Race 2 Distance 1730m

Wednesday, 24 April 2024


Gross Time: 2:07.70 MileRate: 1:58.80 LeadTime: 8.40s First Qtr: 31.30s Second Qtr: 30.50s Third Qtr: 28.70s Fourth Qtr: 28.80s

DATA TABLE: 800 / 400 Posi's are position from leader and (how wide the horse was at that position)

No	Horse	Plc	Mar	800 Posi	400 Posi	Time	3rd Qtr	4th Qt
5	TAKE OUT	1	0.0m	0.0m (0)	0.0m (0)	2:07.70	28.70s	28.80s
4	HOOKED ON WINNING	2	5.8m	11.1m (1)	10.6m (2)	2:08.14	28.67s	28.48s
6	FIFTY THREE STARS	3	7.4m	15.6m (1)	14.3m (1)	2:08.26	28.61s	28.34s
9	BETTING STAR	4	7.7m	8.4m (0)	7.8m (0)	2:08.28	28.66s	28.82s
3	THE HANDSOME ONE	5	10.4m	2.7m (1)	2.5m (1)	2:08.49	28.69s	29.41s
8	JOES REDEMPTION	6	14.1m	12.3m (0)	11.8m (0)	2:08.77	28.66s	29.03s
2	LUCKY ZARA	7	14.9m	4.5m (0)	3.9m (0)	2:08.83	28.66s	29.65s
10	HURRIKANE DUDE	8	16.9m	6.6m (1)	6.2m (2)	2:08.98	28.67s	29.64s
7	LIMBO LENNY	9	26.4m	16.5m (0)	16.2m (0)	2:09.70	28.68s	29.64s

## Finish Position and metres gained

First Arrow shows distance gain/loss from 2nd Qtr to 3rd Qtr, Second Arrow shows distance gain/loss from 3rd Qtr to Finish  
Blue arrow indicates best gain in these quarters.



800

Visual positions in race at 2nd Quarter



400

Visual positions in race at 3rd Quarter



# Bathurst Race 3 Distance 1730m

Wednesday, 24 April 2024



Gross Time: 2:07.80 MileRate: 1:58.90 LeadTime: 8.10s First Qtr: 28.70s Second Qtr: 31.50s Third Qtr: 29.80s Fourth Qtr: 29.70s

DATA TABLE: 800 / 400 Posi's are position from leader and (how wide the horse was at that position)

No	Horse	Plc	Mar	800 Posi	400 Posi	Time	3rd Qtr	4th Qt
7	UNREAL FEELING	1	0.0m	5.8m (1)	5.7m (1)	2:07.80	29.79s	29.28s
9	DONT TELL PHYLLIS	2	0.1m	4.3m (0)	4.3m (0)	2:07.81	29.80s	29.39s
5	HALL MOST AN ANGEL	3	1.7m	13.5m (0)	13.8m (1)	2:07.93	29.82s	28.81s
10	THE DANCER	4	4.2m	9.2m (0)	8.9m (0)	2:08.13	29.78s	29.37s
1	UNCLE CRAIGO	5	5.7m	0.0m (0)	0.0m (0)	2:08.24	29.80s	30.14s
2	NIKALONG MINT	6	6.7m	10.7m (1)	9.5m (1)	2:08.32	29.71s	29.52s
8	WARRAWEE FLYER	7	19.4m	37.3m (0)	17.6m (1)	2:09.31	28.34s	29.91s
3	ORANGE FEVER	8	20.9m	32.4m (0)	18.9m (0)	2:09.43	28.80s	29.93s
6	MAGIC TULHURST	9	20.9m	1.5m (1)	1.6m (1)	2:09.43	29.81s	31.21s
4	TULHURST PEBBLES	10	22.4m	15.0m (1)	10.8m (2)	2:09.54	29.49s	30.64s

## Finish Position and metres gained

First Arrow shows distance gain/loss from 2nd Qtr to 3rd Qtr, Second Arrow shows distance gain/loss from 3rd Qtr to Finish  
Blue arrow indicates best gain in these quarters.



# Bathurst Race 4 Distance 1730m

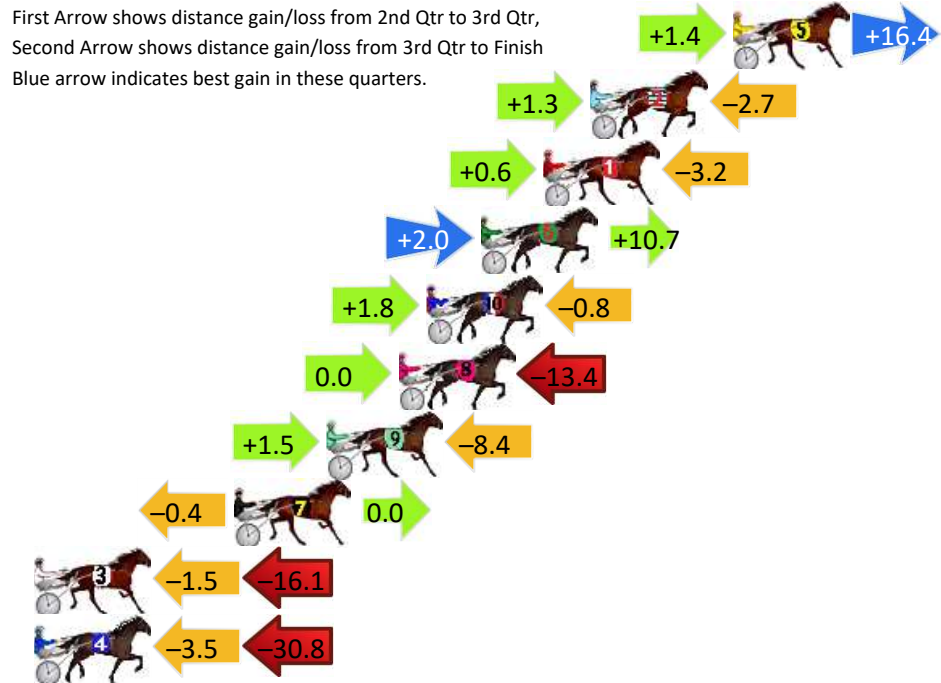
Wednesday, 24 April 2024

Gross Time: 2:04.70 MileRate: 1:56.00 LeadTime: 8.60s First Qtr: 27.50s Second Qtr: 29.70s Third Qtr: 29.00s Fourth Qtr: 29.90s

DATA TABLE: 800 / 400 Posi's are position from leader and (how wide the horse was at that position)


No	Horse	Plc	Mar	800 Posi	400 Posi	Time	3rd Qtr	4th Qt
5	ALWAYSBMYPONY	1	0.0m	17.8m (0)	16.4m (0)	2:04.70	28.92s	28.70s
2	HUNTER SHANNON	2	5.7m	4.3m (1)	3.0m (1)	2:05.15	28.91s	30.13s
1	TAPAGANOOSH	3	7.6m	5.0m (0)	4.4m (0)	2:05.30	28.96s	30.18s
6	MCLEAN	4	10.1m	22.8m (0)	20.8m (0)	2:05.49	28.88s	29.17s
10	CARBAGANOOSH	5	12.3m	13.3m (0)	11.5m (0)	2:05.66	28.88s	30.02s
8	WATCHMEDAZZLE	6	13.4m	0.0m (0)	0.0m (0)	2:05.75	29.00s	30.95s
9	YES YOU MAY	7	16.3m	9.4m (0)	7.9m (1)	2:05.98	28.90s	30.60s
7	SONGBIRD	8	20.0m	19.6m (1)	20.0m (3)	2:06.27	29.05s	30.01s
3	JOHNNYS BLUE	9	32.5m	14.9m (1)	16.4m (2)	2:07.25	29.13s	31.25s
4	MAMMALS HEART	10	43.6m	9.3m (1)	12.8m (1)	2:08.12	29.27s	32.38s

## Finish Position and metres gained



800

Visual positions in race at 2nd Quarter



400

Visual positions in race at 3rd Quarter



# Bathurst Race 5 Distance 1730m

Wednesday, 24 April 2024




Gross Time: 2:05.40 MileRate: 1:56.60 LeadTime: 8.40s First Qtr: 28.20s Second Qtr: 30.80s Third Qtr: 28.90s Fourth Qtr: 29.10s

DATA TABLE: 800 / 400 Posi's are position from leader and (how wide the horse was at that position)

No	Horse	Plc	Mar	800 Posi	400 Posi	Time	3rd Qtr	4th Qt
9	LETTYS REASON	1	0.0m	8.9m (0)	8.3m (0)	2:05.40	28.86s	28.50s
5	GIRLS ARE BEST	2	4.0m	0.0m (0)	0.0m (0)	2:05.71	28.90s	29.41s
4	NOR WESTA	3	6.1m	4.5m (0)	4.2m (0)	2:05.87	28.88s	29.27s
3	PACING HOPE	4	6.2m	13.8m (1)	16.1m (2)	2:05.87	29.07s	28.41s
7	VAMOS	5	10.2m	17.7m (1)	18.9m (0)	2:06.18	28.99s	28.52s
8	KOWHAI BLAZE	6	11.6m	12.8m (0)	13.0m (0)	2:06.29	28.92s	29.05s
6	SABELLA SHANNON	7	13.0m	3.2m (1)	2.5m (1)	2:06.39	28.85s	29.91s
2	A DUSTY DANCE	8	43.9m	8.2m (1)	13.0m (1)	2:08.75	29.25s	31.51s
10	OURSWEETPOG	9	87.9m	50.7m (0)	57.7m (0)	2:12.11	29.42s	31.65s
1	SHANNONSIDEAL	10	111.4m	64.6m (0)	73.0m (0)	2:13.90	29.52s	32.34s

## Finish Position and metres gained

First Arrow shows distance gain/loss from 2nd Qtr to 3rd Qtr, Second Arrow shows distance gain/loss from 3rd Qtr to Finish  
Blue arrow indicates best gain in these quarters.



# Bathurst Race 6 Distance 1730m

Wednesday, 24 April 2024


Gross Time: 2:05.10 MileRate: 1:56.40 LeadTime: 8.20s First Qtr: 29.90s Second Qtr: 29.60s Third Qtr: 29.00s Fourth Qtr: 28.40s

DATA TABLE: 800 / 400 Posi's are position from leader and (how wide the horse was at that position)

No	Horse	Plc	Mar	800 Posi	400 Posi	Time	3rd Qtr	4th Qt
9	BOULEVARDOFDREAMS	1	0.0m	0.0m (0)	0.0m (0)	2:05.10	29.00s	28.40s
6	DREAM MELODY	2	34.1m	4.4m (0)	9.5m (0)	2:07.64	29.36s	30.26s
7	MISS MIKI MAY	3	39.7m	2.6m (1)	8.7m (1)	2:08.06	29.43s	30.74s
5	CELEBRITY CRUISE	4	59.5m	7.1m (1)	13.7m (1)	2:09.54	29.47s	31.86s
2	SOUTHERN SCARLET	5	62.6m	13.3m (0)	24.1m (0)	2:09.77	29.76s	31.35s
8	YA RACIN ARLO	6	64.0m	17.2m (0)	26.1m (1)	2:09.87	29.62s	31.31s
3	AUNTY JAMIE	7	68.8m	8.6m (0)	17.4m (0)	2:10.23	29.62s	32.29s
4	FOGWATCH	8	78.5m	13.2m (1)	22.2m (1)	2:10.96	29.63s	32.68s

## Finish Position and metres gained

First Arrow shows distance gain/loss from 2nd Qtr to 3rd Qtr, Second Arrow shows distance gain/loss from 3rd Qtr to Finish. Blue arrow indicates best gain in these quarters.



800

Visual positions in race at 2nd Quarter



400

Visual positions in race at 3rd Quarter



# Bathurst Race 7 Distance 1730m




Wednesday, 24 April 2024

Gross Time: 2:07.60 MileRate: 1:58.70 LeadTime: 8.10s First Qtr: 29.50s Second Qtr: 30.50s Third Qtr: 29.30s Fourth Qtr: 30.20s

DATA TABLE: 800 / 400 Posi's are position from leader and (how wide the horse was at that position)

No	Horse	Plc	Mar	800 Posi	400 Posi	Time	3rd Qtr	4th Qt
6	BILL SHANNON	1	0.0m	0.0m (0)	0.0m (0)	2:07.60	29.30s	30.20s
8	RIVERINA FLASH	2	6.4m	11.1m (1)	13.5m (1)	2:08.11	29.49s	29.71s
4	MACS A DUDE	3	10.2m	15.8m (1)	18.1m (1)	2:08.41	29.49s	29.67s
5	CHILLAX	4	15.5m	4.4m (0)	4.3m (0)	2:08.83	29.30s	31.11s
9	THE RINGMASTER	5	16.0m	18.4m (0)	22.5m (1)	2:08.87	29.62s	29.81s
10	MASAKE	6	19.2m	7.0m (1)	9.5m (1)	2:09.12	29.49s	31.02s
7	JOSEY MINT	7	23.7m	26.9m (0)	27.9m (1)	2:09.47	29.40s	30.01s
2	FEELGOOD EXPRESS	8	25.6m	9.1m (0)	14.1m (0)	2:09.62	29.68s	31.18s
3	SIR JUJON	9	36.6m	2.6m (1)	9.2m (0)	2:10.49	29.79s	32.41s
1	DYNAMITE DEE	10	91.7m	13.5m (0)	26.5m (0)	2:14.85	30.28s	35.49s

## Finish Position and metres gained



# Bathurst Race 8 Distance 2260m


Wednesday, 24 April 2024

Gross Time: 2:56.90 MileRate: 2:06.00 LeadTime: 51.90s First Qtr: 33.90s Second Qtr: 31.70s Third Qtr: 29.40s Fourth Qtr: 30.00s

DATA TABLE: 800 / 400 Posi's are position from leader and (how wide the horse was at that position)

No	Horse	Plc	Mar	800 Posi	400 Posi	Time	3rd Qtr	4th Qt
7	NEVERTOOLATE	1	0.0m	15.2m (1)	13.8m (2)	2:56.90	29.31s	28.98s
6	TULHURST JANET	2	5.6m	1.0m (1)	0.0m (1)	2:57.34	29.33s	30.44s
1	BRIDGE ON FIRE	3	8.2m	0.0m (0)	0.0m (0)	2:57.54	29.40s	30.64s
5	MONSTER MINT	4	11.0m	10.3m (1)	9.5m (2)	2:57.76	29.35s	30.16s
8	BARBARADAWN SHANNON	5	13.5m	13.4m (0)	14.1m (1)	2:57.96	29.46s	30.02s
4	LETSTACOBOUTIT	6	20.1m	9.0m (0)	10.6m (0)	2:58.48	29.52s	30.80s
2	ABERCROMBIE LIMBO	7	20.3m	4.4m (0)	6.2m (0)	2:58.50	29.54s	31.14s
3	IRK MCGLURK	8	65.1m	5.1m (1)	7.1m (1)	3:02.02	29.55s	34.60s

## Finish Position and metres gained



800

Visual positions in race at 2nd Quarter



400

Visual positions in race at 3rd Quarter

