

Penrith Race 1 Distance 1720m

Thursday, 17 April 2025

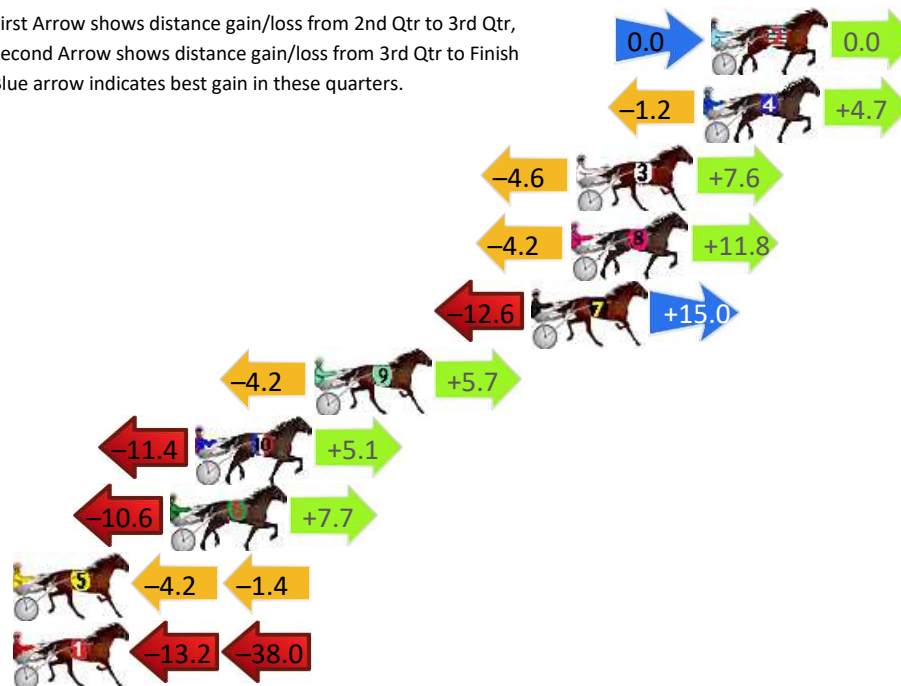
Gross Time: 2:04.30 MileRate: 1:56.30 LeadTime: 7.60s First Qtr: 30.60s Second Qtr: 29.80s Third Qtr: 27.50s Fourth Qtr: 28.80s

DATA TABLE: 800 / 400 Posi's are position from leader and (how wide the horse was at that position)

No	Horse	Plc	Mar	800 Posi	400 Posi	Time	3rd Qtr	4th Qt
2	Some Chevron	1	0.0m	0.0m (0)	0.0m (0)	2:04.30	27.50s	28.80s
4	Bolero	2	0.3m	3.8m (1)	5.0m (0)	2:04.32	27.59s	28.46s
3	Yesnomaybeso	3	5.4m	8.4m (1)	13.0m (1)	2:04.71	27.83s	28.26s
8	Ripstone Snorter	4	5.6m	13.2m (1)	17.4m (1)	2:04.72	27.81s	27.96s
7	Boyzhavtime	5	7.2m	9.6m (0)	22.2m (0)	2:04.84	28.41s	27.73s
9	Goodtime Bravo	6	15.9m	17.4m (1)	21.6m (1)	2:05.50	27.80s	28.39s
10	Desiderio	7	20.7m	14.4m (0)	25.8m (1)	2:05.86	28.31s	28.43s
6	Polka Delight	8	21.7m	18.8m (0)	29.4m (0)	2:05.94	28.25s	28.25s
5	Bobby Waterhouse	9	29.0m	23.4m (1)	27.6m (2)	2:06.49	27.79s	28.90s
1	Tigernator	10	55.8m	4.6m (0)	17.8m (0)	2:08.52	28.36s	31.52s

Finish Position and metres gained

First Arrow shows distance gain/loss from 2nd Qtr to 3rd Qtr,
Second Arrow shows distance gain/loss from 3rd Qtr to Finish
Blue arrow indicates best gain in these quarters.



800

Visual positions in race at 2nd Quarter



400

Visual positions in race at 3rd Quarter



Powered by



Harness Analyser

Sectional Analysis Software

Not just form | Free Trial

www.facebook.com/PJHarnessRacing



RISE Digital, Harness Racing Australia nor the provider accepts any responsibility for the completeness or accuracy of any of the information contained herein, and makes no representations about its suitability for any particular purpose. Users should make their own judgements about those matters and/or seek independent advice. You assume all risks associated with use of data provided on this page

Penrith Race 2 Distance 1720m

Thursday, 17 April 2025


Gross Time: 2:04.40 MileRate: 1:56.40 LeadTime: 7.70s First Qtr: 30.20s Second Qtr: 29.10s Third Qtr: 28.00s Fourth Qtr: 29.40s

DATA TABLE: 800 / 400 Posi's are position from leader and (how wide the horse was at that position)

NoHorse	Plc	Mar	800 Posi	400 Posi	Time	3rd Qtr	4th Qt
1 Honolulu Princess	1	0.0m	0.6m (0)	0.0m (0)	2:04.40	27.96s	29.40s
5 Harleequin	2	0.4m	5.0m (1)	5.6m (2)	2:04.43	28.05s	29.02s
7 Charlies Ace	3	4.0m	4.6m (0)	4.4m (0)	2:04.71	27.99s	29.37s
6 Cyclone Bella	4	4.7m	22.4m (1)	18.4m (1)	2:04.76	27.74s	28.40s
8 Kates Virtue	5	10.6m	9.0m (0)	9.0m (1)	2:05.22	28.00s	29.52s
9 Eyeknow	6	14.2m	0.0m (1)	2.6m (1)	2:05.49	28.17s	30.25s
4 Crusader Miss	7	15.9m	9.2m (1)	10.4m (2)	2:05.63	28.08s	29.80s
2 Dynamites Best	8	16.5m	17.8m (2)	18.8m (2)	2:05.67	28.08s	29.23s
10 Rockin Gemma	9	17.5m	13.8m (0)	14.2m (0)	2:05.75	28.02s	29.64s
3 Skye Mary Mac	10	21.6m	13.8m (1)	14.6m (2)	2:06.07	28.04s	29.91s

Finish Position and metres gained

First Arrow shows distance gain/loss from 2nd Qtr to 3rd Qtr,
Second Arrow shows distance gain/loss from 3rd Qtr to Finish
Blue arrow indicates best gain in these quarters.



Visual positions in race at 2nd Quarter

800



Visual positions in race at 3rd Quarter

400



Powered by



Harness Analyser

Sectional Analysis Software

Not just form | Free Trial

www.facebook.com/PJHarnessRacing



RISE Digital, Harness Racing Australia nor the provider accepts any responsibility for the completeness or accuracy of any of the information contained herein, and makes no representations about its suitability for any particular purpose. Users should make their own judgements about those matters and/or seek independent advice. You assume all risks associated with use of data provided on this page

Penrith Race 3 Distance 2125m

Thursday, 17 April 2025

Gross Time: 2:35.20

MileRate: 1:57.60

LeadTime: 36.90s

First Qtr: 30.40s

Second Qtr: 30.70s

Third Qtr: 29.00s

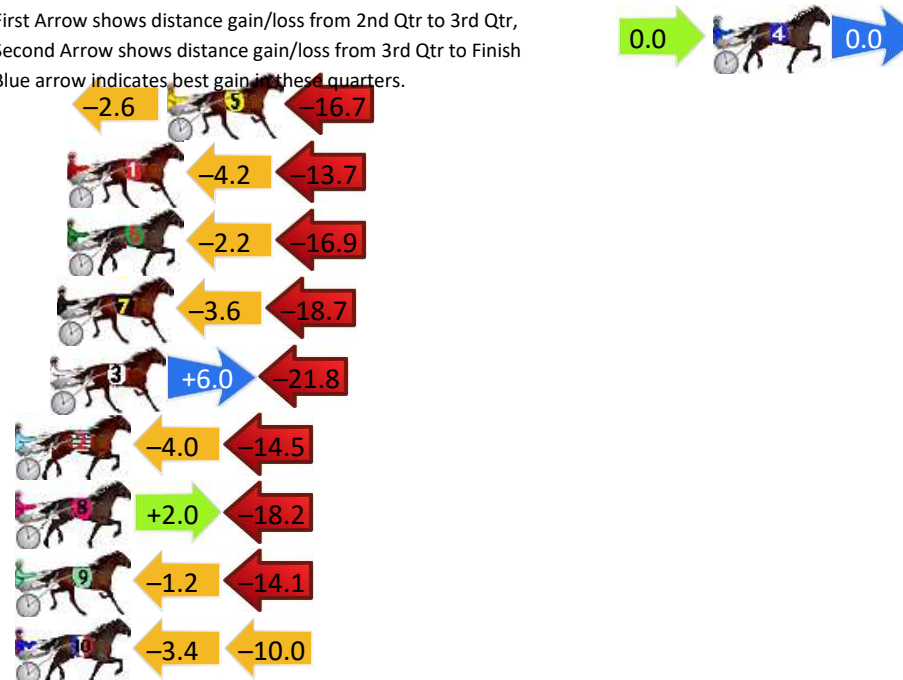
Fourth Qtr: 28.20s

DATA TABLE: 800 / 400 Posi's are position from leader and (how wide the horse was at that position)

No	Horse	Plc	Mar	800 Posi	400 Posi	Time	3rd Qtr	4th Qt
4	Set Up	1	0.0m	0.0m (0)	0.0m (0)	2:35.20	29.00s	28.20s
5	Hot Cruise Control	2	21.9m	2.6m (1)	5.2m (1)	2:36.82	29.20s	29.37s
1	Tenacious D	3	25.9m	8.0m (0)	12.2m (1)	2:37.12	29.31s	29.16s
6	Ima Queen Bee	4	25.9m	6.8m (1)	9.0m (2)	2:37.12	29.17s	29.38s
7	Luke John	5	26.3m	4.0m (0)	7.6m (0)	2:37.15	29.27s	29.51s
3	American Werewolf	6	26.6m	10.8m (1)	4.8m (2)	2:37.17	28.60s	29.73s
2	Royal Vincent	7	30.7m	12.2m (0)	16.2m (1)	2:37.48	29.30s	29.22s
8	Shades Of Heaven	8	31.4m	15.2m (1)	13.2m (2)	2:37.53	28.88s	29.48s
9	Madazalways	9	31.5m	16.2m (0)	17.4m (2)	2:37.53	29.10s	29.19s
10	Timely Sovereign	10	33.6m	20.2m (0)	23.6m (0)	2:37.69	29.25s	28.90s

Finish Position and metres gained

First Arrow shows distance gain/loss from 2nd Qtr to 3rd Qtr,
Second Arrow shows distance gain/loss from 3rd Qtr to Finish
Blue arrow indicates best gain in these quarters.



Visual positions in race at 2nd Quarter

800



Visual positions in race at 3rd Quarter

400



Powered by



Harness Analyser

Sectional Analysis Software

Not just form | Free Trial

www.facebook.com/PJHarnessRacing



RISE Digital, Harness Racing Australia nor the provider accepts any responsibility for the completeness or accuracy of any of the information contained herein, and makes no representations about its suitability for any particular purpose. Users should make their own judgements about those matters and/or seek independent advice. You assume all risks associated with use of data provided on this page

Penrith Race 4 Distance 1720m

Thursday, 17 April 2025


Gross Time: 2:06.00 MileRate: 1:57.90 LeadTime: 7.20s First Qtr: 30.70s Second Qtr: 31.20s Third Qtr: 27.90s Fourth Qtr: 29.00s

DATA TABLE: 800 / 400 Posi's are position from leader and (how wide the horse was at that position)

NoHorse	Plc	Mar	800 Posi	400 Posi	Time	3rd Qtr	4th Qt
1 Tomahawk Bart	1	0.0m	0.0m (0)	0.0m (0)	2:06.00	27.90s	29.00s
6 Swedish Meatballs	2	1.3m	4.4m (0)	4.8m (0)	2:06.10	27.93s	28.75s
3 Turbo Tommy	3	2.3m	8.0m (1)	9.6m (2)	2:06.18	28.02s	28.47s
8 Power Up	4	4.9m	0.0m (1)	1.6m (1)	2:06.37	28.01s	29.24s
7 Sara Ta Sloy	5	7.8m	9.0m (0)	9.0m (0)	2:06.59	27.90s	28.91s
2 Romanee	6	7.8m	14.2m (0)	14.6m (0)	2:06.59	27.94s	28.51s
9 Ourtreacherous Reign	7	8.3m	12.2m (1)	13.8m (2)	2:06.63	28.02s	28.60s
4 Radiant Amber	8	10.2m	4.0m (1)	6.4m (1)	2:06.78	28.06s	29.27s
10 Prince Of Peace	9	10.5m	17.0m (1)	18.0m (2)	2:06.80	27.98s	28.46s
5 Merrywood Tony	10	14.8m	20.2m (0)	19.2m (0)	2:07.13	27.84s	28.68s

Finish Position and metres gained

First Arrow shows distance gain/loss from 2nd Qtr to 3rd Qtr,
Second Arrow shows distance gain/loss from 3rd Qtr to Finish
Blue arrow indicates best gain in these quarters.



800

Visual positions in race at 2nd Quarter



400

Visual positions in race at 3rd Quarter



Powered by



Harness Analyser

Sectional Analysis Software

Not just form | Free Trial

www.facebook.com/PJHarnessRacing



RISE Digital, Harness Racing Australia nor the provider accepts any responsibility for the completeness or accuracy of any of the information contained herein, and makes no representations about its suitability for any particular purpose. Users should make their own judgements about those matters and/or seek independent advice. You assume all risks associated with use of data provided on this page

Penrith Race 5 Distance 1720m

Thursday, 17 April 2025


Gross Time: 2:02.00 MileRate: 1:54.10 LeadTime: 7.40s First Qtr: 28.60s Second Qtr: 28.50s Third Qtr: 28.60s Fourth Qtr: 28.90s

DATA TABLE: 800 / 400 Posi's are position from leader and (how wide the horse was at that position)

No	Horse	Plc	Mar	800 Posi	400 Posi	Time	3rd Qtr	4th Qt
3	Franco Tyson	1	0.0m	11.2m (1)	10.8m (1)	2:02.00	28.58s	28.12s
6	Double Act	2	0.5m	3.0m (1)	1.4m (1)	2:02.04	28.49s	28.84s
4	Port Au Prince	3	4.8m	7.0m (1)	5.6m (1)	2:02.36	28.50s	28.84s
2	John McLean	4	5.5m	0.0m (0)	0.0m (0)	2:02.42	28.60s	29.30s
1	Constantina	5	9.8m	4.4m (0)	4.4m (0)	2:02.74	28.60s	29.29s
7	Stormtide	6	12.0m	8.8m (0)	9.0m (0)	2:02.91	28.61s	29.12s
10	Rickoshay	7	16.9m	23.2m (1)	19.8m (0)	2:03.28	28.36s	28.69s
5	One For The Rodi	8	18.4m	27.2m (1)	24.0m (0)	2:03.40	28.37s	28.50s
9	Unfazed	9	19.1m	19.2m (1)	18.8m (1)	2:03.45	28.57s	28.92s
8	Caulonia Courage	10	19.3m	15.4m (1)	13.4m (0)	2:03.46	28.45s	29.32s

Finish Position and metres gained

First Arrow shows distance gain/loss from 2nd Qtr to 3rd Qtr, Second Arrow shows distance gain/loss from 3rd Qtr to Finish Blue arrow indicates best gain in these quarters.



800

Visual positions in race at 2nd Quarter



400

Visual positions in race at 3rd Quarter

Penrith Race 6 Distance 2125m

Thursday, 17 April 2025

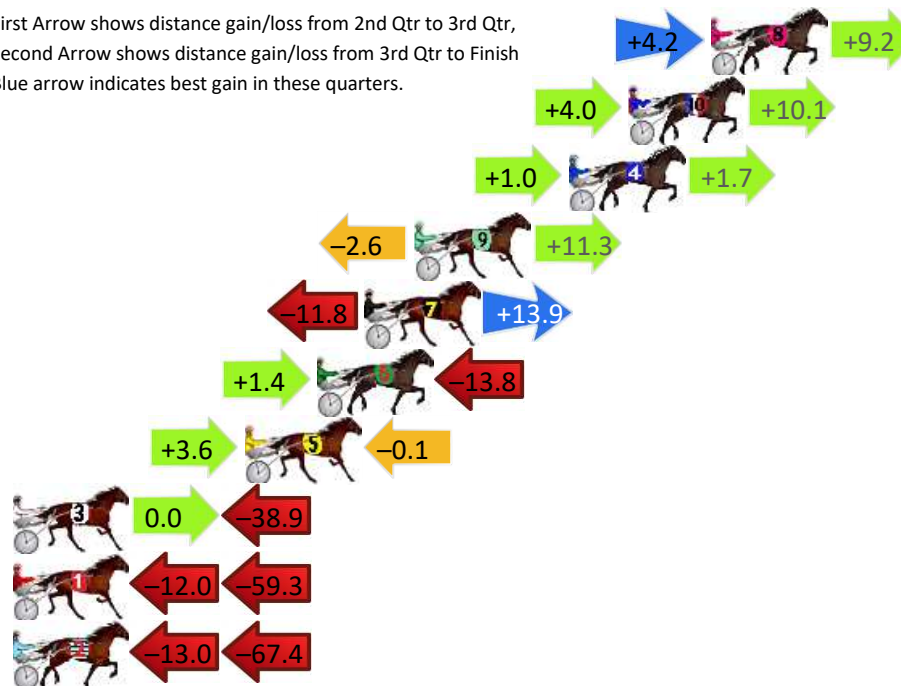
Gross Time: 2:35.90 MileRate: 1:58.00 LeadTime: 36.50s First Qtr: 30.40s Second Qtr: 29.90s Third Qtr: 29.30s Fourth Qtr: 29.80s

DATA TABLE: 800 / 400 Posi's are position from leader and (how wide the horse was at that position)

No	Horse	Plc	Mar	800 Posi	400 Posi	Time	3rd Qtr	4th Qt
8	Stellina	1	0.0m	13.4m (1)	9.2m (2)	2:35.90	29.00s	29.12s
10	Gimme A Reason	2	3.3m	17.4m (1)	13.4m (2)	2:36.16	29.01s	29.05s
4	Mizzz Adele	3	5.7m	8.4m (1)	7.4m (1)	2:36.35	29.23s	29.67s
9	Sparkla	4	11.9m	20.6m (0)	23.2m (1)	2:36.83	29.50s	28.96s
7	Rocksie Rock	5	13.9m	16.0m (0)	27.8m (1)	2:36.99	30.18s	28.77s
6	Spitfire	6	15.8m	3.4m (1)	2.0m (1)	2:37.13	29.19s	30.82s
5	Memphis Fury	7	18.7m	22.2m (1)	18.6m (1)	2:37.36	29.04s	29.81s
3	Sugar Rush	8	38.9m	0.0m (0)	0.0m (0)	2:38.94	29.28s	32.68s
1	Play Southernland	9	83.3m	12.0m (0)	24.0m (0)	2:42.40	30.14s	34.19s
2	She Who Dares	10	86.8m	6.4m (0)	19.4m (0)	2:42.68	30.21s	34.79s

Finish Position and metres gained

First Arrow shows distance gain/loss from 2nd Qtr to 3rd Qtr, Second Arrow shows distance gain/loss from 3rd Qtr to Finish
Blue arrow indicates best gain in these quarters.



800

Visual positions in race at 2nd Quarter



400

Visual positions in race at 3rd Quarter



Powered by



Harness Analyser

Sectional Analysis Software

Not just form | Free Trial

www.facebook.com/PJHarnessRacing



RISE Digital, Harness Racing Australia nor the provider accepts any responsibility for the completeness or accuracy of any of the information contained herein, and makes no representations about its suitability for any particular purpose. Users should make their own judgements about those matters and/or seek independent advice. You assume all risks associated with use of data provided on this page

Penrith Race 7 Distance 1720m

Thursday, 17 April 2025

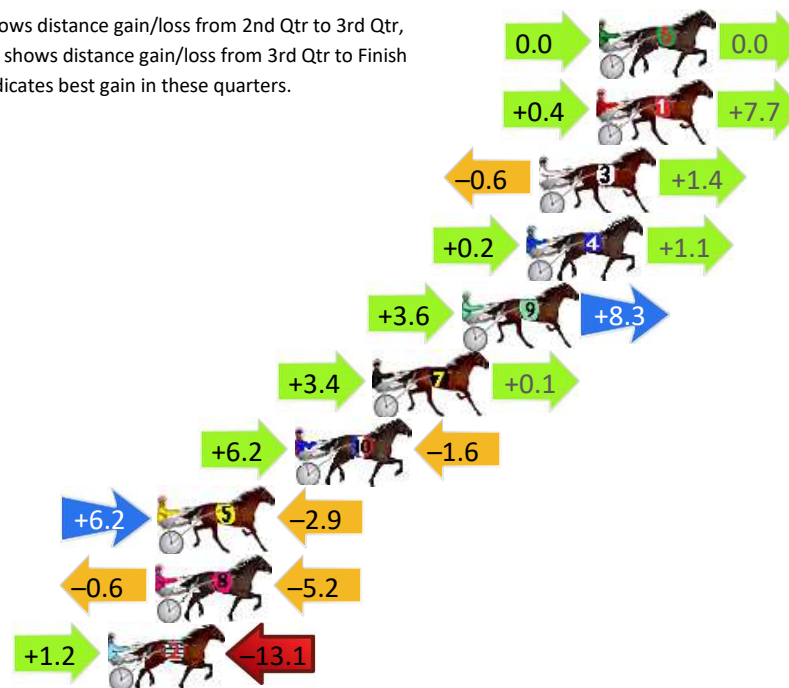
Gross Time: 2:06.50 MileRate: 1:58.40 LeadTime: 7.20s First Qtr: 29.30s Second Qtr: 30.30s Third Qtr: 29.50s Fourth Qtr: 30.20s

DATA TABLE: 800 / 400 Posi's are position from leader and (how wide the horse was at that position)

No	Horse	Plc	Mar	800 Posi	400 Posi	Time	3rd Qtr	4th Qt
6	The County Sheriff	1	0.0m	0.0m (0)	0.0m (0)	2:06.50	29.50s	30.20s
1	Tiger Eupheme	2	0.1m	8.2m (0)	7.8m (1)	2:06.51	29.48s	29.62s
3	Arma The Great	3	2.4m	3.2m (1)	3.8m (1)	2:06.69	29.55s	30.09s
4	Our Ultimate Layla	4	2.9m	4.2m (0)	4.0m (0)	2:06.73	29.49s	30.12s
9	Blisses Best	5	5.5m	17.4m (0)	13.8m (0)	2:06.93	29.24s	29.58s
7	Vespa Stride	6	9.1m	12.6m (0)	9.2m (0)	2:07.22	29.25s	30.19s
10	Chlobro	7	12.2m	16.8m (1)	10.6m (2)	2:07.46	29.04s	30.32s
5	Lookin Good Margie	8	17.7m	21.0m (1)	14.8m (2)	2:07.90	29.04s	30.42s
8	Scandalizing	9	17.8m	12.0m (1)	12.6m (1)	2:07.91	29.54s	30.59s
2	Our Thunder	10	19.7m	7.8m (1)	6.6m (2)	2:08.06	29.40s	31.18s

Finish Position and metres gained

First Arrow shows distance gain/loss from 2nd Qtr to 3rd Qtr, Second Arrow shows distance gain/loss from 3rd Qtr to Finish Blue arrow indicates best gain in these quarters.



800

Visual positions in race at 2nd Quarter



400

Visual positions in race at 3rd Quarter



Powered by



Harness Analyser

Sectional Analysis Software

Not just form | Free Trial

www.facebook.com/PJHarnessRacing



RISE Digital, Harness Racing Australia nor the provider accepts any responsibility for the completeness or accuracy of any of the information contained herein, and makes no representations about its suitability for any particular purpose. Users should make their own judgements about those matters and/or seek independent advice. You assume all risks associated with use of data provided on this page

Penrith Race 8 Distance 1720m

Thursday, 17 April 2025


Gross Time: 2:05.70 MileRate: 1:57.70 LeadTime: 7.50s First Qtr: 29.50s Second Qtr: 30.30s Third Qtr: 28.70s Fourth Qtr: 29.70s

DATA TABLE: 800 / 400 Posi's are position from leader and (how wide the horse was at that position)

No	Horse	Plc	Mar	800 Posi	400 Posi	Time	3rd Qtr	4th Qt
5	Colin Bromac	1	0.0m	4.2m (1)	4.2m (1)	2:05.70	28.71s	29.39s
3	Heavenly Reason	2	1.7m	0.0m (1)	0.0m (0)	2:05.83	28.70s	29.83s
8	Lynnsanity	3	10.0m	13.0m (1)	12.8m (2)	2:06.48	28.69s	29.49s
9	Betting Star	4	13.5m	17.2m (1)	17.4m (2)	2:06.75	28.72s	29.41s
10	Bundle Of Notes	5	14.3m	21.2m (1)	22.0m (2)	2:06.81	28.77s	29.13s
7	Crackabrie	6	15.4m	4.0m (0)	8.6m (0)	2:06.90	29.03s	30.20s
6	Weareallalone	7	22.2m	11.2m (0)	13.2m (0)	2:07.43	28.83s	30.36s
4	Rum Delight	8	27.4m	15.8m (0)	17.2m (1)	2:07.83	28.79s	30.45s
2	Taramin	9	30.5m	8.6m (1)	11.6m (1)	2:08.07	28.89s	31.10s
1	Playful Miss	10	32.3m	0.0m (0)	4.6m (0)	2:08.21	29.00s	31.75s

Finish Position and metres gained

First Arrow shows distance gain/loss from 2nd Qtr to 3rd Qtr,
Second Arrow shows distance gain/loss from 3rd Qtr to Finish
Blue arrow indicates best gain in these quarters.



800

Visual positions in race at 2nd Quarter



400

Visual positions in race at 3rd Quarter



Powered by



Harness Analyser

Sectional Analysis Software

Not just form | Free Trial

www.facebook.com/PJHarnessRacing



RISE Digital, Harness Racing Australia nor the provider accepts any responsibility for the completeness or accuracy of any of the information contained herein, and makes no representations about its suitability for any particular purpose. Users should make their own judgements about those matters and/or seek independent advice. You assume all risks associated with use of data provided on this page