

# Tamworth Race 1 Distance 1980m

Thursday, 17 April 2025

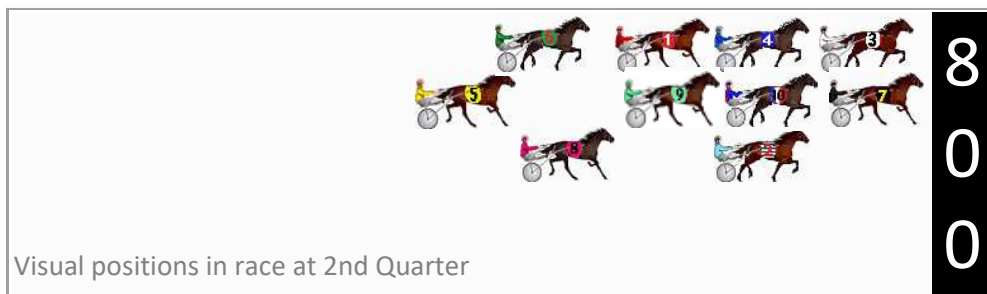

Gross Time: 2:27.50 MileRate: 1:59.90 LeadTime: 27.10s First Qtr: 31.30s Second Qtr: 29.70s Third Qtr: 28.90s Fourth Qtr: 30.50s

DATA TABLE: 800 / 400 Posi's are position from leader and (how wide the horse was at that position)

NoHorse	Plc	Mar	800 Posi	400 Posi	Time	3rd Qtr	4th Qt
7 Seven Rippin Aces	1	0.0m	0.0m (1)	0.0m (1)	2:27.50	28.90s	30.50s
2 Heavenly Song	2	8.4m	4.6m (2)	4.4m (1)	2:28.17	28.88s	30.80s
3 Smolenski	3	17.8m	0.4m (0)	4.4m (0)	2:28.92	29.17s	31.52s
1 Just Tommy	4	18.7m	8.6m (0)	13.6m (0)	2:28.99	29.26s	30.89s
4 Mac Stubborn	5	22.7m	4.6m (0)	10.0m (1)	2:29.31	29.27s	31.46s
6 Frontliner	6	23.9m	13.4m (0)	18.0m (0)	2:29.41	29.23s	30.95s
10 Marvella	7	25.6m	4.2m (1)	13.0m (2)	2:29.54	29.52s	31.46s
5 Rip Jackson	8	26.8m	16.6m (1)	19.0m (4)	2:29.64	29.06s	31.09s
9 Safe Jewels	9	27.0m	8.2m (1)	17.2m (1)	2:29.66	29.55s	31.24s
8 Rolamax	10	28.8m	12.4m (2)	16.4m (3)	2:29.80	29.17s	31.44s

## Finish Position and metres gained

First Arrow shows distance gain/loss from 2nd Qtr to 3rd Qtr,  
Second Arrow shows distance gain/loss from 3rd Qtr to Finish  
Blue arrow indicates best gain in these quarters.



Powered by



Harness Analyser

Sectional Analysis Software

Not just form | Free Trial

[www.facebook.com/PJHarnessRacing](http://www.facebook.com/PJHarnessRacing)



RISE Digital, Harness Racing Australia nor the provider accepts any responsibility for the completeness or accuracy of any of the information contained herein, and makes no representations about its suitability for any particular purpose. Users should make their own judgements about those matters and/or seek independent advice. You assume all risks associated with use of data provided on this page

# Tamworth Race 2 Distance 1609m

Thursday, 17 April 2025


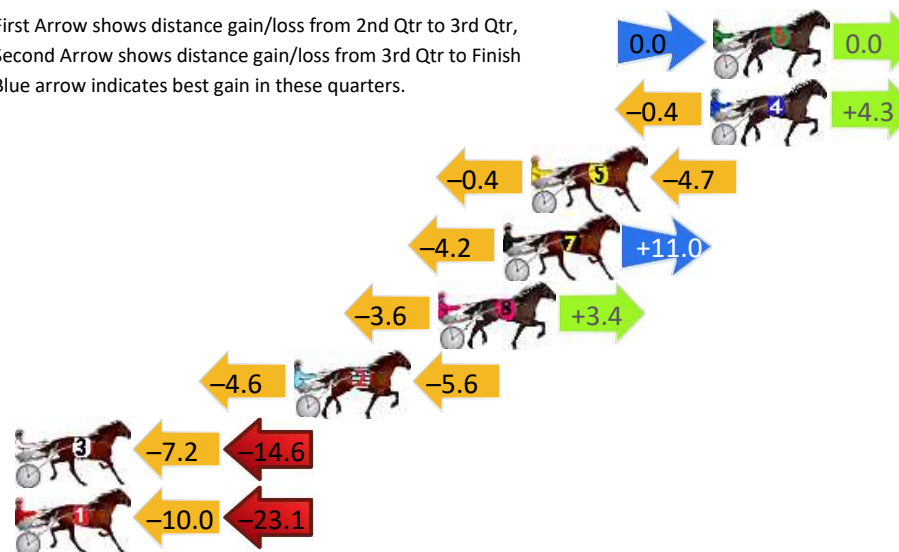
Gross Time: 1:56.90 MileRate: 1:56.90 LeadTime: 0.00s First Qtr: 29.00s Second Qtr: 29.70s Third Qtr: 28.90s Fourth Qtr: 29.30s

DATA TABLE: 800 / 400 Posi's are position from leader and (how wide the horse was at that position)

No	Horse	Plc	Mar	800 Posi	400 Posi	Time	3rd Qtr	4th Qt
6	You Cannot Hide	1	0.0m	0.0m (0)	0.0m (0)	1:56.90	28.90s	29.30s
4	Whiskey Royale	2	0.1m	4.0m (0)	4.4m (0)	1:56.91	28.93s	28.99s
5	Bettor Cheer	3	7.3m	2.2m (1)	2.6m (1)	1:57.46	28.93s	29.64s
7	My Rock Moves	4	8.4m	15.2m (1)	19.4m (1)	1:57.55	29.21s	28.50s
8	Lachies Gamble	5	11.0m	10.8m (1)	14.4m (2)	1:57.75	29.16s	29.05s
2	Terror Flying	6	16.8m	6.6m (1)	11.2m (1)	1:58.19	29.23s	29.71s
3	Prince Of Payne	7	30.0m	8.2m (0)	15.4m (0)	1:59.21	29.41s	30.36s
1	Barkway Arian	8	78.1m	45.0m (0)	55.0m (0)	2:02.90	29.61s	30.98s

## Finish Position and metres gained

First Arrow shows distance gain/loss from 2nd Qtr to 3rd Qtr,  
Second Arrow shows distance gain/loss from 3rd Qtr to Finish  
Blue arrow indicates best gain in these quarters.



# Tamworth Race 3 Distance 1980m

Thursday, 17 April 2025

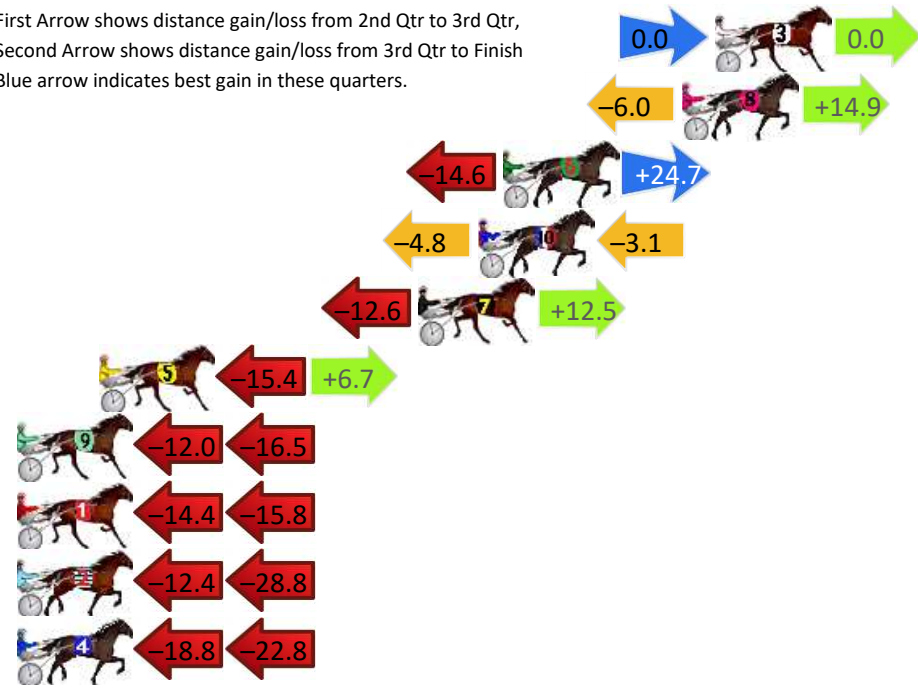
Gross Time: 2:26.80 MileRate: 1:59.30 LeadTime: 26.90s First Qtr: 30.20s Second Qtr: 29.70s Third Qtr: 29.00s Fourth Qtr: 31.00s

DATA TABLE: 800 / 400 Posi's are position from leader and (how wide the horse was at that position)

No	Horse	Plc	Mar	800 Posi	400 Posi	Time	3rd Qtr	4th Qt
3	Otis Rising	1	0.0m	0.0m (0)	0.0m (0)	2:26.80	29.00s	31.00s
8	Hey Dude	2	1.3m	10.2m (1)	16.2m (2)	2:26.91	29.48s	29.85s
6	Zacharooni	3	8.5m	18.6m (1)	33.2m (2)	2:27.49	30.15s	29.10s
10	Jus Bling It	4	9.5m	1.6m (1)	6.4m (0)	2:27.57	29.35s	31.24s
7	Tasmans Delight	5	11.9m	11.8m (0)	24.4m (1)	2:27.76	29.97s	30.04s
5	Double Mach	6	24.7m	16.0m (0)	31.4m (0)	2:28.80	30.17s	30.48s
9	Ellie Rippin	7	34.5m	6.0m (1)	18.0m (1)	2:29.60	29.85s	32.27s
1	Monellina	8	38.2m	8.0m (0)	22.4m (0)	2:29.90	30.03s	32.22s
2	Country Major	9	45.4m	4.2m (0)	16.6m (0)	2:30.48	29.85s	33.22s
4	Lucky Terror	10	56.2m	14.6m (1)	33.4m (1)	2:31.36	30.35s	32.76s

## Finish Position and metres gained

First Arrow shows distance gain/loss from 2nd Qtr to 3rd Qtr,  
Second Arrow shows distance gain/loss from 3rd Qtr to Finish  
Blue arrow indicates best gain in these quarters.



800

Visual positions in race at 2nd Quarter



400

Visual positions in race at 3rd Quarter



Powered by



Harness Analyser

Sectional Analysis Software

Not just form | Free Trial

[www.facebook.com/PJHarnessRacing](http://www.facebook.com/PJHarnessRacing)



RISE Digital, Harness Racing Australia nor the provider accepts any responsibility for the completeness or accuracy of any of the information contained herein, and makes no representations about its suitability for any particular purpose. Users should make their own judgements about those matters and/or seek independent advice. You assume all risks associated with use of data provided on this page

# Tamworth Race 4 Distance 1609m

Thursday, 17 April 2025

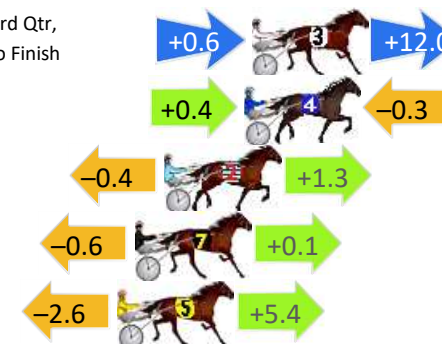
Gross Time: 1:57.90 MileRate: 1:57.90 LeadTime: 0.00s First Qtr: 28.90s Second Qtr: 30.80s Third Qtr: 28.60s Fourth Qtr: 29.70s

DATA TABLE: 800 / 400 Posi's are position from leader and (how wide the horse was at that position)

NoHorse	Plc	Mar	800 Posi	400 Posi	Time	3rd Qtr	4th Qt
3 Classic Arc	1	0.0m	12.6m (1)	12.0m (2)	1:57.90	28.57s	28.81s
4 Gotonebetter	2	0.3m	0.4m (1)	0.0m (1)	1:57.92	28.57s	29.72s
2 Rippin Good Feelin	3	3.5m	4.4m (1)	4.8m (2)	1:58.17	28.63s	29.60s
7 Magic Shoos	4	4.7m	4.2m (0)	4.8m (1)	1:58.27	28.64s	29.69s
5 Reds Good To Go	5	5.4m	8.2m (0)	10.8m (0)	1:58.32	28.80s	29.30s
1 Apache Whitesox	6	44.9m	0.0m (0)	3.6m (0)	2:01.39	28.80s	32.75s
8 Mister Artikulate	7	46.2m	8.8m (1)	24.0m (0)	2:01.50	29.67s	31.34s

## Finish Position and metres gained

First Arrow shows distance gain/loss from 2nd Qtr to 3rd Qtr,  
Second Arrow shows distance gain/loss from 3rd Qtr to Finish  
Blue arrow indicates best gain in these quarters.



800

Visual positions in race at 2nd Quarter



400

Visual positions in race at 3rd Quarter



Powered by



Harness Analyser

Sectional Analysis Software

Not just form | Free Trial

[www.facebook.com/PJHarnessRacing](http://www.facebook.com/PJHarnessRacing)



RISE Digital, Harness Racing Australia nor the provider accepts any responsibility for the completeness or accuracy of any of the information contained herein, and makes no representations about its suitability for any particular purpose. Users should make their own judgements about those matters and/or seek independent advice. You assume all risks associated with use of data provided on this page



# Tamworth Race 5 Distance 1609m

Thursday, 17 April 2025

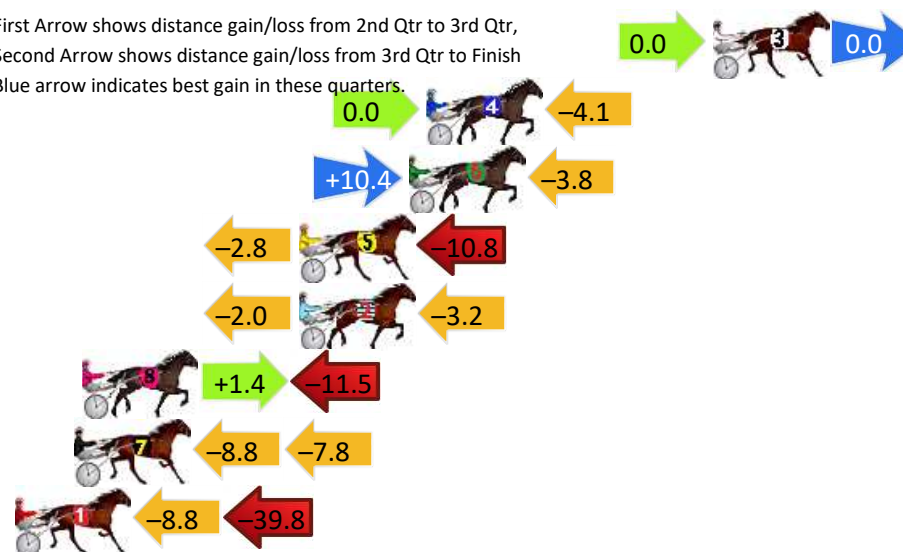
Gross Time: 1:57.20 MileRate: 1:57.20 LeadTime: 0.00s First Qtr: 30.50s Second Qtr: 30.50s Third Qtr: 28.10s Fourth Qtr: 28.10s

DATA TABLE: 800 / 400 Posi's are position from leader and (how wide the horse was at that position)

NoHorse	Plc	Mar	800 Posi	400 Posi	Time	3rd Qtr	4th Qt
3 Freedom Art	1	0.0m	0.0m (0)	0.0m (0)	1:57.20	28.10s	28.10s
4 Annie Crocker	2	11.5m	7.4m (1)	7.4m (1)	1:58.05	28.10s	28.39s
6 Lullaby	3	12.2m	18.8m (2)	8.4m (2)	1:58.10	27.37s	28.37s
5 Watsluggottado	4	16.6m	3.0m (1)	5.8m (0)	1:58.43	28.30s	28.85s
2 Weregoingtogetcha	5	16.6m	11.4m (1)	13.4m (1)	1:58.43	28.24s	28.32s
8 My Latin Lady	6	25.3m	15.2m (1)	13.8m (2)	1:59.07	28.00s	28.90s
7 Katastrophee	7	25.6m	9.0m (0)	17.8m (1)	1:59.09	28.71s	28.64s
1 Moonlight River	8	53.6m	5.0m (0)	13.8m (0)	2:01.16	28.71s	30.88s

## Finish Position and metres gained

First Arrow shows distance gain/loss from 2nd Qtr to 3rd Qtr,  
Second Arrow shows distance gain/loss from 3rd Qtr to Finish  
Blue arrow indicates best gain in these quarters.



Visual positions in race at 2nd Quarter



Visual positions in race at 3rd Quarter

# Tamworth Race 6 Distance 1980m

Thursday, 17 April 2025

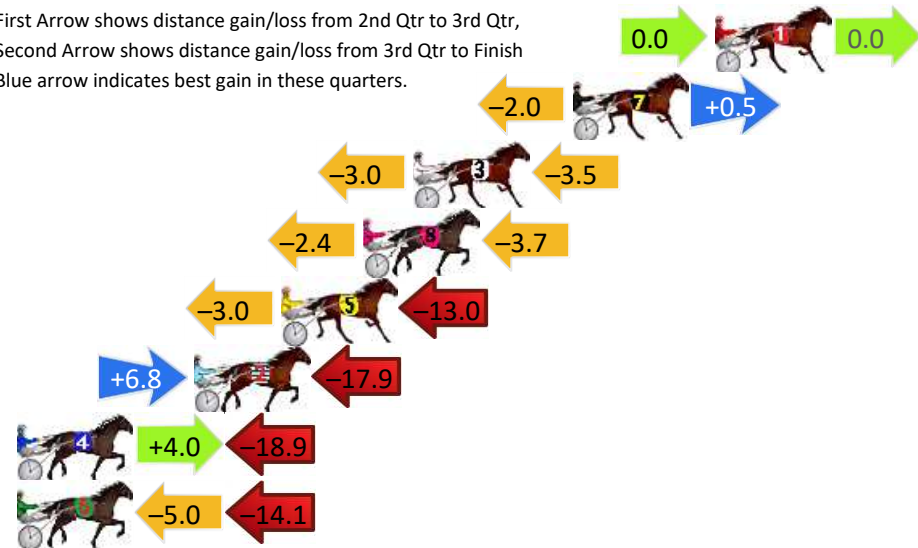
Gross Time: 2:26.80 MileRate: 1:59.30 LeadTime: 27.90s First Qtr: 31.10s Second Qtr: 30.80s Third Qtr: 28.20s Fourth Qtr: 28.80s

DATA TABLE: 800 / 400 Posi's are position from leader and (how wide the horse was at that position)

NoHorse	Plc	Mar	800 Posi	400 Posi	Time	3rd Qtr	4th Qt
1 Double It Harry	1	0.0m	0.0m (0)	0.0m (0)	2:26.80	28.20s	28.80s
7 Bee Seventeen	2	5.7m	4.2m (0)	6.2m (0)	2:27.23	28.34s	28.76s
3 Bat Matson	3	12.1m	5.6m (1)	8.6m (1)	2:27.71	28.41s	29.05s
8 Adrenaline Rush	4	14.1m	8.0m (0)	10.4m (0)	2:27.87	28.37s	29.06s
5 Rainbow Jet	5	17.4m	1.4m (1)	4.4m (1)	2:28.12	28.40s	29.73s
2 Paris Princess	6	20.9m	9.8m (1)	3.0m (2)	2:28.38	27.70s	30.08s
4 Rose Noire	7	28.7m	13.8m (1)	9.8m (2)	2:28.97	27.90s	30.15s
6 Tralee Maxie	8	31.1m	12.0m (0)	17.0m (0)	2:29.15	28.54s	29.81s

## Finish Position and metres gained

First Arrow shows distance gain/loss from 2nd Qtr to 3rd Qtr,  
Second Arrow shows distance gain/loss from 3rd Qtr to Finish  
Blue arrow indicates best gain in these quarters.



800

Visual positions in race at 2nd Quarter



400

Visual positions in race at 3rd Quarter



Powered by



Harness Analyser

Sectional Analysis Software

Not just form | Free Trial

[www.facebook.com/PJHarnessRacing](http://www.facebook.com/PJHarnessRacing)



RISE Digital, Harness Racing Australia nor the provider accepts any responsibility for the completeness or accuracy of any of the information contained herein, and makes no representations about its suitability for any particular purpose. Users should make their own judgements about those matters and/or seek independent advice. You assume all risks associated with use of data provided on this page

# Tamworth Race 7 Distance 1609m

Thursday, 17 April 2025


Gross Time: 1:56.70 MileRate: 1:56.70 LeadTime: 0.00s First Qtr: 29.20s Second Qtr: 30.50s Third Qtr: 28.70s Fourth Qtr: 28.40s

DATA TABLE: 800 / 400 Posi's are position from leader and (how wide the horse was at that position)

NoHorse	Plc	Mar	800 Posi	400 Posi	Time	3rd Qtr	4th Qt
3 Fast Tracker	1	0.0m	4.2m (0)	4.2m (0)	1:56.70	28.70s	28.10s
6 Grosso Naso	2	18.8m	14.6m (1)	12.0m (2)	1:58.10	28.52s	28.88s
1 Rocket Boy	3	19.0m	0.0m (0)	0.0m (0)	1:58.12	28.71s	29.74s
7 Superbon	4	19.0m	8.2m (0)	8.0m (0)	1:58.12	28.69s	29.18s
4 Abstract Art	5	20.1m	1.8m (1)	5.4m (1)	1:58.20	28.96s	29.44s
2 He Said She Said	6	22.6m	5.8m (1)	3.2m (2)	1:58.39	28.52s	29.77s
8 Next To Me	7	23.8m	12.4m (0)	12.4m (1)	1:58.48	28.70s	29.20s
5 Antetokounmpo	8	24.1m	9.8m (1)	7.8m (2)	1:58.50	28.56s	29.55s
9 Paratrouper	9	24.4m	16.2m (0)	16.2m (2)	1:58.52	28.70s	28.98s

## Finish Position and metres gained

First Arrow shows distance gain/loss from 2nd Qtr to 3rd Qtr,  
Second Arrow shows distance gain/loss from 3rd Qtr to Finish  
Blue arrow indicates best gain in these quarters.



800

Visual positions in race at 2nd Quarter



400

Visual positions in race at 3rd Quarter



Powered by



Harness Analyser

Sectional Analysis Software

Not just form | Free Trial

[www.facebook.com/PJHarnessRacing](http://www.facebook.com/PJHarnessRacing)



RISE Digital, Harness Racing Australia nor the provider accepts any responsibility for the completeness or accuracy of any of the information contained herein, and makes no representations about its suitability for any particular purpose. Users should make their own judgements about those matters and/or seek independent advice. You assume all risks associated with use of data provided on this page

# Tamworth Race 8 Distance 1980m

Thursday, 17 April 2025

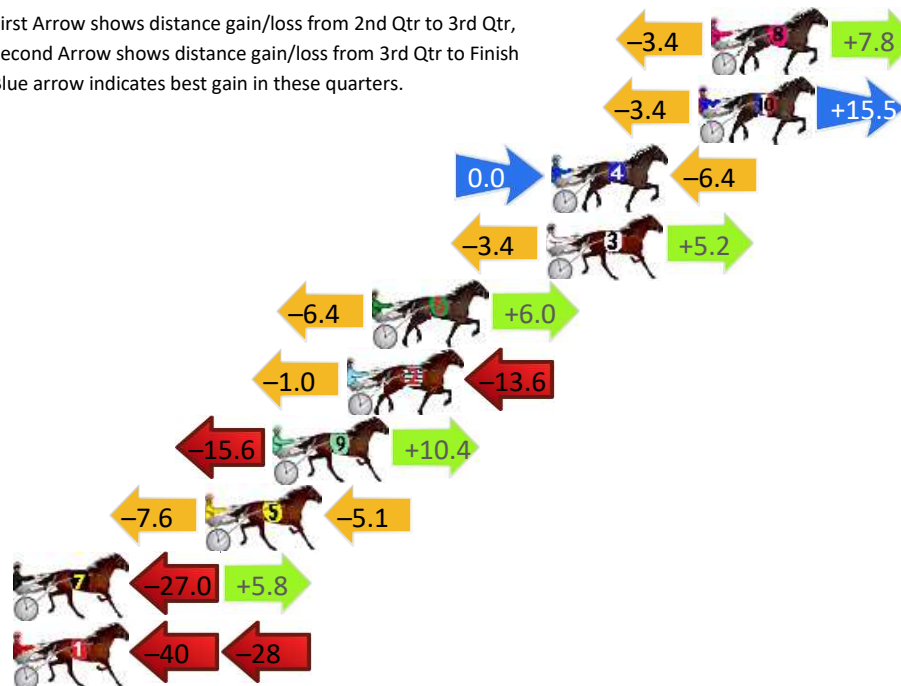
Gross Time: 2:26.60 MileRate: 1:59.20 LeadTime: 27.30s First Qtr: 31.60s Second Qtr: 30.10s Third Qtr: 27.70s Fourth Qtr: 29.90s

DATA TABLE: 800 / 400 Posi's are position from leader and (how wide the horse was at that position)


No	Horse	Plc	Mar	800 Posi	400 Posi	Time	3rd Qtr	4th Qt
8	Onehandonebounce	1	0.0m	4.4m (1)	7.8m (0)	2:26.60	27.96s	29.32s
10	Didshedoit	2	0.5m	12.6m (1)	16.0m (0)	2:26.64	27.99s	28.75s
4	A Lot Of Luvin	3	6.4m	0.0m (1)	0.0m (1)	2:27.10	27.68s	30.38s
3	Night To Remember	4	6.6m	8.4m (1)	11.8m (1)	2:27.12	27.96s	29.51s
6	Elegant Grooves	5	13.6m	13.2m (2)	19.6m (1)	2:27.67	28.17s	29.45s
2	Major Memphis	6	14.6m	0.0m (0)	1.0m (0)	2:27.74	27.73s	30.91s
9	Colby	7	17.6m	12.4m (0)	28.0m (0)	2:27.98	28.85s	29.13s
5	Escalera	8	20.3m	7.6m (2)	15.2m (2)	2:28.19	28.23s	30.28s
7	Racing Paula	9	29.2m	8.0m (0)	35.0m (1)	2:28.89	29.65s	29.47s
1	Abdicate	10	71.3m	4.0m (0)	44.0m (0)	2:32.19	30.49s	31.93s

## Finish Position and metres gained

First Arrow shows distance gain/loss from 2nd Qtr to 3rd Qtr,  
Second Arrow shows distance gain/loss from 3rd Qtr to Finish  
Blue arrow indicates best gain in these quarters.



Visual positions in race at 2nd Quarter



Visual positions in race at 3rd Quarter