

# Newcastle Race 1 Distance 2030m

Saturday, 19 April 2025


Gross Time: 2:25.40 MileRate: 1:55.30 LeadTime: 29.00s First Qtr: 29.30s Second Qtr: 29.10s Third Qtr: 28.60s Fourth Qtr: 29.40s

DATA TABLE: 800 / 400 Posi's are position from leader and (how wide the horse was at that position)

NoHorse	Plc	Mar	800 Posi	400 Posi	Time	3rd Qtr	4th Qt
6 Cool Night	1	0.0m	3.8m (1)	0.0m (1)	2:25.40	28.33s	29.40s
2 Man From Braavos	2	1.1m	0.0m (0)	1.0m (0)	2:25.48	28.67s	29.41s
9 Our Ideal Dream	3	2.5m	8.2m (0)	9.8m (1)	2:25.59	28.72s	28.87s
3 Never Know Charlie	4	7.3m	12.2m (0)	13.4m (0)	2:25.96	28.69s	28.95s
8 First String	5	10.3m	16.0m (0)	18.6m (0)	2:26.19	28.80s	28.79s
4 Major Mickey	6	12.5m	7.8m (1)	4.0m (1)	2:26.36	28.32s	30.02s
1 Dan Fernando	7	15.2m	4.2m (0)	5.8m (0)	2:26.57	28.71s	30.09s
5 Little Demon	8	17.8m	17.4m (1)	15.4m (3)	2:26.77	28.45s	29.58s
7 Johnson Step	9	18.9m	21.4m (1)	17.8m (2)	2:26.86	28.34s	29.48s
10 Matt Gregors Boy	10	22.1m	13.2m (1)	13.6m (2)	2:27.10	28.62s	30.02s


## Finish Position and metres gained

First Arrow shows distance gain/loss from 2nd Qtr to 3rd Qtr, Second Arrow shows distance gain/loss from 3rd Qtr to Finish Blue arrow indicates best gain in these quarters.



800

Visual positions in race at 2nd Quarter



400

Visual positions in race at 3rd Quarter



Powered by



Harness Analyser

Sectional Analysis Software

Not just form | Free Trial

[www.facebook.com/PJHarnessRacing](http://www.facebook.com/PJHarnessRacing)



RISE Digital, Harness Racing Australia nor the provider accepts any responsibility for the completeness or accuracy of any of the information contained herein, and makes no representations about its suitability for any particular purpose. Users should make their own judgements about those matters and/or seek independent advice. You assume all risks associated with use of data provided on this page

# Newcastle Race 2 Distance 1609m

Saturday, 19 April 2025

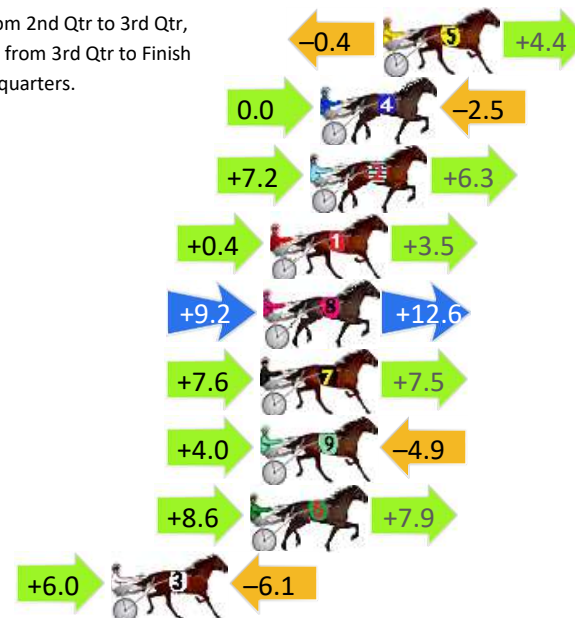
Gross Time: 1:54.20 MileRate: 1:54.20 LeadTime: 0.00s First Qtr: 27.60s Second Qtr: 29.10s Third Qtr: 27.90s Fourth Qtr: 29.60s

DATA TABLE: 800 / 400 Posi's are position from leader and (how wide the horse was at that position)

No	Horse	Plc	Mar	800 Posi	400 Posi	Time	3rd Qtr	4th Qt
5	Sheza Rebel	1	0.0m	4.0m (0)	4.4m (1)	1:54.20	27.94s	29.28s
4	Mister Cheese	2	2.5m	0.0m (0)	0.0m (0)	1:54.39	27.89s	29.78s
2	Love Lou	3	2.9m	16.4m (1)	9.2m (2)	1:54.42	27.40s	29.14s
1	My Lady Sarah	4	4.5m	8.4m (0)	8.0m (0)	1:54.55	27.88s	29.34s
8	Halsey Nicole	5	4.8m	26.6m (1)	17.4m (2)	1:54.57	27.27s	28.67s
7	Nifty Studleigh	6	4.9m	20.0m (0)	12.4m (0)	1:54.58	27.37s	29.05s
9	Peppa Bliss	7	4.9m	4.0m (1)	0.0m (1)	1:54.58	27.60s	29.96s
6	Ed Mendes	8	5.3m	21.8m (1)	13.2m (2)	1:54.61	27.30s	29.02s
3	Sinbinned	9	10.9m	10.8m (1)	4.8m (2)	1:55.05	27.46s	30.05s

## Finish Position and metres gained

First Arrow shows distance gain/loss from 2nd Qtr to 3rd Qtr,  
Second Arrow shows distance gain/loss from 3rd Qtr to Finish  
Blue arrow indicates best gain in these quarters.



800

Visual positions in race at 2nd Quarter



400

Visual positions in race at 3rd Quarter



Powered by



Harness Analyser

Sectional Analysis Software

Not just form | Free Trial

[www.facebook.com/PJHarnessRacing](http://www.facebook.com/PJHarnessRacing)



RISE Digital, Harness Racing Australia nor the provider accepts any responsibility for the completeness or accuracy of any of the information contained herein, and makes no representations about its suitability for any particular purpose. Users should make their own judgements about those matters and/or seek independent advice. You assume all risks associated with use of data provided on this page

# Newcastle Race 3 Distance 2030m

Saturday, 19 April 2025

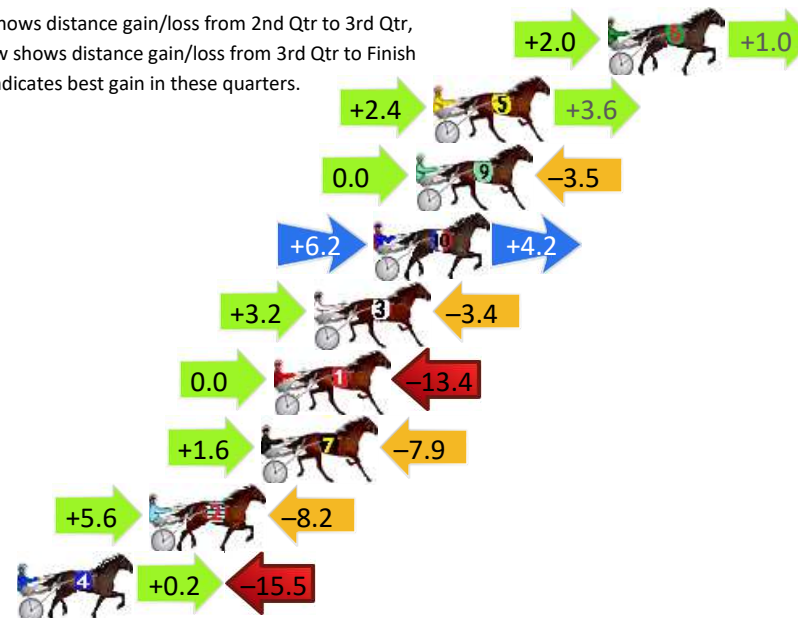
Gross Time: 2:27.90 MileRate: 1:57.30 LeadTime: 30.30s First Qtr: 29.50s Second Qtr: 29.50s Third Qtr: 28.90s Fourth Qtr: 29.70s

DATA TABLE: 800 / 400 Posi's are position from leader and (how wide the horse was at that position)

NoHorse	Plc	Mar	800 Posi	400 Posi	Time	3rd Qtr	4th Qt
6 Dance With Carmer	1	0.0m	3.0m (1)	1.0m (1)	2:27.90	28.76s	29.63s
5 Flare Up	2	7.0m	13.0m (0)	10.6m (1)	2:28.44	28.73s	29.43s
9 Captain Dorian	3	7.7m	4.2m (0)	4.2m (0)	2:28.50	28.90s	29.96s
10 Louigi	4	9.4m	19.8m (1)	13.6m (2)	2:28.63	28.45s	29.39s
3 She Maybe Bettor	5	11.8m	11.6m (1)	8.4m (2)	2:28.82	28.66s	29.95s
1 Ultra Bliss	6	13.4m	0.0m (0)	0.0m (0)	2:28.94	28.89s	30.69s
7 Stealth Bomba	7	13.9m	7.6m (1)	6.0m (1)	2:28.98	28.78s	30.28s
2 Stick Man	8	18.4m	15.8m (1)	10.2m (3)	2:29.33	28.48s	30.31s
4 Luvabeerwithjohnny	9	23.7m	8.4m (0)	8.2m (0)	2:29.74	28.87s	30.84s

## Finish Position and metres gained

First Arrow shows distance gain/loss from 2nd Qtr to 3rd Qtr,  
Second Arrow shows distance gain/loss from 3rd Qtr to Finish  
Blue arrow indicates best gain in these quarters.



Visual positions in race at 2nd Quarter



Visual positions in race at 3rd Quarter

# Newcastle Race 4 Distance 1609m

Saturday, 19 April 2025


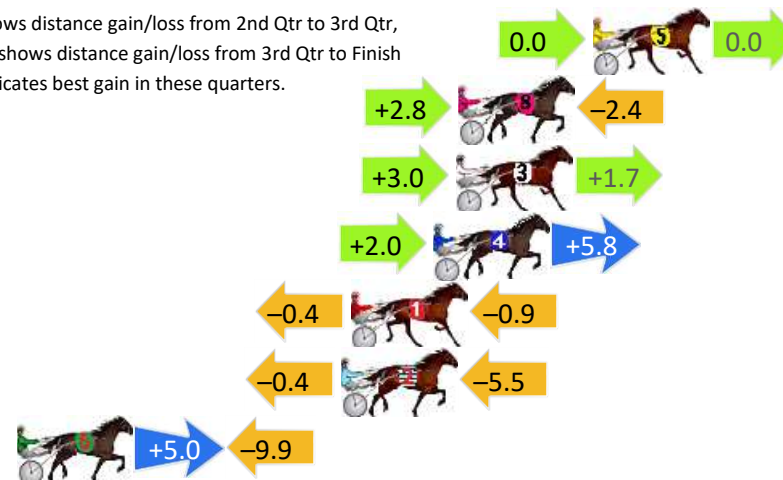
Gross Time: 1:54.80 MileRate: 1:54.80 LeadTime: 0.00s First Qtr: 28.60s Second Qtr: 29.90s Third Qtr: 27.80s Fourth Qtr: 28.50s

DATA TABLE: 800 / 400 Posi's are position from leader and (how wide the horse was at that position)

NoHorse	Plc	Mar	800 Posi	400 Posi	Time	3rd Qtr	4th Qt
5 Fake Friends	1	0.0m	0.0m (0)	0.0m (0)	1:54.80	27.80s	28.50s
8 Tolls King	2	5.4m	5.8m (1)	3.0m (1)	1:55.20	27.60s	28.67s
3 Wheres My Reason	3	5.5m	10.2m (1)	7.2m (1)	1:55.21	27.59s	28.38s
4 Ultimate All Star	4	6.4m	14.2m (1)	12.2m (1)	1:55.28	27.67s	28.09s
1 Line Of Courage	5	9.7m	8.4m (0)	8.8m (0)	1:55.53	27.83s	28.56s
2 Midnight Haze	6	10.1m	4.2m (0)	4.6m (0)	1:55.56	27.82s	28.89s
6 August Star	7	23.1m	18.2m (1)	13.2m (0)	1:56.53	27.44s	29.20s

## Finish Position and metres gained

First Arrow shows distance gain/loss from 2nd Qtr to 3rd Qtr,  
Second Arrow shows distance gain/loss from 3rd Qtr to Finish  
Blue arrow indicates best gain in these quarters.



Visual positions in race at 2nd Quarter



Visual positions in race at 3rd Quarter



# Newcastle Race 5 Distance 1609m

Saturday, 19 April 2025

Gross Time: 1:53.10 MileRate: 1:53.10 LeadTime: 0.00s First Qtr: 26.60s Second Qtr: 30.90s Third Qtr: 27.30s Fourth Qtr: 28.30s

DATA TABLE: 800 / 400 Posi's are position from leader and (how wide the horse was at that position)

NoHorse	Plc	Mar	800 Posi	400 Posi	Time	3rd Qtr	4th Qt
7 Major Major	1	0.0m	10.0m (1)	8.4m (1)	1:53.10	27.20s	27.71s
8 Ryans Gangster	2	3.1m	1.2m (1)	0.2m (1)	1:53.33	27.23s	28.50s
4 One Big Shew	3	3.4m	5.2m (1)	4.4m (1)	1:53.35	27.25s	28.23s
6 Quaddie Vc	4	5.1m	0.0m (0)	0.0m (0)	1:53.48	27.29s	28.66s
1 Major Reason	5	8.6m	8.0m (0)	9.0m (0)	1:53.74	27.37s	28.27s
9 Dadndave	6	9.0m	14.8m (1)	12.4m (1)	1:53.77	27.14s	28.06s
3 Ashark	7	9.5m	4.0m (0)	4.6m (0)	1:53.81	27.34s	28.64s
2 Rocktagonal	8	13.0m	13.0m (0)	13.6m (0)	1:54.07	27.34s	28.26s

## Finish Position and metres gained

First Arrow shows distance gain/loss from 2nd Qtr to 3rd Qtr,  
Second Arrow shows distance gain/loss from 3rd Qtr to Finish  
Blue arrow indicates best gain in these quarters.



800

Visual positions in race at 2nd Quarter



400

Visual positions in race at 3rd Quarter



Powered by



Harness Analyser

Sectional Analysis Software

Not just form | Free Trial

[www.facebook.com/PJHarnessRacing](http://www.facebook.com/PJHarnessRacing)



RISE Digital, Harness Racing Australia nor the provider accepts any responsibility for the completeness or accuracy of any of the information contained herein, and makes no representations about its suitability for any particular purpose. Users should make their own judgements about those matters and/or seek independent advice. You assume all risks associated with use of data provided on this page

# Newcastle Race 6 Distance 1609m

Saturday, 19 April 2025

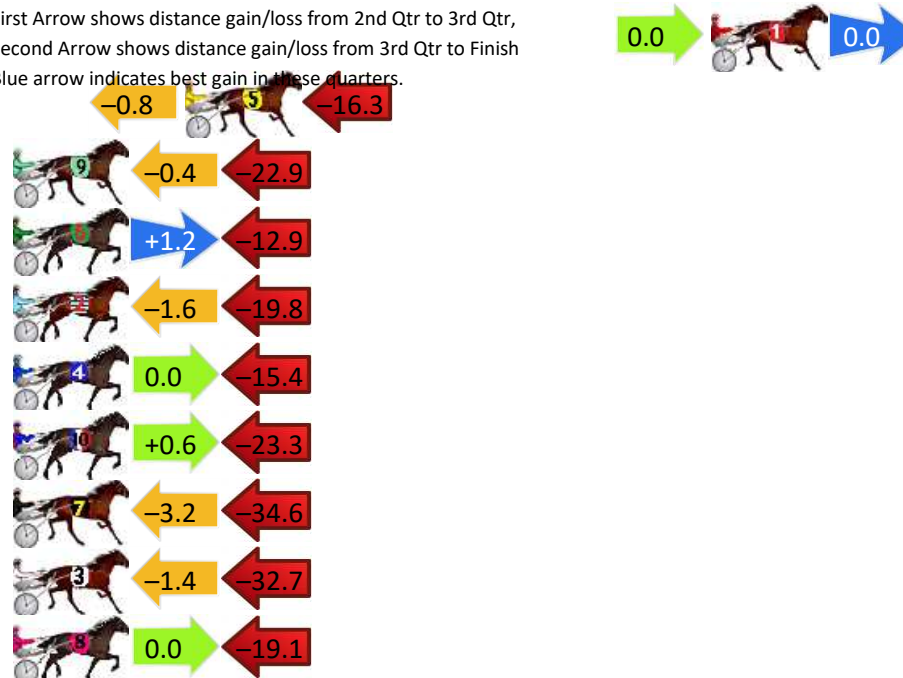
Gross Time: 1:52.90 MileRate: 1:52.90 LeadTime: 0.00s First Qtr: 28.10s Second Qtr: 29.50s Third Qtr: 27.70s Fourth Qtr: 27.60s

DATA TABLE: 800 / 400 Posi's are position from leader and (how wide the horse was at that position)

NoHorse	Plc	Mar	800 Posi	400 Posi	Time	3rd Qtr	4th Qt
1 Petes Crunch Time	1	0.0m	0.0m (0)	0.0m (0)	1:52.90	27.70s	27.60s
5 Sir Candy Cloud	2	21.1m	4.0m (0)	4.8m (0)	1:54.43	27.76s	28.72s
9 Manhattan Chick	3	32.5m	9.2m (0)	9.6m (0)	1:55.26	27.73s	29.17s
6 Shalamar Miss	4	33.1m	21.4m (0)	20.2m (0)	1:55.30	27.62s	28.49s
2 Thripenny	5	35.4m	14.0m (1)	15.6m (1)	1:55.47	27.81s	28.96s
4 Mystical Sunshine	6	36.0m	20.6m (1)	20.6m (1)	1:55.51	27.70s	28.66s
10 Rocknroll Clarry	7	37.9m	15.2m (0)	14.6m (0)	1:55.65	27.66s	29.20s
7 Heez Reasonable	8	41.2m	3.4m (1)	6.6m (1)	1:55.89	27.92s	29.97s
3 Sweet Tara	9	43.7m	9.6m (1)	11.0m (1)	1:56.07	27.80s	29.84s
8 Drakaina	10	44.1m	25.0m (1)	25.0m (1)	1:56.10	27.70s	28.91s

## Finish Position and metres gained

First Arrow shows distance gain/loss from 2nd Qtr to 3rd Qtr,  
Second Arrow shows distance gain/loss from 3rd Qtr to Finish  
Blue arrow indicates best gain in these quarters.



800

Visual positions in race at 2nd Quarter



400

Visual positions in race at 3rd Quarter



Powered by



Harness Analyser

Sectional Analysis Software

Not just form | Free Trial

[www.facebook.com/PJHarnessRacing](http://www.facebook.com/PJHarnessRacing)



RISE Digital, Harness Racing Australia nor the provider accepts any responsibility for the completeness or accuracy of any of the information contained herein, and makes no representations about its suitability for any particular purpose. Users should make their own judgements about those matters and/or seek independent advice. You assume all risks associated with use of data provided on this page

# Newcastle Race 7 Distance 1609m

Saturday, 19 April 2025



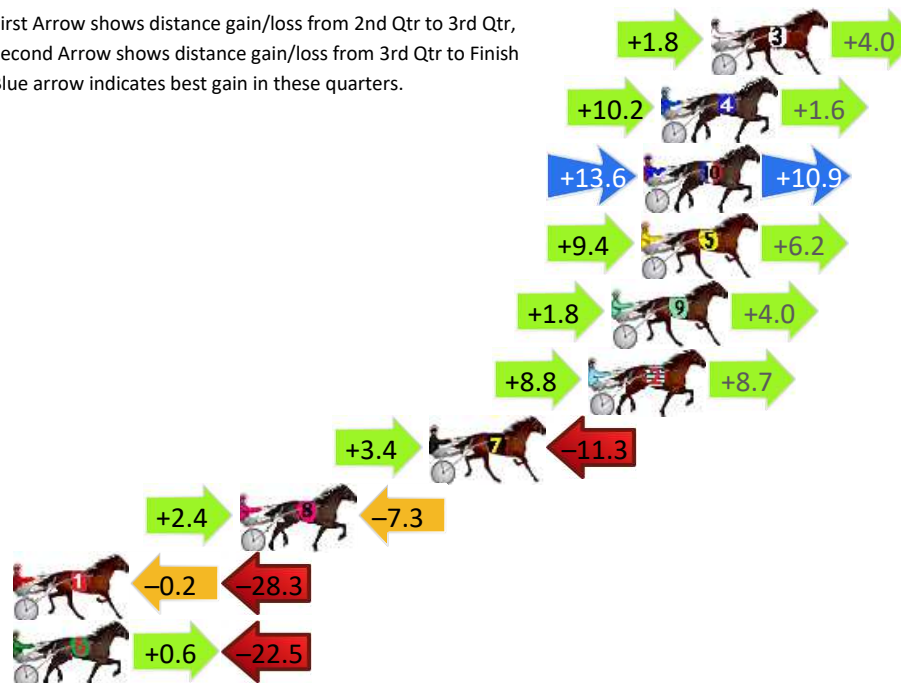
Gross Time: 1:54.40 MileRate: 1:54.40 LeadTime: 0.00s First Qtr: 26.80s Second Qtr: 28.60s Third Qtr: 28.70s Fourth Qtr: 30.30s

DATA TABLE: 800 / 400 Posi's are position from leader and (how wide the horse was at that position)

No	Horse	Plc	Mar	800 Posi	400 Posi	Time	3rd Qtr	4th Qt
3	Mister Poverty	1	0.0m	5.8m (0)	4.0m (1)	1:54.40	28.58s	30.00s
4	Lachies Ideal	2	2.0m	13.8m (1)	3.6m (2)	1:54.56	27.96s	30.18s
10	Nitro Danny	3	2.7m	27.2m (1)	13.6m (2)	1:54.61	27.72s	29.48s
5	Ire Of The Dragon	4	2.8m	18.4m (1)	9.0m (2)	1:54.62	28.02s	29.83s
9	Bring Your Best	5	4.0m	9.8m (0)	8.0m (0)	1:54.72	28.58s	30.00s
2	Sweet Rocky	6	4.9m	22.4m (0)	13.6m (1)	1:54.79	28.07s	29.64s
7	Double Said	7	11.3m	3.4m (1)	0.0m (1)	1:55.30	28.43s	31.15s
8	Audace	8	18.9m	14.0m (0)	11.6m (0)	1:55.90	28.51s	30.85s
1	Errol Fin	9	28.5m	0.0m (0)	0.2m (0)	1:56.66	28.66s	32.43s
6	Johnny Dee	10	31.1m	9.2m (1)	8.6m (1)	1:56.87	28.61s	31.99s

## Finish Position and metres gained

First Arrow shows distance gain/loss from 2nd Qtr to 3rd Qtr, Second Arrow shows distance gain/loss from 3rd Qtr to Finish Blue arrow indicates best gain in these quarters.



# Newcastle Race 8 Distance 2030m

Saturday, 19 April 2025

Gross Time: 2:30.70

MileRate: 1:59.50

LeadTime: 30.20s

First Qtr: 30.80s

Second Qtr: 30.90s

Third Qtr: 29.20s


Fourth Qtr: 29.60s

DATA TABLE: 800 / 400 Posi's are position from leader and (how wide the horse was at that position)

No	Horse	Plc	Mar	800 Posi	400 Posi	Time	3rd Qtr	4th Qt
9	Oscar Mac	1	0.0m	12.8m (0)	9.8m (1)	2:30.70	28.99s	28.88s
8	Franco's Delight	2	0.8m	20.0m (1)	16.8m (2)	2:30.76	28.97s	28.42s
4	Reckless Convict	3	4.6m	3.0m (1)	3.6m (1)	2:31.06	29.24s	29.67s
7	Miki Lee	4	5.3m	16.0m (1)	21.6m (1)	2:31.11	29.62s	28.40s
5	Miki Be Free	5	6.1m	16.8m (0)	15.0m (0)	2:31.17	29.07s	28.95s
6	Violet Jay	6	6.5m	0.0m (0)	0.0m (0)	2:31.20	29.20s	30.08s
2	Bull Shark	7	6.5m	4.0m (0)	4.0m (0)	2:31.20	29.20s	29.78s
10	Miss Adonis	8	7.6m	11.6m (1)	11.4m (2)	2:31.29	29.19s	29.32s
1	Ronnys Watching	9	11.7m	8.2m (0)	8.6m (0)	2:31.61	29.23s	29.83s
3	Added Value	10	72.4m	7.8m (1)	17.8m (1)	2:36.32	29.90s	33.62s

## Finish Position and metres gained

First Arrow shows distance gain/loss from 2nd Qtr to 3rd Qtr,  
Second Arrow shows distance gain/loss from 3rd Qtr to Finish  
Blue arrow indicates best gain in these quarters.



800

Visual positions in race at 2nd Quarter



400

Visual positions in race at 3rd Quarter



Powered by



Harness Analyser

Sectional Analysis Software

Not just form | Free Trial

[www.facebook.com/PJHarnessRacing](http://www.facebook.com/PJHarnessRacing)



RISE Digital, Harness Racing Australia nor the provider accepts any responsibility for the completeness or accuracy of any of the information contained herein, and makes no representations about its suitability for any particular purpose. Users should make their own judgements about those matters and/or seek independent advice. You assume all risks associated with use of data provided on this page



# Newcastle Race 9 Distance 1609m

Saturday, 19 April 2025


Gross Time: 1:56.10 MileRate: 1:56.10 LeadTime: 0.00s First Qtr: 27.50s Second Qtr: 29.40s Third Qtr: 29.70s Fourth Qtr: 29.50s

DATA TABLE: 800 / 400 Posi's are position from leader and (how wide the horse was at that position)

No	Horse	Plc	Mar	800 Posi	400 Posi	Time	3rd Qtr	4th Qt
5	Jeffcoate	1	0.0m	22.0m (1)	17.4m (1)	1:56.10	29.36s	28.22s
6	Uncle Gregory	2	1.3m	9.2m (1)	3.8m (1)	1:56.20	29.30s	29.32s
1	Bodyline	3	3.2m	4.2m (0)	4.0m (0)	1:56.35	29.69s	29.44s
8	Slingshot	4	3.5m	26.4m (1)	21.4m (0)	1:56.37	29.33s	28.19s
3	Secret Wish	5	3.7m	17.8m (1)	12.4m (1)	1:56.39	29.30s	28.86s
4	Our Art Christian	6	5.2m	16.2m (0)	16.0m (0)	1:56.50	29.68s	28.71s
10	Shadow Eclipse	7	6.5m	8.2m (0)	8.0m (0)	1:56.60	29.68s	29.39s
9	Nightwatch Star	8	12.8m	12.2m (0)	12.0m (0)	1:57.09	29.69s	29.56s
2	De La Renta	9	16.0m	13.6m (1)	8.2m (1)	1:57.34	29.30s	30.07s
7	Megs Monaro	10	21.3m	0.0m (0)	0.0m (0)	1:57.75	29.71s	31.06s

## Finish Position and metres gained

First Arrow shows distance gain/loss from 2nd Qtr to 3rd Qtr,  
Second Arrow shows distance gain/loss from 3rd Qtr to Finish  
Blue arrow indicates best gain in these quarters.



800

Visual positions in race at 2nd Quarter



400

Visual positions in race at 3rd Quarter