

Parkes Race 1 Distance 1660m

Saturday, 19 April 2025



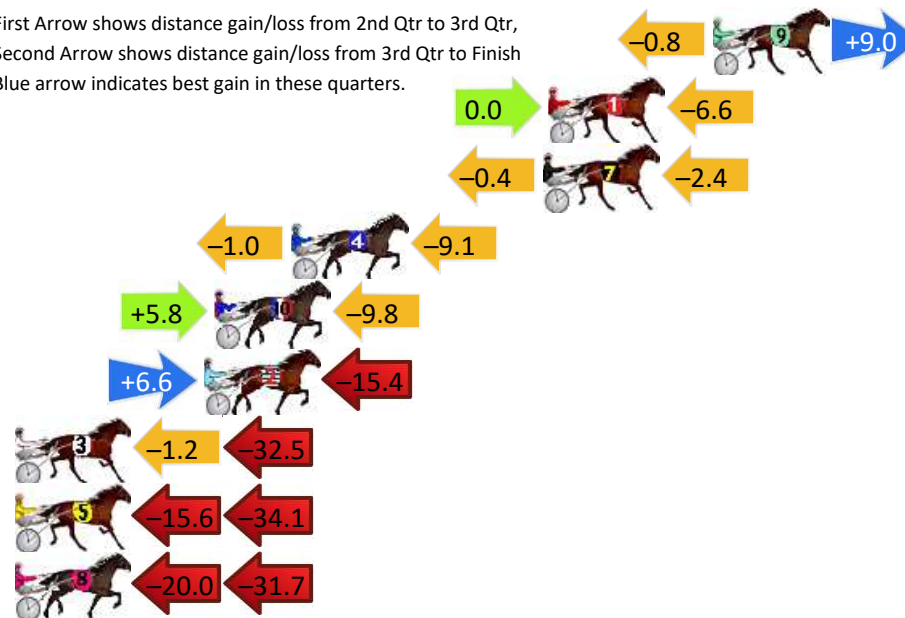
Gross Time: 2:01.20 MileRate: 1:57.50 LeadTime: 4.00s First Qtr: 28.80s Second Qtr: 30.10s Third Qtr: 30.00s Fourth Qtr: 28.30s

DATA TABLE: 800 / 400 Posi's are position from leader and (how wide the horse was at that position)

No	Horse	Plc	Mar	800 Posi	400 Posi	Time	3rd Qtr	4th Qt
9	Nosaer	1	0.0m	8.2m (0)	9.0m (0)	2:01.20	30.04s	27.67s
1	Air Born	2	6.6m	0.0m (0)	0.0m (0)	2:01.69	30.01s	28.76s
7	Yarraman Jolt	3	6.8m	4.0m (0)	4.4m (0)	2:01.71	30.03s	28.47s
4	Teeswift	4	16.9m	6.8m (1)	7.8m (1)	2:02.46	30.09s	28.94s
10	Nixsun	5	20.0m	16.0m (1)	10.2m (2)	2:02.69	29.60s	28.99s
2	Hoppalongpog	6	20.4m	11.6m (1)	5.0m (2)	2:02.72	29.55s	29.38s
3	Theycallmebruce	7	36.1m	2.4m (1)	3.6m (1)	2:03.88	30.16s	30.59s
5	Sanders	8	70.1m	20.4m (1)	36.0m (0)	2:06.41	31.20s	30.70s
8	Jaymack	9	151.7m	100.0m (0)	120.0m (0)	2:12.48	31.52s	30.53s

Finish Position and metres gained

First Arrow shows distance gain/loss from 2nd Qtr to 3rd Qtr,
Second Arrow shows distance gain/loss from 3rd Qtr to Finish
Blue arrow indicates best gain in these quarters.



Parkes Race 2 Distance 2040m

Saturday, 19 April 2025



Gross Time: 2:35.00 MileRate: 2:02.30 LeadTime: 31.20s First Qtr: 33.30s Second Qtr: 32.10s Third Qtr: 29.40s Fourth Qtr: 29.00s

DATA TABLE: 800 / 400 Posi's are position from leader and (how wide the horse was at that position)

No	Horse	Plc	Mar	800 Posi	400 Posi	Time	3rd Qtr	4th Qt
6	Olivia Shannon	1	0.0m	0.0m (0)	0.8m (0)	2:35.00	29.46s	28.94s
8	Stay Foolish	2	3.7m	4.8m (1)	0.0m (2)	2:35.28	29.05s	29.27s
1	Scarlet Bling	3	7.5m	8.0m (0)	9.4m (0)	2:35.57	29.50s	28.86s
3	Burrabadine Bullet	4	7.7m	0.6m (1)	0.4m (1)	2:35.59	29.39s	29.53s
10	Magic Matteo	5	10.0m	13.8m (1)	7.8m (2)	2:35.76	28.97s	29.16s
7	Roll To The Top	6	13.0m	12.4m (0)	14.6m (0)	2:35.99	29.56s	28.88s
2	Brooklyn Bandit	7	14.8m	4.0m (0)	5.4m (0)	2:36.13	29.51s	29.68s
5	Tulhurst Elvis	8	20.1m	16.8m (0)	20.4m (0)	2:36.53	29.66s	28.98s
9	Four Star Lincoln	9	20.8m	9.2m (1)	10.8m (1)	2:36.58	29.52s	29.72s
4	Devils Bling	10	21.5m	18.0m (1)	13.8m (2)	2:36.64	29.10s	29.56s

Finish Position and metres gained

First Arrow shows distance gain/loss from 2nd Qtr to 3rd Qtr,
Second Arrow shows distance gain/loss from 3rd Qtr to Finish
Blue arrow indicates best gain in these quarters.



800

Visual positions in race at 2nd Quarter



400

Visual positions in race at 3rd Quarter



Powered by



Harness Analyser

Sectional Analysis Software

Not just form | Free Trial

www.facebook.com/PJHarnessRacing



RISE Digital, Harness Racing Australia nor the provider accepts any responsibility for the completeness or accuracy of any of the information contained herein, and makes no representations about its suitability for any particular purpose. Users should make their own judgements about those matters and/or seek independent advice. You assume all risks associated with use of data provided on this page

Parkes Race 3 Distance 2040m

Saturday, 19 April 2025


Gross Time: 2:33.40 MileRate: 2:01.00 LeadTime: 31.50s First Qtr: 30.80s Second Qtr: 30.40s Third Qtr: 30.20s Fourth Qtr: 30.50s

DATA TABLE: 800 / 400 Posi's are position from leader and (how wide the horse was at that position)

No	Horse	Plc	Mar	800 Posi	400 Posi	Time	3rd Qtr	4th Qt
6	A Lil Bit Of Love	1	0.0m	4.4m (1)	4.2m (1)	2:33.40	30.19s	30.18s
9	Potter	2	2.0m	0.0m (1)	0.0m (1)	2:33.56	30.20s	30.65s
7	McLean	3	2.6m	8.6m (0)	8.4m (1)	2:33.61	30.19s	30.06s
1	Candi	4	4.5m	4.2m (0)	4.4m (0)	2:33.76	30.22s	30.51s
4	Seven Tee Two	5	12.7m	17.4m (1)	12.4m (2)	2:34.41	29.82s	30.52s
2	Nevertoolate	6	13.5m	8.6m (1)	8.4m (2)	2:34.48	30.18s	30.89s
10	Karinya Haz	7	15.6m	13.2m (1)	13.4m (3)	2:34.65	30.21s	30.67s
5	Jasperstimetoshine	8	17.4m	13.4m (0)	12.2m (0)	2:34.79	30.11s	30.89s
3	Maywyns La Nina	9	25.1m	0.2m (0)	0.2m (0)	2:35.40	30.19s	32.39s
8	Penn Station	10	79.7m	17.4m (0)	26.0m (0)	2:39.76	30.83s	34.57s

Finish Position and metres gained

First Arrow shows distance gain/loss from 2nd Qtr to 3rd Qtr, Second Arrow shows distance gain/loss from 3rd Qtr to Finish
Blue arrow indicates best gain in these quarters.



800

Visual positions in race at 2nd Quarter



400

Visual positions in race at 3rd Quarter

Parkes Race 4 Distance 1660m

Saturday, 19 April 2025

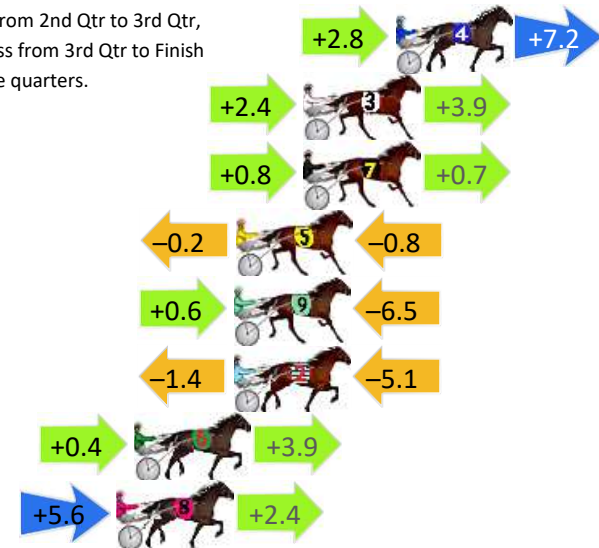
Gross Time: 2:02.70 MileRate: 1:59.00 LeadTime: 3.80s First Qtr: 29.10s Second Qtr: 29.90s Third Qtr: 29.30s Fourth Qtr: 30.60s

DATA TABLE: 800 / 400 Posi's are position from leader and (how wide the horse was at that position)

NoHorse	Plc	Mar	800 Posi	400 Posi	Time	3rd Qtr	4th Qt
4 Just Rollyourown	1	0.0m	10.0m (1)	7.2m (3)	2:02.70	29.10s	30.05s
3 Hello I Tea	2	3.7m	10.0m (0)	7.6m (0)	2:03.00	29.13s	30.30s
7 Shell Shock	3	3.7m	5.2m (0)	4.4m (1)	2:03.00	29.24s	30.55s
5 Karinya Gill	4	6.4m	5.4m (1)	5.6m (2)	2:03.21	29.31s	30.66s
9 Misterfourthousand	5	6.5m	0.6m (1)	0.0m (1)	2:03.22	29.24s	31.09s
2 Sir Richard Lee	6	6.5m	0.0m (0)	1.4m (0)	2:03.22	29.40s	30.99s
6 Marvellous Mac	7	10.5m	14.8m (1)	14.4m (1)	2:03.54	29.28s	30.30s
8 Keilor Baby Shark	8	11.2m	19.2m (1)	13.6m (2)	2:03.60	28.89s	30.42s

Finish Position and metres gained

First Arrow shows distance gain/loss from 2nd Qtr to 3rd Qtr,
Second Arrow shows distance gain/loss from 3rd Qtr to Finish
Blue arrow indicates best gain in these quarters.



800

Visual positions in race at 2nd Quarter



400

Visual positions in race at 3rd Quarter



Powered by



Harness Analyser

Sectional Analysis Software

Not just form | Free Trial

www.facebook.com/PJHarnessRacing



RISE Digital, Harness Racing Australia nor the provider accepts any responsibility for the completeness or accuracy of any of the information contained herein, and makes no representations about its suitability for any particular purpose. Users should make their own judgements about those matters and/or seek independent advice. You assume all risks associated with use of data provided on this page

Parkes Race 5 Distance 1660m

Saturday, 19 April 2025




Gross Time: 2:03.50 MileRate: 1:59.80 LeadTime: 4.30s First Qtr: 27.50s Second Qtr: 29.60s Third Qtr: 30.30s Fourth Qtr: 31.80s

DATA TABLE: 800 / 400 Posi's are position from leader and (how wide the horse was at that position)

No	Horse	Plc	Mar	800 Posi	400 Posi	Time	3rd Qtr	4th Qt
2	She The Devil	1	0.0m	0.0m (0)	0.0m (0)	2:03.50	30.30s	31.80s
10	Always Adorned	2	0.8m	15.4m (1)	4.8m (1)	2:03.57	29.49s	31.48s
4	Shes Some Lexy	3	3.3m	23.2m (1)	12.2m (2)	2:03.77	29.47s	31.10s
1	Celebrity Cruise	4	10.6m	4.2m (0)	4.8m (0)	2:04.38	30.34s	32.26s
9	Major Ark	5	14.2m	34.4m (1)	22.0m (2)	2:04.68	29.36s	31.18s
3	Yarraman Kaylou	6	15.8m	22.2m (0)	22.2m (1)	2:04.81	30.31s	31.29s
6	Tulhurst Toot Toot	7	21.6m	8.6m (0)	9.6m (0)	2:05.29	30.35s	32.75s
5	Rusty Dancer	8	28.4m	7.8m (1)	12.4m (1)	2:05.86	30.63s	33.06s
8	Cerise Rainbow	9	77.9m	50.0m (0)	58.0m (0)	2:09.97	30.88s	33.37s
7	Erminnie Quince	10	80.4m	16.6m (0)	26.4m (0)	2:10.18	30.96s	36.07s

Finish Position and metres gained

First Arrow shows distance gain/loss from 2nd Qtr to 3rd Qtr,
Second Arrow shows distance gain/loss from 3rd Qtr to Finish
Blue arrow indicates best gain in these quarters.



Parkes Race 6 Distance 1660m

Saturday, 19 April 2025


Gross Time: 2:05.00 MileRate: 2:01.20 LeadTime: 3.80s First Qtr: 29.40s Second Qtr: 31.10s Third Qtr: 29.20s Fourth Qtr: 31.50s

DATA TABLE: 800 / 400 Posi's are position from leader and (how wide the horse was at that position)

No	Horse	Plc	Mar	800 Posi	400 Posi	Time	3rd Qtr	4th Qt
2	Peaksart	1	0.0m	4.8m (0)	7.4m (0)	2:05.00	29.42s	30.92s
5	Dusty Muster	2	1.0m	0.0m (0)	0.0m (0)	2:05.08	29.20s	31.58s
7	Karinya Max	3	8.5m	9.0m (0)	12.2m (0)	2:05.70	29.45s	31.21s
9	Ideal Tao	4	11.3m	19.6m (1)	23.2m (1)	2:05.93	29.51s	30.57s
6	Mittys Three Aces	5	12.7m	14.0m (0)	17.2m (1)	2:06.05	29.45s	31.15s
4	Matterson Express	6	15.4m	11.4m (1)	10.0m (2)	2:06.27	29.08s	31.92s
3	Doing	7	16.2m	6.4m (1)	10.4m (1)	2:06.33	29.49s	31.95s
8	Andrew Swagger	8	17.2m	15.6m (1)	15.8m (2)	2:06.42	29.21s	31.61s
10	Milliondollar Kiss	9	20.2m	1.6m (1)	6.0m (1)	2:06.66	29.49s	32.61s

Finish Position and metres gained

First Arrow shows distance gain/loss from 2nd Qtr to 3rd Qtr,
Second Arrow shows distance gain/loss from 3rd Qtr to Finish
Blue arrow indicates best gain in these quarters.



Visual positions in race at 2nd Quarter



Visual positions in race at 3rd Quarter

Parkes Race 7 Distance 1660m

Saturday, 19 April 2025


Gross Time: 2:07.60 MileRate: 2:03.70 LeadTime: 3.80s First Qtr: 30.90s Second Qtr: 32.30s Third Qtr: 30.60s Fourth Qtr: 30.00s

DATA TABLE: 800 / 400 Posi's are position from leader and (how wide the horse was at that position)

No	Horse	Plc	Mar	800 Posi	400 Posi	Time	3rd Qtr	4th Qt
6	I Have Faith	1	0.0m	6.2m (1)	5.0m (1)	2:07.60	30.51s	29.63s
10	Lucky In America	1	0.0m	1.6m (1)	0.0m (1)	2:07.60	30.48s	30.00s
5	Ultimate Cookie	3	5.2m	12.6m (0)	12.6m (1)	2:08.01	30.59s	29.45s
8	Belle Of Belmont	4	7.7m	15.6m (1)	11.4m (3)	2:08.21	30.28s	29.72s
2	Irish Speed	5	9.6m	4.2m (0)	6.4m (0)	2:08.35	30.77s	30.24s
9	Excuse To Collect	6	17.2m	8.4m (0)	10.4m (0)	2:08.95	30.76s	30.51s
4	Turn Out The Light	7	20.2m	11.2m (1)	10.2m (2)	2:09.19	30.53s	30.75s
7	Colensjoy	8	20.8m	19.6m (1)	15.8m (2)	2:09.23	30.32s	30.37s
3	Mammals Reason	9	26.3m	0.0m (0)	1.4m (0)	2:09.67	30.72s	31.86s

Finish Position and metres gained

First Arrow shows distance gain/loss from 2nd Qtr to 3rd Qtr,
Second Arrow shows distance gain/loss from 3rd Qtr to Finish
Blue arrow indicates best gain in these quarters.



800

Visual positions in race at 2nd Quarter



400

Visual positions in race at 3rd Quarter



Powered by



Harness Analyser

Sectional Analysis Software

Not just form | Free Trial

www.facebook.com/PJHarnessRacing



RISE Digital, Harness Racing Australia nor the provider accepts any responsibility for the completeness or accuracy of any of the information contained herein, and makes no representations about its suitability for any particular purpose. Users should make their own judgements about those matters and/or seek independent advice. You assume all risks associated with use of data provided on this page

Parkes Race 8 Distance 1660m

Saturday, 19 April 2025


Gross Time: 2:06.40 MileRate: 2:02.60 LeadTime: 3.80s First Qtr: 30.00s Second Qtr: 32.10s Third Qtr: 30.30s Fourth Qtr: 30.20s

DATA TABLE: 800 / 400 Posi's are position from leader and (how wide the horse was at that position)

NoHorse	Plc	Mar	800 Posi	400 Posi	Time	3rd Qtr	4th Qt
4 Ultimate Equus	1	0.0m	0.0m (0)	0.0m (0)	2:06.40	30.30s	30.20s
8 Vinygetsachance	2	7.0m	3.0m (1)	2.2m (1)	2:06.95	30.24s	30.56s
1 Grant For Lexy	3	7.1m	4.0m (0)	5.0m (0)	2:06.96	30.38s	30.36s
7 Pad Thai	4	7.9m	8.0m (0)	10.4m (0)	2:07.02	30.48s	30.01s
5 Sergeant Pee Jay	5	9.1m	15.0m (1)	15.8m (1)	2:07.12	30.36s	29.70s
3 Heskoalatee	6	12.6m	12.8m (0)	15.6m (0)	2:07.40	30.51s	29.97s
2 Monster Mint	7	15.5m	11.0m (1)	11.0m (1)	2:07.63	30.30s	30.54s
9 Cam I Am	8	17.4m	18.4m (0)	20.4m (0)	2:07.78	30.45s	29.97s
6 Rockin Sweet	9	19.5m	7.0m (1)	6.4m (1)	2:07.94	30.26s	31.18s
10 Yannick Gee	10	20.3m	19.6m (1)	20.0m (1)	2:08.01	30.33s	30.22s

Finish Position and metres gained

First Arrow shows distance gain/loss from 2nd Qtr to 3rd Qtr,
Second Arrow shows distance gain/loss from 3rd Qtr to Finish
Blue arrow indicates best gain in these quarters.



800

Visual positions in race at 2nd Quarter



400

Visual positions in race at 3rd Quarter



Powered by



Harness Analyser

Sectional Analysis Software

Not just form | Free Trial

www.facebook.com/PJHarnessRacing



RISE Digital, Harness Racing Australia nor the provider accepts any responsibility for the completeness or accuracy of any of the information contained herein, and makes no representations about its suitability for any particular purpose. Users should make their own judgements about those matters and/or seek independent advice. You assume all risks associated with use of data provided on this page

Parkes Race 9 Distance 1660m

Saturday, 19 April 2025


Gross Time: 2:06.10 MileRate: 2:02.20 LeadTime: 3.60s First Qtr: 30.30s Second Qtr: 32.40s Third Qtr: 30.80s Fourth Qtr: 29.00s

DATA TABLE: 800 / 400 Posi's are position from leader and (how wide the horse was at that position)

No	Horse	Plc	Mar	800 Posi	400 Posi	Time	3rd Qtr	4th Qt
7	Chillax	1	0.0m	17.0m (1)	7.0m (2)	2:06.10	30.04s	28.50s
3	Whataboutbronson	2	0.8m	0.0m (0)	0.0m (0)	2:06.16	30.80s	29.06s
4	Midnight Terror	3	3.3m	4.4m (0)	4.0m (0)	2:06.35	30.77s	28.95s
9	Irk McGlurk	4	18.2m	21.4m (1)	13.2m (2)	2:07.48	30.20s	29.36s
10	Glemelly Beach	5	20.5m	4.6m (1)	3.4m (1)	2:07.66	30.75s	30.23s
2	Ingermarla	6	22.7m	12.8m (1)	13.2m (1)	2:07.83	30.85s	29.68s
5	Preacher Quince	7	22.7m	17.2m (0)	18.2m (1)	2:07.83	30.88s	29.32s
6	Caribbean Pat	8	25.1m	8.6m (1)	7.6m (1)	2:08.01	30.76s	30.26s
8	Josey Mint	9	27.3m	13.0m (0)	15.6m (0)	2:08.18	31.02s	29.84s
1	Gulmarg	10	28.8m	8.8m (0)	10.4m (0)	2:08.29	30.96s	30.33s

Finish Position and metres gained

First Arrow shows distance gain/loss from 2nd Qtr to 3rd Qtr, Second Arrow shows distance gain/loss from 3rd Qtr to Finish Blue arrow indicates best gain in these quarters.



800

Visual positions in race at 2nd Quarter



400

Visual positions in race at 3rd Quarter



Powered by



Harness Analyser

Sectional Analysis Software

Not just form | Free Trial

www.facebook.com/PJHarnessRacing



RISE Digital, Harness Racing Australia nor the provider accepts any responsibility for the completeness or accuracy of any of the information contained herein, and makes no representations about its suitability for any particular purpose. Users should make their own judgements about those matters and/or seek independent advice. You assume all risks associated with use of data provided on this page