

Wagga Riverina Race 1 Distance 1740m

Saturday, 19 April 2025

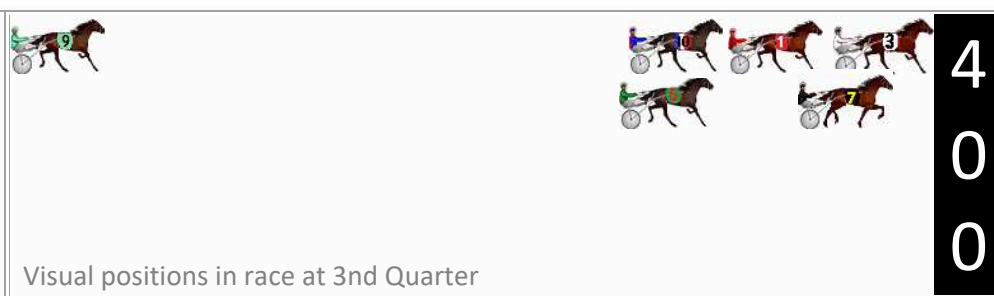
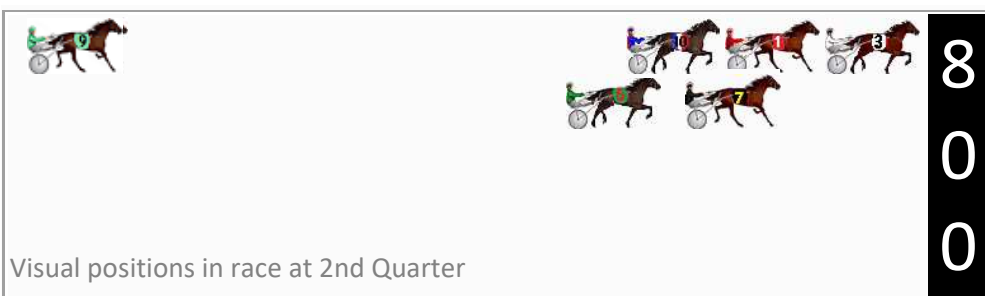
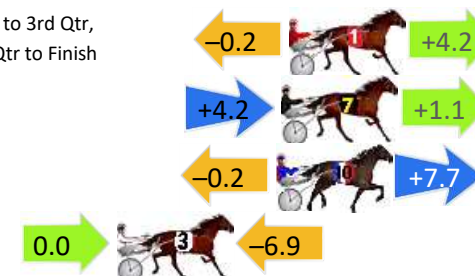
Gross Time: 2:03.60 MileRate: 1:54.30 LeadTime: 8.70s First Qtr: 27.70s Second Qtr: 29.10s Third Qtr: 28.80s Fourth Qtr: 29.30s

DATA TABLE: 800 / 400 Posi's are position from leader and (how wide the horse was at that position)

No	Horse	Plc	Mar	800 Posi	400 Posi	Time	3rd Qtr	4th Qt
1	Dee Terror	1	0.0m	4.0m (0)	4.2m (0)	2:03.60	28.82s	28.99s
7	Hes A Terror	2	0.3m	5.6m (1)	1.4m (1)	2:03.62	28.50s	29.22s
10	Scottie Mach	3	0.5m	8.0m (0)	8.2m (0)	2:03.64	28.82s	28.74s
3	Backwards First	4	6.9m	0.0m (0)	0.0m (0)	2:04.13	28.80s	29.80s
6	Jilliby Ryder	5	45.5m	10.4m (1)	8.6m (1)	2:07.10	28.65s	31.99s
9	Louis The Legend	6	68.2m	45.0m (0)	55.0m (0)	2:08.84	29.51s	30.26s
5	Hudson River	7	70.5m	50.0m (0)	60.0m (0)	2:09.02	29.52s	30.06s
4	Village Area	8	185.3m	80.0m (0)	100.0m (0)	2:17.84	30.19s	35.51s
8	Trouble In Heaven	9	188.5m	90.0m (0)	140.0m (0)	2:18.08	32.38s	32.83s
2	Fresh Prince	10	197.2m	100.0m (0)	155.0m (0)	2:18.75	32.75s	32.37s

Finish Position and metres gained

First Arrow shows distance gain/loss from 2nd Qtr to 3rd Qtr, Second Arrow shows distance gain/loss from 3rd Qtr to Finish
Blue arrow indicates best gain in these quarters.



Wagga Riverina Race 2 Distance 1740m

Saturday, 19 April 2025

Gross Time: 2:03.50 MileRate: 1:54.20 LeadTime: 8.70s First Qtr: 29.80s Second Qtr: 29.20s Third Qtr: 27.80s Fourth Qtr: 28.00s

DATA TABLE: 800 / 400 Posi's are position from leader and (how wide the horse was at that position)

NoHorse	Plc	Mar	800 Posi	400 Posi	Time	3rd Qtr	4th Qt
3 Unchainmyart	1	0.0m	5.2m (0)	5.2m (0)	2:03.50	27.80s	27.64s
1 The Texas Ranger	2	3.2m	10.8m (0)	10.4m (0)	2:03.74	27.77s	27.50s
9 Treacherous Belle	3	4.6m	2.8m (1)	1.4m (1)	2:03.84	27.70s	28.22s
7 She Haunts Em	4	7.4m	18.2m (1)	17.8m (1)	2:04.04	27.77s	27.28s
2 Fe Fe On Fire	5	11.9m	16.0m (0)	14.8m (0)	2:04.38	27.72s	27.80s
8 Our Rebel Yell	6	12.6m	8.0m (1)	8.2m (1)	2:04.43	27.81s	28.31s
5 Wamboyneinamerica	7	12.8m	0.0m (0)	0.0m (0)	2:04.44	27.80s	28.89s
10 Shes A Warrawee	8	15.7m	23.6m (1)	21.2m (2)	2:04.66	27.63s	27.62s
4 Ottos Wealth	9	17.1m	13.6m (1)	13.0m (1)	2:04.76	27.76s	28.29s

Finish Position and metres gained

First Arrow shows distance gain/loss from 2nd Qtr to 3rd Qtr,
Second Arrow shows distance gain/loss from 3rd Qtr to Finish
Blue arrow indicates best gain in these quarters.



Visual positions in race at 2nd Quarter



Visual positions in race at 3rd Quarter

Wagga Riverina Race 3 Distance 1740m

Saturday, 19 April 2025


Gross Time: 2:02.50 MileRate: 1:53.30 LeadTime: 8.70s First Qtr: 30.30s Second Qtr: 28.70s Third Qtr: 27.50s Fourth Qtr: 27.30s

DATA TABLE: 800 / 400 Posi's are position from leader and (how wide the horse was at that position)

No	Horse	Plc	Mar	800 Posi	400 Posi	Time	3rd Qtr	4th Qt
10	Springfield Amore	1	0.0m	0.0m (0)	0.0m (0)	2:02.50	27.50s	27.30s
6	My Bula Bus	2	11.3m	9.6m (1)	8.6m (1)	2:03.31	27.43s	27.48s
2	Wipeout	3	15.3m	4.2m (0)	5.2m (0)	2:03.60	27.57s	27.99s
9	Messerati	4	15.6m	17.2m (0)	18.4m (1)	2:03.62	27.58s	27.11s
7	My Ultimate Skeeta	5	21.5m	14.0m (1)	14.2m (1)	2:04.05	27.52s	27.80s
1	Uncle Jay	6	24.2m	12.8m (0)	14.8m (0)	2:04.24	27.64s	27.94s
3	Major Allegiance	7	28.6m	8.2m (0)	10.6m (0)	2:04.56	27.67s	28.52s
5	Bonny My Boy	8	30.8m	21.4m (0)	23.8m (0)	2:04.71	27.67s	27.78s
4	Notsokool	9	31.3m	23.4m (1)	22.2m (3)	2:04.75	27.42s	27.92s
8	Keayang Blue Jeans	10	36.0m	19.0m (1)	18.8m (2)	2:05.09	27.49s	28.47s


Finish Position and metres gained

First Arrow shows distance gain/loss from 2nd Qtr to 3rd Qtr,
Second Arrow shows distance gain/loss from 3rd Qtr to Finish
Blue arrow indicates best gain in these quarters.



800

Visual positions in race at 2nd Quarter



400

Visual positions in race at 3rd Quarter



Powered by



Harness Analyser

Sectional Analysis Software

Not just form | Free Trial

www.facebook.com/PJHarnessRacing



RISE Digital, Harness Racing Australia nor the provider accepts any responsibility for the completeness or accuracy of any of the information contained herein, and makes no representations about its suitability for any particular purpose. Users should make their own judgements about those matters and/or seek independent advice. You assume all risks associated with use of data provided on this page

Wagga Riverina Race 4 Distance 2270m

Saturday, 19 April 2025


Gross Time: 2:42.80 MileRate: 1:55.40 LeadTime: 48.20s First Qtr: 30.20s Second Qtr: 28.90s Third Qtr: 27.50s Fourth Qtr: 28.00s

DATA TABLE: 800 / 400 Posi's are position from leader and (how wide the horse was at that position)

No	Horse	Plc	Mar	800 Posi	400 Posi	Time	3rd Qtr	4th Qt
11	Boom	1	0.0m	13.6m (1)	12.4m (2)	2:42.80	27.42s	27.14s
5	Big Bad Ossie	2	1.2m	5.8m (1)	4.8m (1)	2:42.89	27.43s	27.75s
10	Captains Catch	3	2.1m	17.6m (1)	17.0m (2)	2:42.95	27.47s	26.96s
3	Carlo Gambino	4	4.5m	8.4m (0)	9.6m (0)	2:43.13	27.59s	27.64s
9	Speculating	5	5.2m	4.2m (0)	5.4m (0)	2:43.18	27.58s	27.99s
7	Reset The Bar	6	7.0m	1.8m (1)	0.8m (1)	2:43.32	27.43s	28.43s
1	Catchafire	7	7.2m	0.0m (0)	0.0m (0)	2:43.33	27.50s	28.50s
4	More Gooda	8	10.3m	9.6m (1)	8.8m (1)	2:43.56	27.44s	28.10s
8	Diamond Eclipse	9	13.2m	22.0m (1)	23.6m (1)	2:43.77	27.62s	27.28s

Finish Position and metres gained

First Arrow shows distance gain/loss from 2nd Qtr to 3rd Qtr, Second Arrow shows distance gain/loss from 3rd Qtr to Finish
Blue arrow indicates best gain in these quarters.



800

Visual positions in race at 2nd Quarter



400

Visual positions in race at 3rd Quarter



Powered by



Harness Analyser

Sectional Analysis Software

Not just form | Free Trial

www.facebook.com/PJHarnessRacing



RISE Digital, Harness Racing Australia nor the provider accepts any responsibility for the completeness or accuracy of any of the information contained herein, and makes no representations about its suitability for any particular purpose. Users should make their own judgements about those matters and/or seek independent advice. You assume all risks associated with use of data provided on this page

Wagga Riverina Race 5 Distance 2270m

Saturday, 19 April 2025


Gross Time: 2:42.20 MileRate: 1:55.00 LeadTime: 47.00s First Qtr: 29.60s Second Qtr: 30.60s Third Qtr: 28.70s Fourth Qtr: 26.30s

DATA TABLE: 800 / 400 Posi's are position from leader and (how wide the horse was at that position)

No	Horse	Plc	Mar	800 Posi	400 Posi	Time	3rd Qtr	4th Qt
11	Eye Keep Smiling	1	0.0m	0.0m (0)	0.0m (0)	2:42.20	28.70s	26.30s
7	Ever Art	2	7.8m	4.0m (0)	4.4m (0)	2:42.74	28.74s	26.52s
10	Lux Aeterna	3	17.2m	3.4m (1)	2.8m (1)	2:43.39	28.70s	27.24s
4	Platinum Jewel	4	23.0m	11.4m (1)	15.0m (1)	2:43.80	28.97s	26.82s
9	Windy Hill Tara	5	23.9m	15.2m (1)	19.2m (1)	2:43.86	28.99s	26.61s
5	Tallulah Lee	6	30.4m	7.4m (1)	8.6m (1)	2:44.31	28.85s	27.73s
3	Alwaysbminnie	7	33.1m	12.2m (0)	18.6m (0)	2:44.50	29.18s	27.25s
2	Aromet Girl	8	49.5m	8.0m (0)	14.2m (0)	2:45.63	29.23s	28.61s
1	Bettors Moon	9	57.6m	16.6m (0)	25.8m (0)	2:46.20	29.42s	28.38s
8	Moth Hunter	10	80.9m	19.4m (1)	20.6m (2)	2:47.81	28.96s	30.24s

Finish Position and metres gained

First Arrow shows distance gain/loss from 2nd Qtr to 3rd Qtr,
Second Arrow shows distance gain/loss from 3rd Qtr to Finish
Blue arrow indicates best gain in these quarters.



800

Visual positions in race at 2nd Quarter



400

Visual positions in race at 3rd Quarter



Powered by



Harness Analyser

Sectional Analysis Software

Not just form | Free Trial

www.facebook.com/PJHarnessRacing



RISE Digital, Harness Racing Australia nor the provider accepts any responsibility for the completeness or accuracy of any of the information contained herein, and makes no representations about its suitability for any particular purpose. Users should make their own judgements about those matters and/or seek independent advice. You assume all risks associated with use of data provided on this page

Wagga Riverina Race 6 Distance 2270m

Saturday, 19 April 2025



Gross Time: 2:40.10 MileRate: 1:53.50 LeadTime: 45.00s First Qtr: 30.00s Second Qtr: 28.80s Third Qtr: 27.90s Fourth Qtr: 28.40s

DATA TABLE: 800 / 400 Posi's are position from leader and (how wide the horse was at that position)

No	Horse	Plc	Mar	800 Posi	400 Posi	Time	3rd Qtr	4th Qt
13	Captain Hammerhead	1	0.0m	0.0m (0)	0.0m (0)	2:40.10	27.90s	28.40s
3	Sweetheart Bart	2	5.3m	17.8m (1)	1.0m (1)	2:40.50	26.72s	28.70s
10	I Break The Line	3	6.4m	28.6m (1)	12.4m (3)	2:40.58	26.77s	27.98s
9	Soho Spectre	4	15.8m	4.2m (0)	6.4m (0)	2:41.28	28.05s	29.06s
11	Dashing	5	17.9m	9.2m (0)	10.4m (0)	2:41.44	27.98s	28.93s
1	Alta William	6	18.2m	26.8m (0)	21.6m (0)	2:41.46	27.54s	28.16s
2	Horn Player	7	18.2m	28.4m (2)	14.2m (1)	2:41.46	26.90s	28.68s
5	Our Goat	8	19.0m	22.6m (1)	6.6m (1)	2:41.52	26.77s	29.28s
6	Itzmineontheline	9	26.6m	23.0m (2)	9.8m (2)	2:42.08	26.97s	29.59s
12	Montalbano	10	30.7m	13.6m (1)	16.2m (0)	2:42.39	28.07s	29.42s
8	Bainbridge	11	50.0m	18.8m (0)	17.6m (2)	2:43.83	27.80s	30.69s
14	Nyack	12	325.7m	14.8m (0)	180.0m (0)	3:04.40	39.37s	38.69s

Finish Position and metres gained

First Arrow shows distance gain/loss from 2nd Qtr to 3rd Qtr,
Second Arrow shows distance gain/loss from 3rd Qtr to Finish
Blue arrow indicates best gain in these quarters.



Wagga Riverina Race 7 Distance 1740m

Saturday, 19 April 2025

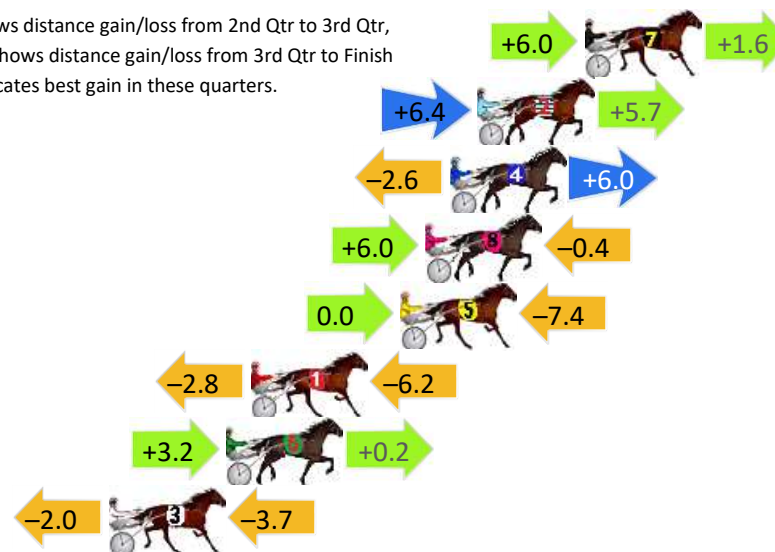
Gross Time: 2:03.30 MileRate: 1:54.00 LeadTime: 8.60s First Qtr: 28.60s Second Qtr: 29.90s Third Qtr: 28.80s Fourth Qtr: 27.40s

DATA TABLE: 800 / 400 Posi's are position from leader and (how wide the horse was at that position)

NoHorse	Plc	Mar	800 Posi	400 Posi	Time	3rd Qtr	4th Qt
7 Missaudacious	1	0.0m	7.6m (1)	1.6m (1)	2:03.30	28.38s	27.29s
2 Precise	2	4.3m	16.4m (1)	10.0m (1)	2:03.61	28.34s	27.01s
4 Salero	3	5.4m	8.8m (0)	11.4m (0)	2:03.69	28.97s	26.99s
8 Harperville	4	6.4m	12.0m (1)	6.0m (1)	2:03.76	28.38s	27.43s
5 Melfield Soryt	5	7.4m	0.0m (0)	0.0m (0)	2:03.83	28.81s	27.90s
1 Luvtoo	6	13.4m	4.4m (0)	7.2m (0)	2:04.27	29.01s	27.82s
6 The Talk	7	14.4m	17.8m (0)	14.6m (1)	2:04.34	28.58s	27.39s
3 Alabama Lioness	8	19.1m	13.4m (0)	15.4m (0)	2:04.68	28.95s	27.65s

Finish Position and metres gained

First Arrow shows distance gain/loss from 2nd Qtr to 3rd Qtr,
Second Arrow shows distance gain/loss from 3rd Qtr to Finish
Blue arrow indicates best gain in these quarters.



800

Visual positions in race at 2nd Quarter



400

Visual positions in race at 3rd Quarter



Powered by



Harness Analyser

Sectional Analysis Software

Not just form | Free Trial

www.facebook.com/PJHarnessRacing



RISE Digital, Harness Racing Australia nor the provider accepts any responsibility for the completeness or accuracy of any of the information contained herein, and makes no representations about its suitability for any particular purpose. Users should make their own judgements about those matters and/or seek independent advice. You assume all risks associated with use of data provided on this page

Wagga Riverina Race 8 Distance 1740m

Saturday, 19 April 2025


Gross Time: 2:03.70 MileRate: 1:54.50 LeadTime: 8.50s First Qtr: 29.20s Second Qtr: 28.60s Third Qtr: 28.60s Fourth Qtr: 28.80s

DATA TABLE: 800 / 400 Posi's are position from leader and (how wide the horse was at that position)

No	Horse	Plc	Mar	800 Posi	400 Posi	Time	3rd Qtr	4th Qt
4	Happy Too Ya	1	0.0m	0.2m (0)	0.4m (0)	2:03.70	28.61s	28.77s
2	Beer Money	2	2.6m	0.0m (1)	0.0m (1)	2:03.90	28.60s	28.99s
5	Lachies Delight	3	5.2m	8.8m (1)	9.6m (1)	2:04.09	28.66s	28.48s
6	Braebeach	4	5.8m	4.6m (1)	5.4m (1)	2:04.14	28.66s	28.83s
1	Sheza Bettor Gem	5	7.1m	4.6m (0)	5.4m (0)	2:04.24	28.66s	28.92s
9	The Irishman	6	7.6m	9.4m (0)	10.6m (0)	2:04.27	28.69s	28.59s
3	Thats The Attitude	7	10.6m	13.6m (0)	13.8m (2)	2:04.50	28.62s	28.57s
10	Jumbo Jim	8	17.8m	12.8m (1)	8.6m (2)	2:05.05	28.30s	29.46s
7	Shoobees Charm	9	27.4m	17.4m (1)	7.2m (3)	2:05.77	27.87s	30.25s


Finish Position and metres gained

First Arrow shows distance gain/loss from 2nd Qtr to 3rd Qtr,
Second Arrow shows distance gain/loss from 3rd Qtr to Finish
Blue arrow indicates best gain in these quarters.



800

Visual positions in race at 2nd Quarter



400

Visual positions in race at 3rd Quarter

Wagga Riverina Race 9 Distance 1740m

Saturday, 19 April 2025


Gross Time: 2:05.90 MileRate: 1:56.40 LeadTime: 8.80s First Qtr: 28.90s Second Qtr: 30.80s Third Qtr: 29.10s Fourth Qtr: 28.30s

DATA TABLE: 800 / 400 Posi's are position from leader and (how wide the horse was at that position)

NoHorse	Plc	Mar	800 Posi	400 Posi	Time	3rd Qtr	4th Qt
8 Papenhuyzen	1	0.0m	2.6m (1)	0.0m (1)	2:05.90	28.91s	28.30s
5 Nice Won Gary	2	0.6m	6.6m (1)	5.0m (1)	2:05.94	28.98s	27.99s
3 Maryville Alfie	3	8.6m	0.0m (0)	0.2m (0)	2:06.54	29.12s	28.89s
4 Just Lika Dream	4	14.2m	4.4m (0)	5.2m (0)	2:06.96	29.17s	28.93s
9 Spread The Fear	5	14.6m	16.8m (0)	20.0m (0)	2:06.99	29.32s	27.92s
7 Stipulating	6	15.2m	11.0m (1)	11.0m (2)	2:07.03	29.10s	28.60s
2 Jungle Shark	7	18.0m	8.4m (0)	9.4m (1)	2:07.24	29.18s	28.91s
6 Tinnysmedad	8	25.6m	15.4m (1)	18.6m (1)	2:07.80	29.34s	28.79s
1 Got Forgot That	9	26.3m	12.6m (0)	15.6m (0)	2:07.86	29.32s	29.05s

Finish Position and metres gained

First Arrow shows distance gain/loss from 2nd Qtr to 3rd Qtr,
Second Arrow shows distance gain/loss from 3rd Qtr to Finish
Blue arrow indicates best gain in these quarters.



800

Visual positions in race at 2nd Quarter



400

Visual positions in race at 3rd Quarter



Powered by



Harness Analyser

Sectional Analysis Software

Not just form | Free Trial

www.facebook.com/PJHarnessRacing



RISE Digital, Harness Racing Australia nor the provider accepts any responsibility for the completeness or accuracy of any of the information contained herein, and makes no representations about its suitability for any particular purpose. Users should make their own judgements about those matters and/or seek independent advice. You assume all risks associated with use of data provided on this page