

Narrabri Race 1 Distance 1760m

Sunday, 20 April 2025


Gross Time: 2:11.10 MileRate: 1:59.90 LeadTime: 10.80s First Qtr: 31.20s Second Qtr: 29.60s Third Qtr: 28.80s Fourth Qtr: 30.70s

DATA TABLE: 800 / 400 Posi's are position from leader and (how wide the horse was at that position)

No	Horse	Plc	Mar	800 Posi	400 Posi	Time	3rd Qtr	4th Qt
2	Tough Talks	1	0.0m	17.0m (1)	20.0m (1)	2:11.10	29.07s	29.17s
1	Frozen Jewel	2	4.8m	0.0m (0)	0.0m (0)	2:11.49	28.79s	31.07s
4	Macs Tomado	3	9.8m	4.0m (0)	4.6m (0)	2:11.89	28.83s	31.10s
5	Iamnopet	4	18.1m	12.0m (1)	16.0m (1)	2:12.55	29.09s	30.86s
6	Midas Shannon	5	18.9m	25.8m (1)	29.6m (2)	2:12.62	29.11s	29.88s
8	Agent Callan	6	23.1m	21.4m (1)	25.2m (2)	2:12.96	29.09s	30.54s
10	Booker Bay	7	24.6m	30.0m (1)	34.0m (2)	2:13.08	29.12s	29.98s
9	Safe Jewels	8	25.0m	16.2m (0)	24.2m (0)	2:13.11	29.39s	30.76s
3	Montana Nights	9	25.8m	20.2m (0)	27.8m (1)	2:13.17	29.37s	30.55s
7	Sweet Sunshine	10	28.4m	12.2m (0)	20.2m (0)	2:13.38	29.37s	31.33s

Finish Position and metres gained

First Arrow shows distance gain/loss from 2nd Qtr to 3rd Qtr,
Second Arrow shows distance gain/loss from 3rd Qtr to Finish
Blue arrow indicates best gain in these quarters.



800



400

Narrabri Race 2 Distance 1760m

Sunday, 20 April 2025


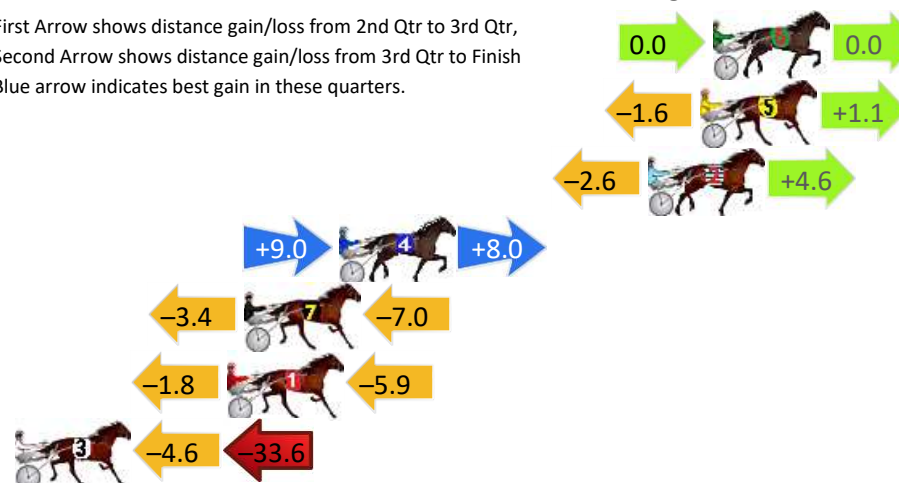
Gross Time: 2:10.70 MileRate: 1:59.50 LeadTime: 10.00s First Qtr: 29.00s Second Qtr: 30.90s Third Qtr: 30.20s Fourth Qtr: 30.60s

DATA TABLE: 800 / 400 Posi's are position from leader and (how wide the horse was at that position)

NoHorse	Plc	Mar	800 Posi	400 Posi	Time	3rd Qtr	4th Qt
6 Ultimate Empire	1	0.0m	0.0m (1)	0.0m (1)	2:10.70	30.20s	30.60s
5 Betabro	2	0.5m	0.0m (0)	1.6m (0)	2:10.74	30.32s	30.52s
2 Ellie Rippin	3	2.6m	4.6m (0)	7.2m (0)	2:10.91	30.40s	30.25s
4 My Ultimate Hugo	4	15.0m	32.0m (0)	23.0m (0)	2:11.90	29.52s	29.99s
7 The African Queen	5	18.8m	8.4m (1)	11.8m (2)	2:12.21	30.45s	31.13s
1 Heavenly Turbo	6	19.5m	11.8m (0)	13.6m (0)	2:12.26	30.33s	31.05s
3 Phar Lume	7	42.6m	4.4m (1)	9.0m (1)	2:14.11	30.53s	33.16s

Finish Position and metres gained

First Arrow shows distance gain/loss from 2nd Qtr to 3rd Qtr,
Second Arrow shows distance gain/loss from 3rd Qtr to Finish
Blue arrow indicates best gain in these quarters.



Narrabri Race 3 Distance 1760m

Sunday, 20 April 2025



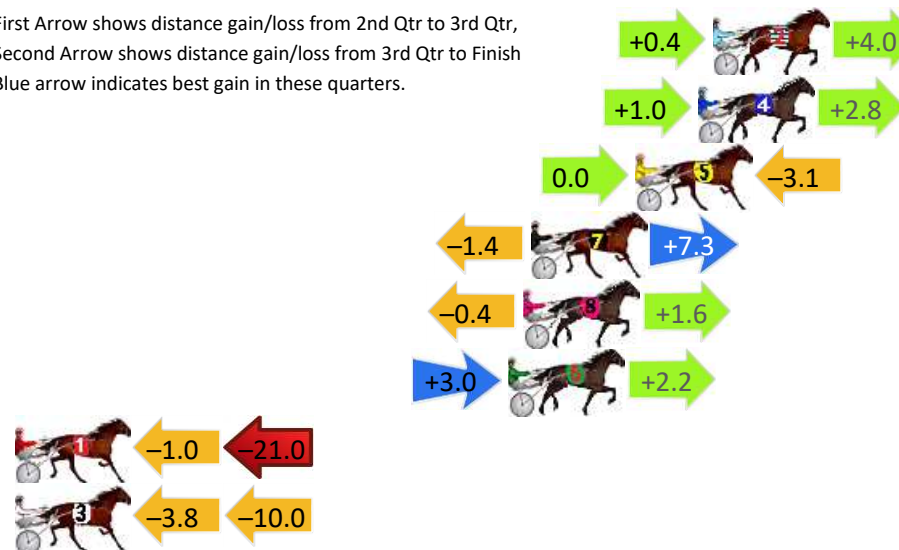
Gross Time: 2:10.80 MileRate: 1:59.60 LeadTime: 9.20s First Qtr: 31.60s Second Qtr: 31.80s Third Qtr: 29.90s Fourth Qtr: 28.30s

DATA TABLE: 800 / 400 Posi's are position from leader and (how wide the horse was at that position)

NoHorse	Plc	Mar	800 Posi	400 Posi	Time	3rd Qtr	4th Qt
2 Limousine Tommy	1	0.0m	4.4m (0)	4.0m (0)	2:10.80	29.86s	28.02s
4 Cinnamon	2	0.6m	4.4m (1)	3.4m (1)	2:10.84	29.82s	28.10s
5 Dancin With Lush	3	3.1m	0.0m (0)	0.0m (0)	2:11.03	29.91s	28.52s
7 Oak Ridge	4	7.3m	13.2m (0)	14.6m (1)	2:11.34	29.99s	27.79s
8 Our Lucille	5	7.6m	8.8m (1)	9.2m (1)	2:11.37	29.93s	28.19s
6 Whens Lunch	6	8.2m	13.4m (1)	10.4m (2)	2:11.41	29.68s	28.15s
1 Fiamore	7	30.6m	8.6m (0)	9.6m (0)	2:13.08	30.01s	29.78s
3 What Again Shannon	8	32.0m	18.2m (1)	22.0m (1)	2:13.18	30.19s	29.00s

Finish Position and metres gained

First Arrow shows distance gain/loss from 2nd Qtr to 3rd Qtr,
Second Arrow shows distance gain/loss from 3rd Qtr to Finish
Blue arrow indicates best gain in these quarters.



Narrabri Race 4 Distance 2160m

Sunday, 20 April 2025

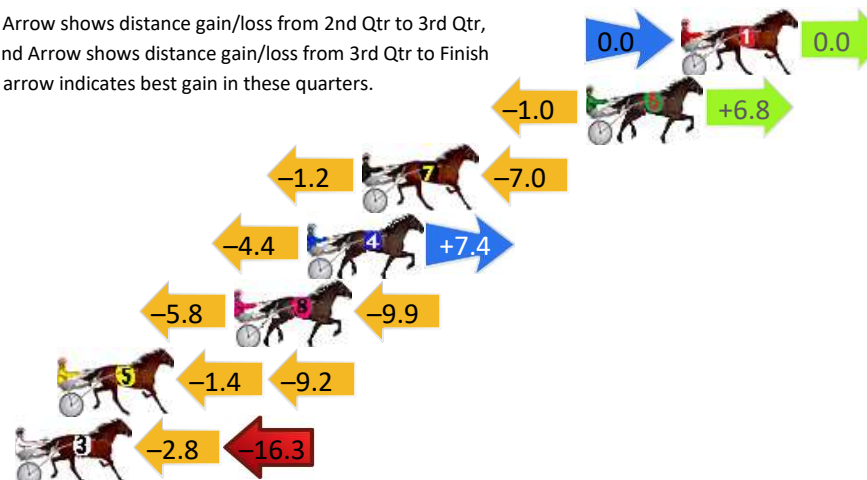
Gross Time: 2:43.30 MileRate: 2:01.70 LeadTime: 42.50s First Qtr: 30.60s Second Qtr: 29.30s Third Qtr: 29.30s Fourth Qtr: 31.60s

DATA TABLE: 800 / 400 Posi's are position from leader and (how wide the horse was at that position)

NoHorse	Plc	Mar	800 Posi	400 Posi	Time	3rd Qtr	4th Qt
1 Otis Rising	1	0.0m	0.0m (0)	0.0m (0)	2:43.30	29.30s	31.60s
6 Be Good Benny	2	3.8m	9.6m (0)	10.6m (0)	2:43.61	29.40s	31.07s
7 Limousine Cheeky	3	12.8m	4.6m (0)	5.8m (0)	2:44.36	29.37s	32.15s
4 Rolamax	4	15.0m	18.0m (1)	22.4m (1)	2:44.54	29.65s	31.02s
8 Ohwhatiwouldgive	5	17.9m	2.2m (1)	8.0m (1)	2:44.78	29.71s	32.38s
5 Katastrophee	6	25.0m	14.4m (0)	15.8m (1)	2:45.36	29.38s	32.32s
3 Zacharooni	7	26.7m	7.6m (1)	10.4m (2)	2:45.50	29.47s	32.88s

Finish Position and metres gained

First Arrow shows distance gain/loss from 2nd Qtr to 3rd Qtr,
Second Arrow shows distance gain/loss from 3rd Qtr to Finish
Blue arrow indicates best gain in these quarters.



800

Visual positions in race at 2nd Quarter



400

Visual positions in race at 3rd Quarter



Powered by



Harness Analyser

Sectional Analysis Software

Not just form | Free Trial

www.facebook.com/PJHarnessRacing



RISE Digital, Harness Racing Australia nor the provider accepts any responsibility for the completeness or accuracy of any of the information contained herein, and makes no representations about its suitability for any particular purpose. Users should make their own judgements about those matters and/or seek independent advice. You assume all risks associated with use of data provided on this page

Narrabri Race 5 Distance 2160m

Sunday, 20 April 2025


Gross Time: 2:41.70 MileRate: 2:00.50 LeadTime: 39.30s First Qtr: 30.20s Second Qtr: 30.50s Third Qtr: 30.00s Fourth Qtr: 31.70s

DATA TABLE: 800 / 400 Posi's are position from leader and (how wide the horse was at that position)

No	Horse	Plc	Mar	800 Posi	400 Posi	Time	3rd Qtr	4th Qt
7	Lucky Beach Boy	1	0.0m	17.2m (0)	20.0m (1)	2:41.70	30.26s	30.12s
9	Rippin Rupert	2	1.0m	1.8m (1)	0.6m (1)	2:41.78	29.91s	31.73s
5	My Rock Moves	3	2.5m	13.0m (1)	7.6m (1)	2:41.91	29.60s	31.30s
2	Justawarrior	4	7.0m	5.4m (0)	4.6m (0)	2:42.28	29.93s	31.89s
4	Reds Good To Go	5	8.2m	9.0m (1)	10.2m (0)	2:42.38	30.10s	31.54s
8	Longnwindingroad	6	8.3m	0.0m (0)	0.0m (0)	2:42.39	29.98s	32.35s
3	Rippin Good Feelin	7	17.4m	17.4m (1)	17.4m (0)	2:43.14	30.00s	31.70s
6	Whiskey Royale	8	27.0m	21.4m (1)	26.4m (1)	2:43.94	30.38s	31.75s
1	Marksman	9	130.6m	12.6m (0)	40.0m (0)	2:52.51	31.91s	38.84s

Finish Position and metres gained

First Arrow shows distance gain/loss from 2nd Qtr to 3rd Qtr,
Second Arrow shows distance gain/loss from 3rd Qtr to Finish
Blue arrow indicates best gain in these quarters.



Visual positions in race at 2nd Quarter



Visual positions in race at 3rd Quarter



Powered by



Harness Analyser

Sectional Analysis Software

Not just form | Free Trial

www.facebook.com/PJHarnessRacing



RISE Digital, Harness Racing Australia nor the provider accepts any responsibility for the completeness or accuracy of any of the information contained herein, and makes no representations about its suitability for any particular purpose. Users should make their own judgements about those matters and/or seek independent advice. You assume all risks associated with use of data provided on this page

Narrabri Race 6 Distance 2160m

Sunday, 20 April 2025

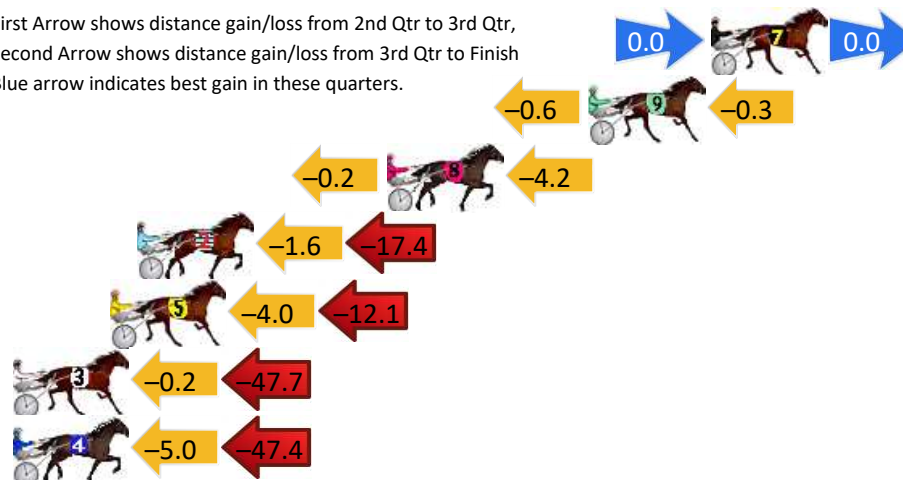
Gross Time: 2:41.90 MileRate: 2:00.60 LeadTime: 40.90s First Qtr: 30.10s Second Qtr: 29.60s Third Qtr: 30.50s Fourth Qtr: 30.80s

DATA TABLE: 800 / 400 Posi's are position from leader and (how wide the horse was at that position)

NoHorse	Plc	Mar	800 Posi	400 Posi	Time	3rd Qtr	4th Qt
7 Rainbow Jet	1	0.0m	0.0m (1)	0.0m (1)	2:41.90	30.50s	30.80s
9 Annie Crocker	2	4.9m	4.0m (1)	4.6m (1)	2:42.29	30.55s	30.82s
8 Cheddar Valley	3	13.0m	8.6m (0)	8.8m (1)	2:42.95	30.51s	31.12s
2 Lookat Mee	4	23.0m	4.0m (0)	5.6m (0)	2:43.75	30.62s	32.13s
5 Gotonebetter	5	24.1m	8.0m (1)	12.0m (2)	2:43.84	30.80s	31.73s
3 Whata Terror	6	47.9m	0.0m (0)	0.2m (0)	2:45.76	30.50s	34.45s
4 Metro Memory	7	66.0m	13.6m (0)	18.6m (0)	2:47.22	30.86s	34.43s

Finish Position and metres gained

First Arrow shows distance gain/loss from 2nd Qtr to 3rd Qtr,
Second Arrow shows distance gain/loss from 3rd Qtr to Finish
Blue arrow indicates best gain in these quarters.



800

Visual positions in race at 2nd Quarter



400

Visual positions in race at 3rd Quarter



Powered by



Harness Analyser

Sectional Analysis Software

Not just form | Free Trial

www.facebook.com/PJHarnessRacing



RISE Digital, Harness Racing Australia nor the provider accepts any responsibility for the completeness or accuracy of any of the information contained herein, and makes no representations about its suitability for any particular purpose. Users should make their own judgements about those matters and/or seek independent advice. You assume all risks associated with use of data provided on this page

Narrabri Race 7 Distance 2560m

Sunday, 20 April 2025

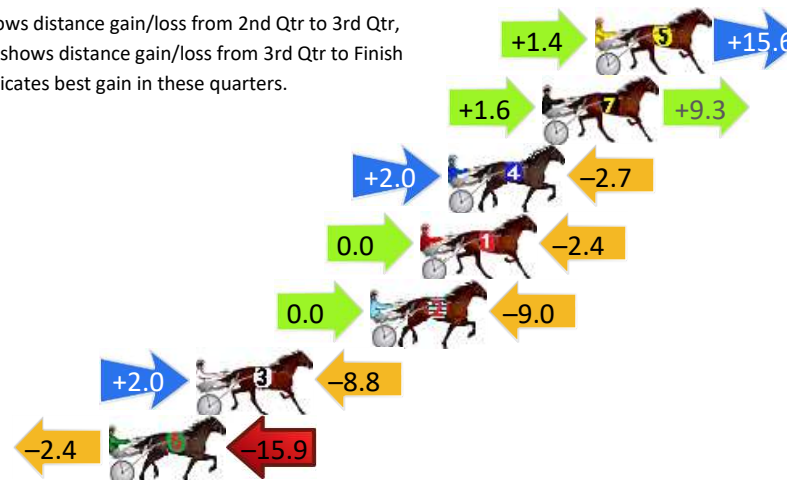
Gross Time: 3:12.00 MileRate: 2:00.70 LeadTime: 70.50s First Qtr: 30.70s Second Qtr: 30.70s Third Qtr: 30.30s Fourth Qtr: 29.80s

DATA TABLE: 800 / 400 Posi's are position from leader and (how wide the horse was at that position)

NoHorse	Plc	Mar	800 Posi	400 Posi	Time	3rd Qtr	4th Qt
5 Fast Tracker	1	0.0m	17.0m (1)	15.6m (1)	3:12.00	30.19s	28.64s
7 Rock Fisherman	2	2.1m	13.0m (1)	11.4m (2)	3:12.16	30.17s	29.11s
4 Superbon	3	5.9m	5.2m (1)	3.2m (2)	3:12.46	30.15s	30.00s
1 Adrenaline Rush	4	7.0m	4.6m (0)	4.6m (0)	3:12.55	30.30s	29.98s
2 Paratrouper	5	9.0m	0.0m (0)	0.0m (0)	3:12.70	30.31s	30.47s
3 Rocket Boy	6	16.0m	9.2m (1)	7.2m (2)	3:13.25	30.16s	30.45s
6 Escalera	7	19.5m	1.2m (1)	3.6m (1)	3:13.52	30.49s	30.98s

Finish Position and metres gained

First Arrow shows distance gain/loss from 2nd Qtr to 3rd Qtr,
Second Arrow shows distance gain/loss from 3rd Qtr to Finish
Blue arrow indicates best gain in these quarters.



800

Visual positions in race at 2nd Quarter



400

Visual positions in race at 3rd Quarter



Powered by



Harness Analyser

Sectional Analysis Software

Not just form | Free Trial

www.facebook.com/PJHarnessRacing



RISE Digital, Harness Racing Australia nor the provider accepts any responsibility for the completeness or accuracy of any of the information contained herein, and makes no representations about its suitability for any particular purpose. Users should make their own judgements about those matters and/or seek independent advice. You assume all risks associated with use of data provided on this page