

Coolamon Race 1 Distance 1760m

Monday, 21 April 2025

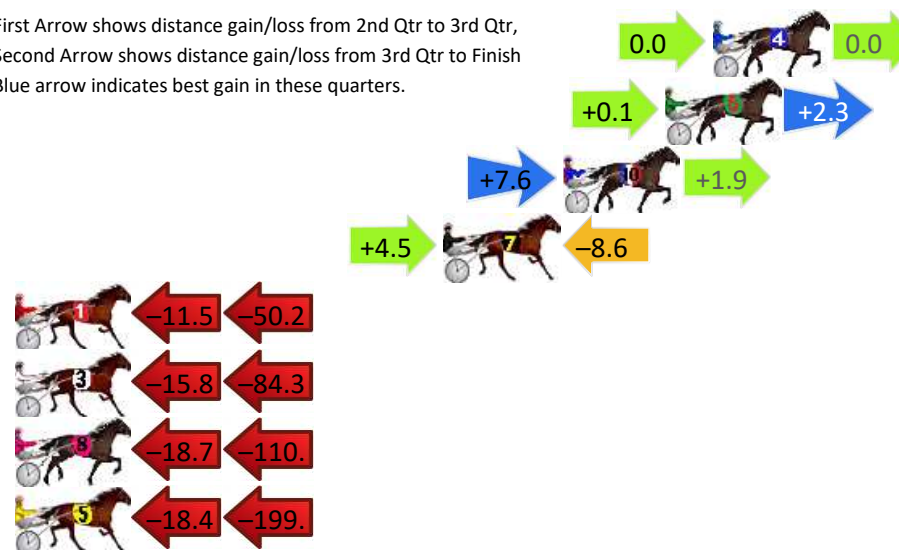
Gross Time: 2:11.50 MileRate: 2:00.20 LeadTime: 9.70s First Qtr: 29.60s Second Qtr: 30.30s Third Qtr: 31.50s Fourth Qtr: 30.40s

DATA TABLE: 800 / 400 Posi's are position from leader and (how wide the horse was at that position)

NoHorse	Plc	Mar	800 Posi	400 Posi	Time	3rd Qtr	4th Qt
4 lamahunter	1	0.0m	0.0m (0)	0.0m (0)	2:11.50	31.50s	30.40s
6 Terragong Swinger	2	1.9m	4.3m (0)	4.2m (0)	2:11.65	31.50s	30.23s
10 Bagley Boy	3	6.0m	15.5m (1)	7.9m (1)	2:11.98	30.94s	30.27s
7 The Ocean Spirit	4	10.8m	6.7m (1)	2.2m (1)	2:12.36	31.16s	31.09s
1 Brobenah Girl	5	71.5m	9.8m (0)	21.3m (0)	2:17.19	32.40s	34.45s
3 Sweet Denial	6	120.4m	20.3m (1)	36.1m (0)	2:21.08	32.75s	37.20s
8 Pinnacle Franco	7	140.6m	11.2m (1)	29.9m (0)	2:22.69	32.95s	39.29s
5 Magic Rock	8	220.7m	2.5m (1)	20.9m (1)	2:29.06	32.92s	46.35s

Finish Position and metres gained

First Arrow shows distance gain/loss from 2nd Qtr to 3rd Qtr,
Second Arrow shows distance gain/loss from 3rd Qtr to Finish
Blue arrow indicates best gain in these quarters.



800

Visual positions in race at 2nd Quarter



400

Visual positions in race at 3rd Quarter



Powered by



Harness Analyser

Sectional Analysis Software

Not just form | Free Trial

www.facebook.com/PJHarnessRacing



RISE Digital, Harness Racing Australia nor the provider accepts any responsibility for the completeness or accuracy of any of the information contained herein, and makes no representations about its suitability for any particular purpose. Users should make their own judgements about those matters and/or seek independent advice. You assume all risks associated with use of data provided on this page

Coolamon Race 2 Distance 1760m

Monday, 21 April 2025

Gross Time: 2:11.30

MileRate: 2:00.00

LeadTime: 10.20s

First Qtr: 31.50s

Second Qtr: 31.00s

Third Qtr: 29.80s


Fourth Qtr: 28.80s

DATA TABLE: 800 / 400 Posi's are position from leader and (how wide the horse was at that position)

NoHorse	Plc	Mar	800 Posi	400 Posi	Time	3rd Qtr	4th Qt
4 Waves Of Chance	1	0.0m	0.0m (0)	0.0m (0)	2:11.30	29.80s	28.80s
3 Yankee Babe	2	7.2m	8.5m (1)	7.0m (1)	2:11.84	29.68s	28.83s
6 Two More Diamonds	3	8.9m	4.7m (1)	2.9m (1)	2:11.97	29.66s	29.26s
1 Valdezz	4	12.1m	4.6m (0)	5.0m (0)	2:12.21	29.82s	29.35s
7 Caperella	5	18.2m	10.0m (0)	9.6m (0)	2:12.68	29.76s	29.48s
10 Ideal Cruiser	6	23.2m	17.6m (1)	17.2m (1)	2:13.05	29.74s	29.30s
8 Little Cool	7	23.3m	12.8m (1)	11.7m (1)	2:13.06	29.70s	29.71s
5 Haitch Vee Tee	8	47.0m	14.9m (0)	15.4m (0)	2:14.85	29.82s	31.23s

Finish Position and metres gained

First Arrow shows distance gain/loss from 2nd Qtr to 3rd Qtr,
Second Arrow shows distance gain/loss from 3rd Qtr to Finish
Blue arrow indicates best gain in these quarters.



800

Visual positions in race at 2nd Quarter



400

Visual positions in race at 3rd Quarter



Powered by



Harness Analyser

Sectional Analysis Software

Not just form | Free Trial

www.facebook.com/PJHarnessRacing



RISE Digital, Harness Racing Australia nor the provider accepts any responsibility for the completeness or accuracy of any of the information contained herein, and makes no representations about its suitability for any particular purpose. Users should make their own judgements about those matters and/or seek independent advice. You assume all risks associated with use of data provided on this page

Coolamon Race 3 Distance 1760m

Monday, 21 April 2025


Gross Time: 2:10.80 MileRate: 1:59.60 LeadTime: 9.80s First Qtr: 30.30s Second Qtr: 29.40s Third Qtr: 29.70s Fourth Qtr: 31.60s

DATA TABLE: 800 / 400 Posi's are position from leader and (how wide the horse was at that position)

No	Horse	Plc	Mar	800 Posi	400 Posi	Time	3rd Qtr	4th Qt
4	Classic Beesmack	1	0.0m	0.0m (0)	0.0m (0)	2:10.80	29.70s	31.60s
7	Western Bill	2	2.7m	15.1m (0)	19.0m (1)	2:11.02	30.05s	30.37s
5	Ellava Pacer	3	3.6m	6.9m (1)	5.8m (2)	2:11.10	29.63s	31.46s
10	Napoli Nights	4	11.5m	17.6m (1)	15.1m (1)	2:11.75	29.56s	31.40s
8	Shez Bettors Babe	5	11.9m	2.3m (1)	3.8m (1)	2:11.78	29.82s	32.29s
9	Camnat	6	23.7m	19.4m (0)	23.5m (1)	2:12.76	30.07s	31.77s
3	Cracker Miss	7	25.7m	12.4m (1)	14.2m (0)	2:12.92	29.87s	32.64s
2	Blazing	8	31.0m	4.9m (0)	7.4m (0)	2:13.36	29.90s	33.60s
1	Miami Surf	9	44.0m	10.4m (0)	19.2m (0)	2:14.43	30.40s	33.77s

Finish Position and metres gained

First Arrow shows distance gain/loss from 2nd Qtr to 3rd Qtr,
Second Arrow shows distance gain/loss from 3rd Qtr to Finish
Blue arrow indicates best gain in these quarters.



800

Visual positions in race at 2nd Quarter



400

Visual positions in race at 3rd Quarter



Powered by



Harness Analyser

Sectional Analysis Software

Not just form | Free Trial

www.facebook.com/PJHarnessRacing



RISE Digital, Harness Racing Australia nor the provider accepts any responsibility for the completeness or accuracy of any of the information contained herein, and makes no representations about its suitability for any particular purpose. Users should make their own judgements about those matters and/or seek independent advice. You assume all risks associated with use of data provided on this page

Coolamon Race 4 Distance 1760m

Monday, 21 April 2025


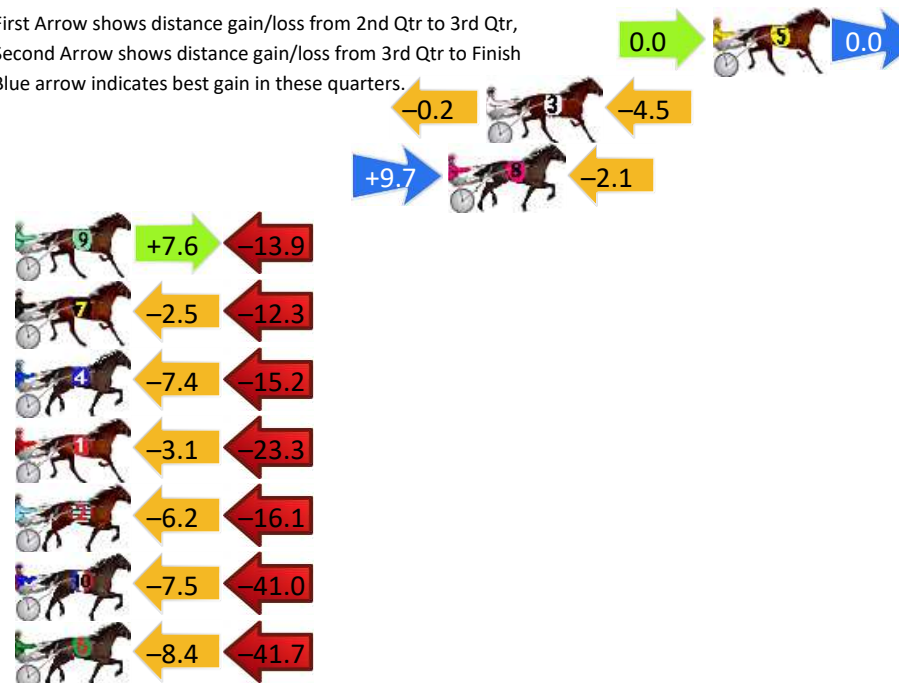
Gross Time: 2:09.00 MileRate: 1:57.90 LeadTime: 10.20s First Qtr: 29.70s Second Qtr: 29.40s Third Qtr: 29.90s Fourth Qtr: 29.80s

DATA TABLE: 800 / 400 Posi's are position from leader and (how wide the horse was at that position)


No	Horse	Plc	Mar	800 Posi	400 Posi	Time	3rd Qtr	4th Qt
5	The Mountain	1	0.0m	0.0m (0)	0.0m (0)	2:09.00	29.90s	29.80s
3	Hillview Sam	2	9.1m	4.4m (0)	4.6m (0)	2:09.71	29.92s	30.17s
8	Reason To Party	3	10.6m	18.2m (1)	8.5m (1)	2:09.83	29.20s	30.00s
9	The Clock Winder	4	28.6m	22.3m (1)	14.7m (3)	2:11.23	29.36s	30.94s
7	Full Of Spice	5	28.8m	14.0m (0)	16.5m (0)	2:11.25	30.10s	30.83s
4	The Lurker	6	32.3m	9.7m (1)	17.1m (1)	2:11.52	30.46s	31.05s
1	Life Gets Better	7	35.7m	9.3m (0)	12.4m (0)	2:11.79	30.14s	31.67s
2	Glamour Fox	8	35.8m	13.5m (1)	19.7m (2)	2:11.80	30.37s	31.14s
10	Catch The Shark	9	53.9m	5.4m (2)	12.9m (2)	2:13.21	30.47s	33.05s
6	Adieu Mikennis	10	54.8m	4.7m (1)	13.1m (1)	2:13.28	30.52s	33.11s

Finish Position and metres gained

First Arrow shows distance gain/loss from 2nd Qtr to 3rd Qtr,
Second Arrow shows distance gain/loss from 3rd Qtr to Finish
Blue arrow indicates best gain in these quarters.



Visual positions in race at 2nd Quarter



Visual positions in race at 3rd Quarter

Coolamon Race 5 Distance 1760m

Monday, 21 April 2025

Gross Time: 2:10.40

MileRate: 1:59.20

LeadTime: 9.80s

First Qtr: 29.10s

Second Qtr: 29.60s

Third Qtr: 30.60s

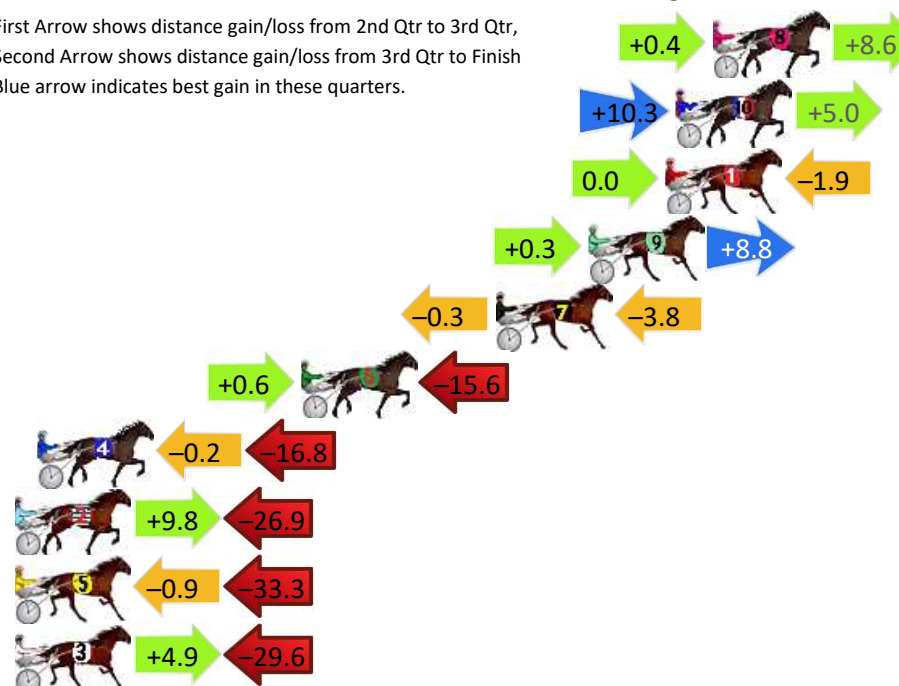
Fourth Qtr: 31.30s

DATA TABLE: 800 / 400 Posi's are position from leader and (how wide the horse was at that position)

No	Horse	Plc	Mar	800 Posi	400 Posi	Time	3rd Qtr	4th Qt
8	Nifty Ambition	1	0.0m	9.0m (0)	8.6m (0)	2:10.40	30.60s	30.64s
10	Mardibringsaparty	2	1.5m	16.8m (2)	6.5m (2)	2:10.52	29.87s	30.92s
1	Seaside Ball Gown	3	1.9m	0.0m (0)	0.0m (0)	2:10.56	30.60s	31.46s
9	I Wanna Dance	4	5.0m	14.1m (0)	13.8m (0)	2:10.81	30.62s	30.65s
7	Jewel Mistress	5	8.7m	4.6m (0)	4.9m (0)	2:11.11	30.64s	31.63s
6	American Sugar	6	16.5m	1.5m (1)	0.9m (1)	2:11.75	30.56s	32.58s
4	Sandys Ideal	7	27.1m	10.1m (1)	10.3m (1)	2:12.62	30.64s	32.73s
2	With Compliments	8	29.8m	12.7m (2)	2.9m (2)	2:12.84	29.89s	33.52s
5	Cee Whos Bettor	9	39.7m	5.5m (1)	6.4m (1)	2:13.65	30.68s	34.06s
3	Little Showgirl	10	41.6m	16.9m (1)	12.0m (2)	2:13.80	30.27s	33.78s

Finish Position and metres gained

First Arrow shows distance gain/loss from 2nd Qtr to 3rd Qtr,
Second Arrow shows distance gain/loss from 3rd Qtr to Finish
Blue arrow indicates best gain in these quarters.



Visual positions in race at 2nd Quarter

800



Visual positions in race at 3rd Quarter

400



Powered by



Harness Analyser

Sectional Analysis Software

Not just form | Free Trial

www.facebook.com/PJHarnessRacing



RISE Digital, Harness Racing Australia nor the provider accepts any responsibility for the completeness or accuracy of any of the information contained herein, and makes no representations about its suitability for any particular purpose. Users should make their own judgements about those matters and/or seek independent advice. You assume all risks associated with use of data provided on this page

Coolamon Race 6 Distance 1760m

Monday, 21 April 2025

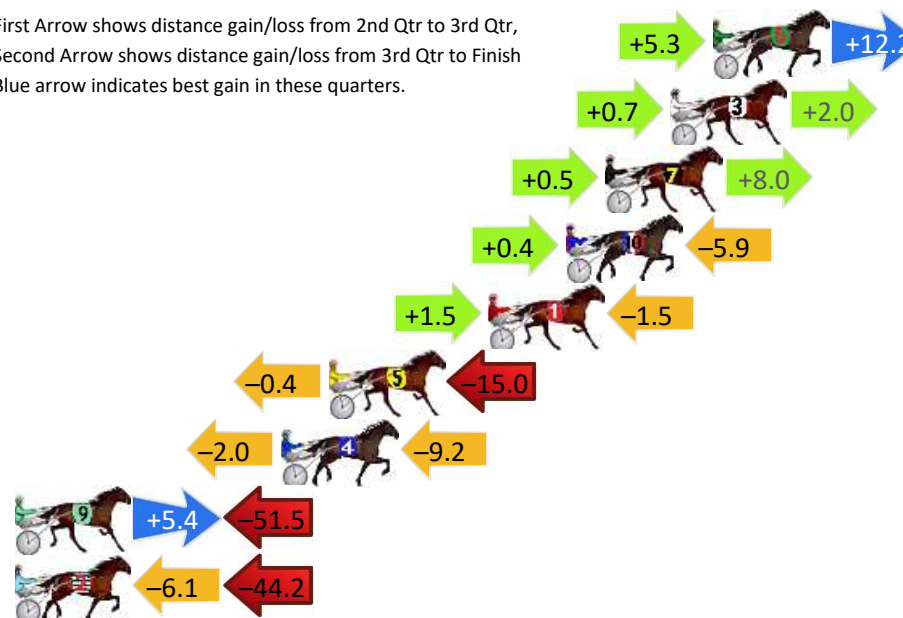
Gross Time: 2:08.80 MileRate: 1:57.80 LeadTime: 9.60s First Qtr: 28.10s Second Qtr: 29.50s Third Qtr: 30.00s Fourth Qtr: 31.60s

DATA TABLE: 800 / 400 Posi's are position from leader and (how wide the horse was at that position)


No	Horse	Plc	Mar	800 Posi	400 Posi	Time	3rd Qtr	4th Qt
6	Im Belieber	1	0.0m	17.5m (0)	12.2m (0)	2:08.80	29.65s	30.67s
3	Rockindownunder	2	1.7m	4.4m (0)	3.7m (1)	2:08.94	29.96s	31.46s
7	Warrawee Cruzin	3	4.3m	12.8m (0)	12.3m (1)	2:09.15	30.00s	31.01s
10	Time To Torque	4	5.9m	0.4m (1)	0.0m (1)	2:09.29	29.97s	32.09s
1	Nifty Ronald	5	9.0m	9.0m (0)	7.5m (0)	2:09.54	29.91s	31.77s
5	Millwood Grace	6	15.4m	0.0m (0)	0.4m (0)	2:10.07	30.03s	32.84s
4	Zolton	7	17.3m	6.1m (1)	8.1m (1)	2:10.23	30.17s	32.41s
9	Ideal Denny	8	62.3m	16.2m (1)	10.8m (2)	2:13.94	29.64s	35.91s
2	Holme Boy	9	62.4m	12.1m (1)	18.2m (0)	2:13.95	30.50s	35.36s

Finish Position and metres gained

First Arrow shows distance gain/loss from 2nd Qtr to 3rd Qtr,
Second Arrow shows distance gain/loss from 3rd Qtr to Finish
Blue arrow indicates best gain in these quarters.



Visual positions in race at 2nd Quarter



Visual positions in race at 3rd Quarter

Coolamon Race 7 Distance 1760m

Monday, 21 April 2025

Gross Time: 2:10.70

MileRate: 1:59.50

LeadTime: 10.20s

First Qtr: 30.80s

Second Qtr: 30.30s

Third Qtr: 29.60s



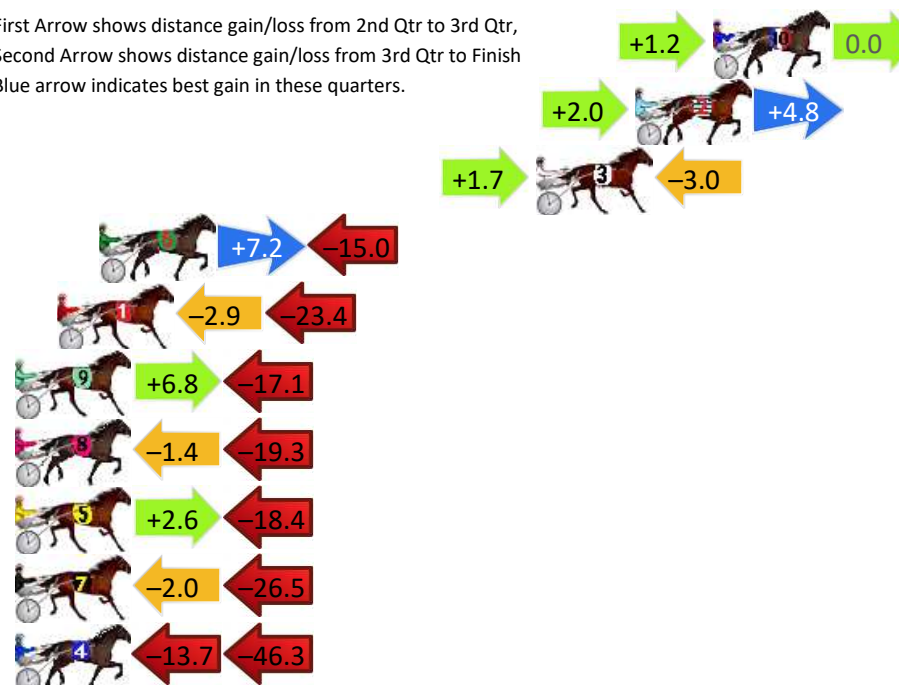
Fourth Qtr: 29.80s

DATA TABLE: 800 / 400 Posi's are position from leader and (how wide the horse was at that position)

No	Horse	Plc	Mar	800 Posi	400 Posi	Time	3rd Qtr	4th Qt
10	Smokeshow	1	0.0m	1.2m (1)	0.0m (1)	2:10.70	29.51s	29.80s
2	Geoffrey Bee	2	3.1m	9.9m (1)	7.9m (1)	2:10.94	29.45s	29.46s
3	Alwaysatthebeach	3	7.1m	5.8m (1)	4.1m (1)	2:11.25	29.47s	30.05s
6	Ice Blaster	4	24.6m	16.8m (2)	9.6m (2)	2:12.62	29.08s	31.01s
1	Quickshift Girl	5	26.3m	0.0m (0)	2.9m (0)	2:12.75	29.81s	31.64s
9	Jiliby Saffron	6	29.3m	19.0m (0)	12.2m (3)	2:12.99	29.10s	31.19s
8	Slippin The Life	7	29.7m	9.0m (0)	10.4m (0)	2:13.02	29.71s	31.35s
5	Bonjorge	8	30.3m	14.5m (1)	11.9m (1)	2:13.07	29.41s	31.29s
7	Always Exclusif	9	33.4m	4.9m (0)	6.9m (0)	2:13.31	29.75s	31.90s
4	Aella By	10	137.2m	77.2m (0)	90.9m (0)	2:21.41	30.63s	33.80s

Finish Position and metres gained

First Arrow shows distance gain/loss from 2nd Qtr to 3rd Qtr,
Second Arrow shows distance gain/loss from 3rd Qtr to Finish
Blue arrow indicates best gain in these quarters.



Coolamon Race 8 Distance 1760m

Monday, 21 April 2025


Gross Time: 2:10.90 MileRate: 1:59.70 LeadTime: 9.90s First Qtr: 31.40s Second Qtr: 30.70s Third Qtr: 29.40s Fourth Qtr: 29.50s

DATA TABLE: 800 / 400 Posi's are position from leader and (how wide the horse was at that position)

No	Horse	Plc	Mar	800 Posi	400 Posi	Time	3rd Qtr	4th Qt
8	Donnie Mac	1	0.0m	11.3m (1)	8.5m (2)	2:10.90	29.19s	28.88s
7	Caribbean Pride	2	0.6m	4.4m (0)	4.4m (0)	2:10.95	29.40s	29.23s
1	Captain Of Speed	3	1.8m	0.0m (0)	0.0m (0)	2:11.04	29.40s	29.64s
2	Barwen Storm	4	6.1m	6.4m (1)	4.7m (2)	2:11.37	29.27s	29.63s
9	Mitchells Run	5	6.8m	8.5m (0)	7.8m (1)	2:11.43	29.35s	29.46s
6	Mirador Lass	6	8.1m	17.5m (0)	13.9m (0)	2:11.53	29.14s	29.11s
10	Keayang Alex	7	10.1m	13.1m (0)	9.8m (0)	2:11.68	29.16s	29.56s
4	Keayang Domino	8	22.7m	21.2m (1)	12.8m (2)	2:12.66	28.79s	30.32s
5	Electra Girl	9	24.2m	16.8m (1)	12.4m (1)	2:12.77	29.08s	30.46s
3	Just Rock Me Lou	10	39.2m	2.0m (1)	4.0m (1)	2:13.93	29.54s	32.24s

Finish Position and metres gained

First Arrow shows distance gain/loss from 2nd Qtr to 3rd Qtr, Second Arrow shows distance gain/loss from 3rd Qtr to Finish Blue arrow indicates best gain in these quarters.



800

Visual positions in race at 2nd Quarter



400

Visual positions in race at 3rd Quarter



Powered by



Harness Analyser

Sectional Analysis Software

Not just form | Free Trial

www.facebook.com/PJHarnessRacing



RISE Digital, Harness Racing Australia nor the provider accepts any responsibility for the completeness or accuracy of any of the information contained herein, and makes no representations about its suitability for any particular purpose. Users should make their own judgements about those matters and/or seek independent advice. You assume all risks associated with use of data provided on this page

Coolamon Race 9 Distance 1760m

Monday, 21 April 2025


Gross Time: 2:08.10 MileRate: 1:57.20 LeadTime: 9.30s First Qtr: 28.10s Second Qtr: 31.40s Third Qtr: 30.00s Fourth Qtr: 29.30s

DATA TABLE: 800 / 400 Posi's are position from leader and (how wide the horse was at that position)

No	Horse	Plc	Mar	800 Posi	400 Posi	Time	3rd Qtr	4th Qt
6	Whilemena Rita	1	0.0m	14.8m (1)	5.7m (2)	2:08.10	29.31s	28.88s
2	Our George Boston	2	1.2m	0.0m (0)	0.0m (0)	2:08.19	30.00s	29.39s
3	Leavemeout	3	4.1m	4.6m (0)	4.1m (0)	2:08.42	29.96s	29.32s
9	Needbee	4	8.2m	2.5m (1)	1.2m (1)	2:08.73	29.90s	29.84s
5	Bettors Hope	5	9.6m	19.1m (1)	9.5m (2)	2:08.84	29.27s	29.34s
1	Lieutenant Arden	6	13.6m	9.1m (0)	9.0m (0)	2:09.15	29.98s	29.69s
10	Master Gouda	7	15.4m	6.5m (1)	5.0m (1)	2:09.28	29.88s	30.11s
4	Tuapeka Lou	8	16.1m	19.3m (0)	13.7m (1)	2:09.34	29.57s	29.53s
7	Posh Fella	9	17.4m	13.4m (0)	9.4m (1)	2:09.44	29.69s	29.95s
11	Oceanic Art	10	17.8m	10.8m (1)	1.6m (2)	2:09.47	29.31s	30.55s

Finish Position and metres gained

First Arrow shows distance gain/loss from 2nd Qtr to 3rd Qtr,
Second Arrow shows distance gain/loss from 3rd Qtr to Finish
Blue arrow indicates best gain in these quarters.



800

Visual positions in race at 2nd Quarter



400

Visual positions in race at 3rd Quarter



Powered by



Harness Analyser

Sectional Analysis Software

Not just form | Free Trial

www.facebook.com/PJHarnessRacing



RISE Digital, Harness Racing Australia nor the provider accepts any responsibility for the completeness or accuracy of any of the information contained herein, and makes no representations about its suitability for any particular purpose. Users should make their own judgements about those matters and/or seek independent advice. You assume all risks associated with use of data provided on this page