

# Menangle Race 1 Distance 1609m

Tuesday, 22 April 2025


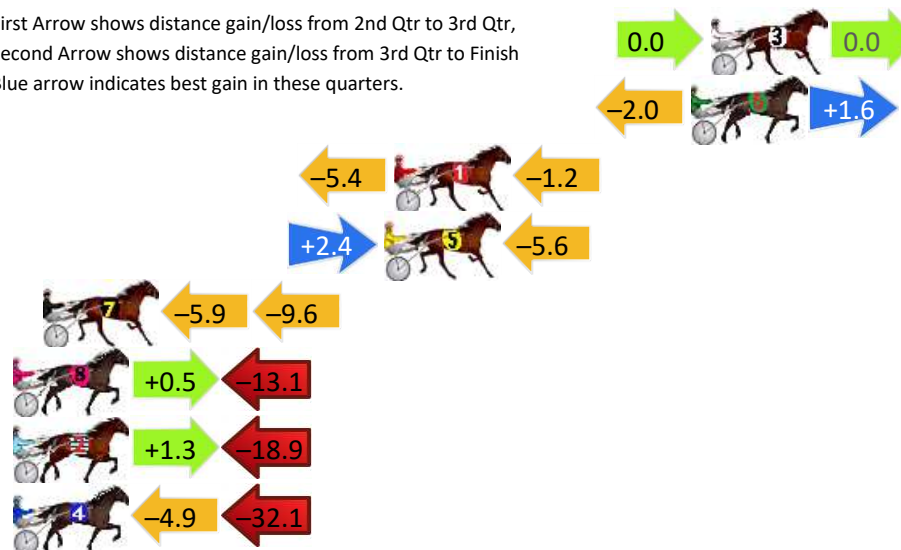
Gross Time: 2:02.30 MileRate: 2:02.30 LeadTime: 0.00s First Qtr: 28.30s Second Qtr: 34.20s Third Qtr: 30.90s Fourth Qtr: 28.90s

DATA TABLE: 800 / 400 Posi's are position from leader and (how wide the horse was at that position)

No	Horse	Plc	Mar	800 Posi	400 Posi	Time	3rd Qtr	4th Qt
3	Gladiatrix	1	0.0m	0.0m (0)	0.0m (0)	2:02.30	30.90s	28.90s
6	Cartacalha	2	0.8m	0.4m (1)	2.4m (1)	2:02.36	31.05s	28.79s
1	Adelaide Red	3	12.7m	6.1m (1)	11.5m (1)	2:03.26	31.29s	29.01s
5	Miss Holly Red	4	13.1m	9.9m (0)	7.5m (0)	2:03.29	30.70s	29.33s
7	I Choose You	5	26.8m	11.3m (1)	17.2m (0)	2:04.33	31.31s	29.65s
8	Superior Stride	6	44.9m	32.3m (0)	31.8m (0)	2:05.71	30.78s	29.95s
2	Cee Cee In Paris	7	58.2m	40.6m (0)	39.3m (0)	2:06.71	30.70s	30.39s
4	Acacia Stride	8	94.5m	57.5m (0)	62.4m (0)	2:09.47	31.12s	31.43s

## Finish Position and metres gained

First Arrow shows distance gain/loss from 2nd Qtr to 3rd Qtr,  
Second Arrow shows distance gain/loss from 3rd Qtr to Finish  
Blue arrow indicates best gain in these quarters.



# Menangle Race 2 Distance 2300m

Tuesday, 22 April 2025


Gross Time: 2:50.40 MileRate: 1:59.30 LeadTime: 51.00s First Qtr: 30.50s Second Qtr: 31.20s Third Qtr: 29.60s Fourth Qtr: 28.10s

DATA TABLE: 800 / 400 Posi's are position from leader and (how wide the horse was at that position)

No	Horse	Plc	Mar	800 Posi	400 Posi	Time	3rd Qtr	4th Qt
10	Familiar Tricks	1	0.0m	0.0m (0)	0.0m (0)	2:50.40	29.60s	28.10s
1	Cee Are Seven	2	8.6m	9.0m (0)	9.7m (1)	2:51.04	29.63s	28.04s
9	Military Merit	3	14.5m	15.1m (1)	17.1m (2)	2:51.47	29.72s	27.94s
6	Itz Trixton Time	4	23.7m	23.5m (1)	24.7m (1)	2:52.15	29.65s	28.08s
7	Down Under Earl	5	29.1m	4.9m (0)	5.6m (0)	2:52.55	29.64s	29.85s
3	Nothing I Want	6	50.5m	13.1m (0)	15.6m (0)	2:54.13	29.76s	30.71s
8	Flash Kyvalley	7	52.4m	19.1m (1)	26.8m (0)	2:54.27	30.11s	30.05s
5	Onawingandaprayer	8	53.5m	17.9m (0)	21.8m (0)	2:54.35	29.84s	30.49s
4	One Pinevale Hill	9	54.6m	10.7m (1)	14.4m (1)	2:54.43	29.85s	31.10s

## Finish Position and metres gained

First Arrow shows distance gain/loss from 2nd Qtr to 3rd Qtr,  
Second Arrow shows distance gain/loss from 3rd Qtr to Finish  
Blue arrow indicates best gain in these quarters.



Visual positions in race at 2nd Quarter



Visual positions in race at 3rd Quarter

# Menangle Race 3 Distance 2300m

Tuesday, 22 April 2025

Gross Time: 2:49.00

MileRate: 1:58.20

LeadTime: 50.40s

First Qtr: 28.70s

Second Qtr: 30.40s

Third Qtr: 30.80s


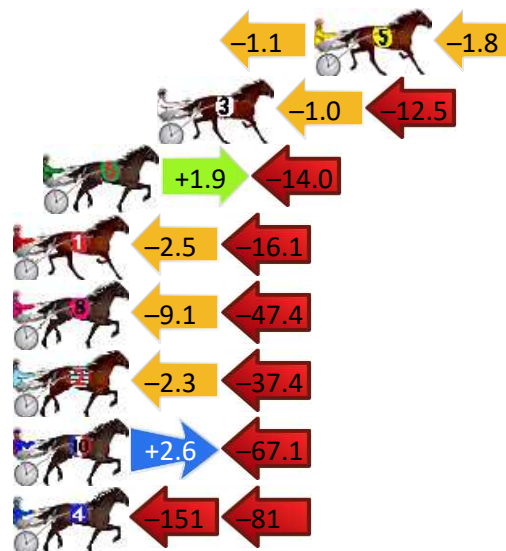
Fourth Qtr: 28.70s

DATA TABLE: 800 / 400 Posi's are position from leader and (how wide the horse was at that position)

No	Horse	Plc	Mar	800 Posi	400 Posi	Time	3rd Qtr	4th Qt
7	Sheetweb Weaver	1	0.0m	4.2m (0)	4.3m (0)	2:49.00	30.80s	28.38s
9	Hot To Trot	2	1.3m	0.0m (0)	0.0m (0)	2:49.10	30.80s	28.80s
5	Chief Runningcloud	3	15.9m	13.0m (0)	14.1m (0)	2:50.20	30.86s	28.86s
3	Itzfergietime	4	22.2m	8.7m (0)	9.7m (0)	2:50.67	30.86s	29.65s
6	Affaire De Cover	5	26.8m	14.7m (1)	12.8m (2)	2:51.02	30.64s	29.77s
1	Oh Nova Love	6	35.8m	17.2m (0)	19.7m (1)	2:51.70	30.95s	29.94s
8	Aldebaran Jensen	7	59.0m	2.5m (1)	11.6m (1)	2:53.45	31.47s	32.29s
2	Should Beabarca	8	63.6m	23.9m (1)	26.2m (1)	2:53.79	30.93s	31.56s
10	We Can Have It All	9	83.9m	19.4m (1)	16.8m (3)	2:55.32	30.57s	33.78s
4	Salute Stride	10	245.0m	14.5m (2)	164.8m (2)	3:07.46	41.89s	34.97s


## Finish Position and metres gained

First Arrow shows distance gain/loss from 2nd Qtr to 3rd Qtr, Second Arrow shows distance gain/loss from 3rd Qtr to Finish. Blue arrow indicates best gain in these quarters.



800

Visual positions in race at 2nd Quarter



400

Visual positions in race at 3rd Quarter



Powered by



Harness Analyser

Sectional Analysis Software

Not just form | Free Trial

[www.facebook.com/PJHarnessRacing](http://www.facebook.com/PJHarnessRacing)



RISE Digital, Harness Racing Australia nor the provider accepts any responsibility for the completeness or accuracy of any of the information contained herein, and makes no representations about its suitability for any particular purpose. Users should make their own judgements about those matters and/or seek independent advice. You assume all risks associated with use of data provided on this page

# Menangle Race 4 Distance 1609m

Tuesday, 22 April 2025



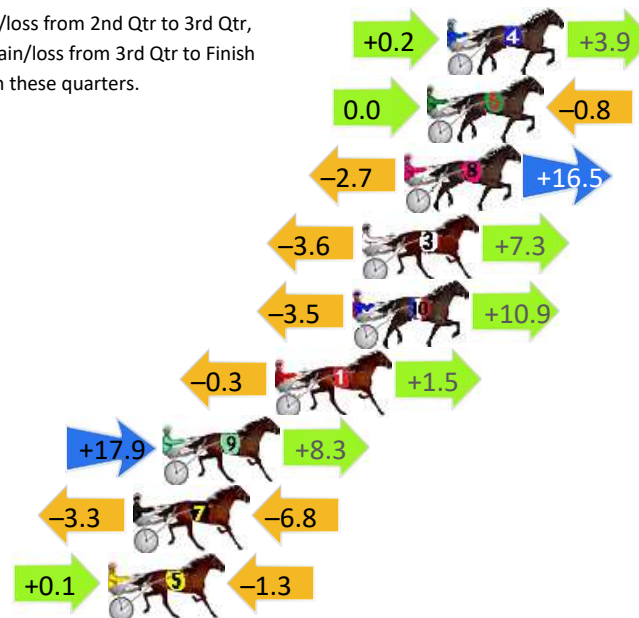
Gross Time: 1:55.60 MileRate: 1:55.60 LeadTime: 0.00s First Qtr: 27.10s Second Qtr: 30.80s Third Qtr: 29.80s Fourth Qtr: 27.90s

DATA TABLE: 800 / 400 Posi's are position from leader and (how wide the horse was at that position)

No	Horse	Plc	Mar	800 Posi	400 Posi	Time	3rd Qtr	4th Qt
4	Lady Deloris	1	0.0m	4.1m (0)	3.9m (0)	1:55.60	29.78s	27.62s
6	Mac Thunder	2	0.8m	0.0m (0)	0.0m (0)	1:55.66	29.80s	27.96s
8	Larrikin Lenny	3	1.7m	15.5m (1)	18.2m (2)	1:55.72	29.96s	26.72s
3	Caribbean Runa	4	3.4m	7.1m (1)	10.7m (2)	1:55.85	30.04s	27.38s
10	What For	5	3.8m	11.2m (1)	14.7m (1)	1:55.88	30.03s	27.12s
1	Bellrivergirl	6	6.9m	8.1m (0)	8.4m (0)	1:56.11	29.80s	27.81s
9	Michael Caine	7	11.4m	37.6m (1)	19.7m (1)	1:56.44	28.43s	27.32s
7	Need Four Speed	8	12.6m	2.5m (1)	5.8m (1)	1:56.52	30.03s	28.41s
5	Fleur Bella	9	13.6m	12.4m (0)	12.3m (0)	1:56.60	29.76s	28.02s

## Finish Position and metres gained

First Arrow shows distance gain/loss from 2nd Qtr to 3rd Qtr,  
Second Arrow shows distance gain/loss from 3rd Qtr to Finish  
Blue arrow indicates best gain in these quarters.





# Menangle Race 5 Distance 1609m

Tuesday, 22 April 2025

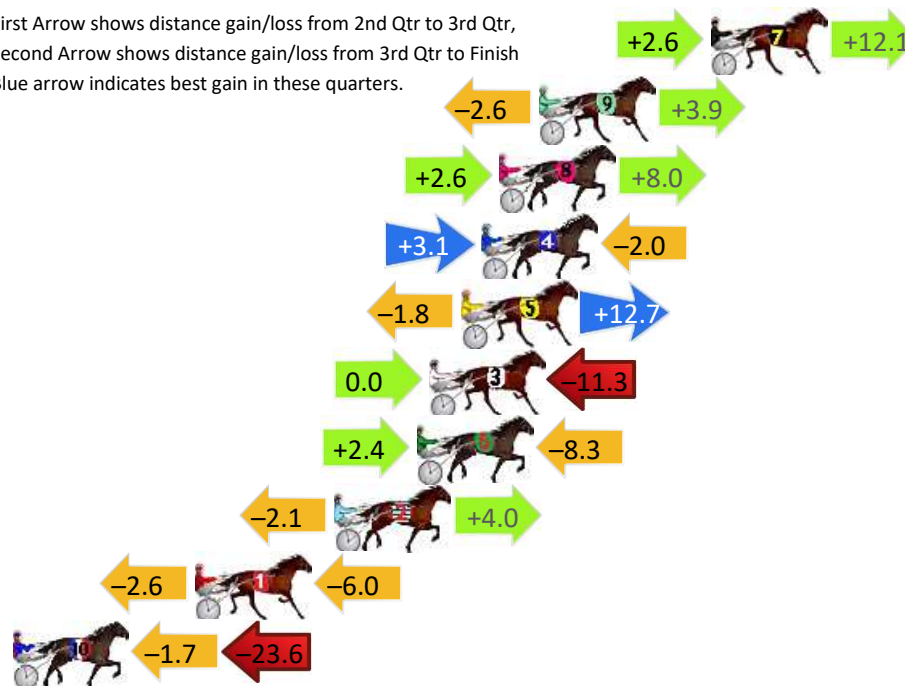
Gross Time: 1:55.00 MileRate: 1:55.00 LeadTime: 0.00s First Qtr: 27.00s Second Qtr: 30.20s Third Qtr: 29.30s Fourth Qtr: 28.50s

DATA TABLE: 800 / 400 Posi's are position from leader and (how wide the horse was at that position)

NoHorse	Plc	Mar	800 Posi	400 Posi	Time	3rd Qtr	4th Qt
7 Halloween	1	0.0m	14.7m (1)	12.1m (2)	1:55.00	29.10s	27.63s
9 All Star Magician	2	6.9m	8.2m (0)	10.8m (1)	1:55.52	29.47s	28.24s
8 Clementsorrell	3	8.5m	19.1m (1)	16.5m (2)	1:55.64	29.10s	27.95s
4 Knight Walker	4	9.2m	10.3m (1)	7.2m (1)	1:55.69	29.07s	28.67s
5 Bettor Be Lucky	5	10.0m	20.9m (0)	22.7m (2)	1:55.75	29.41s	27.62s
3 Will I Am	6	11.3m	0.0m (0)	0.0m (0)	1:55.85	29.30s	29.35s
6 Double Lines	7	11.8m	5.9m (1)	3.5m (1)	1:55.88	29.13s	29.13s
2 Woodlea Beaver	8	15.1m	17.0m (0)	19.1m (1)	1:56.13	29.43s	28.26s
1 Rose Of Juliana	9	20.7m	12.1m (0)	14.7m (1)	1:56.55	29.47s	29.00s
10 The Poobah	10	29.7m	4.4m (0)	6.1m (0)	1:57.22	29.42s	30.28s

## Finish Position and metres gained

First Arrow shows distance gain/loss from 2nd Qtr to 3rd Qtr,  
Second Arrow shows distance gain/loss from 3rd Qtr to Finish  
Blue arrow indicates best gain in these quarters.



800

Visual positions in race at 2nd Quarter



400

Visual positions in race at 3rd Quarter



Powered by



Harness Analyser

Sectional Analysis Software

Not just form | Free Trial

[www.facebook.com/PJHarnessRacing](http://www.facebook.com/PJHarnessRacing)



RISE Digital, Harness Racing Australia nor the provider accepts any responsibility for the completeness or accuracy of any of the information contained herein, and makes no representations about its suitability for any particular purpose. Users should make their own judgements about those matters and/or seek independent advice. You assume all risks associated with use of data provided on this page

# Menangle Race 6 Distance 1609m

Tuesday, 22 April 2025


Gross Time: 1:54.50 MileRate: 1:54.50 LeadTime: 0.00s First Qtr: 27.70s Second Qtr: 30.40s Third Qtr: 29.30s Fourth Qtr: 27.10s

DATA TABLE: 800 / 400 Posi's are position from leader and (how wide the horse was at that position)

No	Horse	Plc	Mar	800 Posi	400 Posi	Time	3rd Qtr	4th Qt
4	Valiente Hanover	1	0.0m	9.7m (1)	8.4m (2)	1:54.50	29.18s	26.51s
7	Duty Of Care	2	0.5m	0.0m (0)	0.0m (0)	1:54.54	29.30s	27.14s
6	Birdy Gal	3	5.4m	14.1m (1)	12.7m (2)	1:54.89	29.16s	26.60s
1	Parallel	4	6.6m	4.4m (0)	4.0m (0)	1:54.97	29.26s	27.29s
3	Crown Mojo	5	8.6m	12.6m (0)	13.9m (1)	1:55.11	29.35s	26.74s
2	Apache Bart	6	11.1m	8.8m (0)	8.6m (0)	1:55.29	29.26s	27.29s
10	Tigerlicious	7	20.6m	20.2m (1)	16.4m (2)	1:55.97	28.98s	27.42s
5	Mickey Be Nimble	8	27.3m	21.2m (0)	21.5m (2)	1:56.45	29.27s	27.54s
8	Wat Ever You Need	9	28.6m	6.3m (2)	4.2m (1)	1:56.54	29.14s	28.85s
9	Classicmajor	10	29.3m	16.5m (0)	17.1m (0)	1:56.59	29.30s	27.99s

## Finish Position and metres gained

First Arrow shows distance gain/loss from 2nd Qtr to 3rd Qtr,  
Second Arrow shows distance gain/loss from 3rd Qtr to Finish  
Blue arrow indicates best gain in these quarters.



800

Visual positions in race at 2nd Quarter



400

Visual positions in race at 3rd Quarter



Powered by



Harness Analyser

Sectional Analysis Software

Not just form | Free Trial

[www.facebook.com/PJHarnessRacing](http://www.facebook.com/PJHarnessRacing)



RISE Digital, Harness Racing Australia nor the provider accepts any responsibility for the completeness or accuracy of any of the information contained herein, and makes no representations about its suitability for any particular purpose. Users should make their own judgements about those matters and/or seek independent advice. You assume all risks associated with use of data provided on this page

# Menangle Race 7 Distance 1609m

Tuesday, 22 April 2025


Gross Time: 1:53.00 MileRate: 1:53.00 LeadTime: 0.00s First Qtr: 25.90s Second Qtr: 29.90s Third Qtr: 30.00s Fourth Qtr: 27.20s

DATA TABLE: 800 / 400 Posi's are position from leader and (how wide the horse was at that position)

No	Horse	Plc	Mar	800 Posi	400 Posi	Time	3rd Qtr	4th Qt
4	Namaka	1	0.0m	10.3m (1)	3.2m (2)	1:53.00	29.46s	26.97s
1	Miss Ravishing	2	9.5m	4.3m (0)	4.5m (0)	1:53.68	30.00s	27.56s
2	Watch Your Back	3	12.4m	8.6m (0)	9.8m (1)	1:53.89	30.05s	27.39s
5	Watch Me React	4	12.8m	12.9m (0)	14.8m (1)	1:53.92	30.09s	27.06s
3	Shark Dancer	5	14.6m	6.3m (1)	4.1m (1)	1:54.05	29.83s	27.95s
7	Wills Way	6	14.7m	14.9m (1)	9.1m (2)	1:54.05	29.54s	27.60s
9	Ideal Redemption	7	16.0m	19.0m (1)	14.5m (2)	1:54.15	29.62s	27.32s
10	Houston Street	8	17.0m	2.0m (1)	0.0m (0)	1:54.22	29.85s	28.42s
8	Move Heavenearth	9	18.7m	17.2m (0)	18.8m (1)	1:54.34	30.05s	27.21s
6	Ocean Avenue	10	67.0m	0.0m (0)	11.8m (0)	1:57.80	30.84s	31.16s

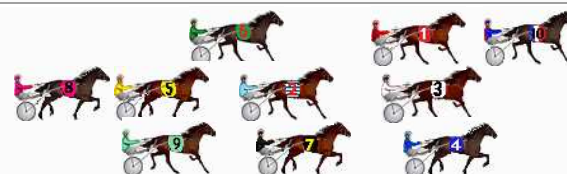
## Finish Position and metres gained

First Arrow shows distance gain/loss from 2nd Qtr to 3rd Qtr,  
Second Arrow shows distance gain/loss from 3rd Qtr to Finish  
Blue arrow indicates best gain in these quarters.



800

Visual positions in race at 2nd Quarter



400

Visual positions in race at 3rd Quarter



Powered by



Harness Analyser

Sectional Analysis Software

Not just form | Free Trial

[www.facebook.com/PJHarnessRacing](http://www.facebook.com/PJHarnessRacing)



RISE Digital, Harness Racing Australia nor the provider accepts any responsibility for the completeness or accuracy of any of the information contained herein, and makes no representations about its suitability for any particular purpose. Users should make their own judgements about those matters and/or seek independent advice. You assume all risks associated with use of data provided on this page

# Menangle Race 8 Distance 1609m

Tuesday, 22 April 2025


Gross Time: 1:52.30 MileRate: 1:52.30 LeadTime: 0.00s First Qtr: 26.40s Second Qtr: 28.60s Third Qtr: 29.00s Fourth Qtr: 28.30s

DATA TABLE: 800 / 400 Posi's are position from leader and (how wide the horse was at that position)

NoHorse	Plc	Mar	800 Posi	400 Posi	Time	3rd Qtr	4th Qt
3 Whyiman	1	0.0m	4.6m (1)	5.5m (2)	1:52.30	29.07s	27.91s
4 The Big End Oftown	2	1.8m	8.6m (1)	9.4m (3)	1:52.43	29.06s	27.77s
6 Major Statement	3	3.7m	0.7m (1)	0.0m (1)	1:52.58	28.95s	28.58s
10 Bart Bentley	4	7.9m	13.3m (1)	11.8m (1)	1:52.89	28.89s	28.05s
2 Zen Master	5	14.8m	0.0m (0)	2.3m (0)	1:53.40	29.17s	29.23s
7 Major Jarod	6	15.9m	17.5m (0)	21.9m (1)	1:53.48	29.32s	27.92s
8 Wattosblazeofglory	7	20.7m	17.3m (1)	17.4m (1)	1:53.84	29.01s	28.60s
1 Angus Finn	8	20.9m	5.1m (0)	7.1m (0)	1:53.85	29.15s	29.35s
9 Cash And Bling	9	44.8m	13.5m (0)	18.3m (0)	1:55.63	29.35s	30.33s


## Finish Position and metres gained

First Arrow shows distance gain/loss from 2nd Qtr to 3rd Qtr,  
Second Arrow shows distance gain/loss from 3rd Qtr to Finish  
Blue arrow indicates best gain in these quarters.



800

Visual positions in race at 2nd Quarter



400

Visual positions in race at 3rd Quarter



Powered by



Harness Analyser

Sectional Analysis Software

Not just form | Free Trial

[www.facebook.com/PJHarnessRacing](http://www.facebook.com/PJHarnessRacing)



RISE Digital, Harness Racing Australia nor the provider accepts any responsibility for the completeness or accuracy of any of the information contained herein, and makes no representations about its suitability for any particular purpose. Users should make their own judgements about those matters and/or seek independent advice. You assume all risks associated with use of data provided on this page



# Menangle Race 9 Distance 1609m

Tuesday, 22 April 2025


Gross Time: 1:53.20 MileRate: 1:53.20 LeadTime: 0.00s First Qtr: 26.90s Second Qtr: 30.10s Third Qtr: 28.90s Fourth Qtr: 27.30s

DATA TABLE: 800 / 400 Posi's are position from leader and (how wide the horse was at that position)

No	Horse	Plc	Mar	800 Posi	400 Posi	Time	3rd Qtr	4th Qt
1	Dance And Deliver	1	0.0m	3.9m (0)	4.0m (0)	1:53.20	28.90s	27.02s
5	Our Uncle Jim	2	1.9m	7.6m (1)	7.9m (2)	1:53.34	28.90s	26.89s
7	Vinke B	3	7.1m	15.4m (1)	15.9m (2)	1:53.71	28.90s	26.70s
2	Gipsy Princess	4	15.4m	8.1m (0)	9.9m (1)	1:54.31	29.01s	27.71s
6	Titian Raider	5	15.6m	11.5m (1)	11.9m (2)	1:54.32	28.90s	27.59s
3	Marathon Man	6	16.2m	0.0m (0)	0.0m (0)	1:54.36	28.90s	28.46s
9	Captain Blood	7	18.4m	24.9m (1)	18.5m (1)	1:54.52	28.41s	27.33s
10	Our Ultimate Ebony	8	22.1m	24.5m (0)	12.6m (0)	1:54.79	28.02s	28.01s
4	Dangerous Threats	9	24.9m	3.7m (1)	3.6m (1)	1:54.99	28.89s	28.84s
8	Rio De Janeiro Blue	10	26.2m	20.4m (1)	21.6m (2)	1:55.08	28.94s	27.67s

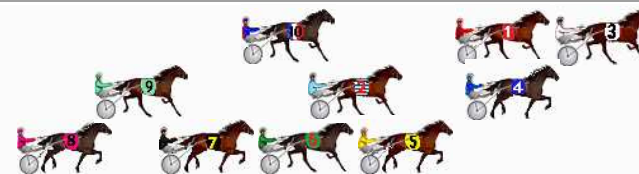
## Finish Position and metres gained

First Arrow shows distance gain/loss from 2nd Qtr to 3rd Qtr, Second Arrow shows distance gain/loss from 3rd Qtr to Finish Blue arrow indicates best gain in these quarters.



800

Visual positions in race at 2nd Quarter



400

Visual positions in race at 3rd Quarter

# Menangle Race 10 Distance 1609m

Tuesday, 22 April 2025


Gross Time: 1:52.30 MileRate: 1:52.30 LeadTime: 0.00s First Qtr: 26.10s Second Qtr: 31.10s Third Qtr: 27.90s Fourth Qtr: 27.20s

DATA TABLE: 800 / 400 Posi's are position from leader and (how wide the horse was at that position)

NoHorse	Plc	Mar	800 Posi	400 Posi	Time	3rd Qtr	4th Qt
9 Mach Da Vinci	1	0.0m	2.7m (1)	0.0m (1)	1:52.30	27.71s	27.20s
6 Double Act	2	3.8m	0.0m (0)	1.6m (0)	1:52.57	28.01s	27.37s
4 One For The Rodi	3	16.0m	12.7m (0)	16.7m (0)	1:53.45	28.17s	27.20s
7 Romanee	4	16.3m	17.3m (0)	20.8m (0)	1:53.47	28.13s	26.94s
1 Winona Writer	5	17.3m	8.7m (0)	12.1m (0)	1:53.54	28.13s	27.61s
2 Hail Lucius	6	27.6m	4.3m (0)	7.4m (0)	1:54.28	28.11s	28.67s
3 The Tax Collector	7	37.2m	12.5m (1)	20.5m (1)	1:54.96	28.43s	28.46s
5 Aqua Sancta	8	37.5m	18.3m (1)	25.9m (2)	1:54.99	28.41s	28.11s
8 Gliding Away	9	46.2m	7.3m (1)	14.6m (1)	1:55.61	28.39s	29.51s

## Finish Position and metres gained

First Arrow shows distance gain/loss from 2nd Qtr to 3rd Qtr, Second Arrow shows distance gain/loss from 3rd Qtr to Finish Blue arrow indicates best gain in these quarters.



Visual positions in race at 2nd Quarter

800



Visual positions in race at 3rd Quarter

400



Powered by



Harness Analyser

Sectional Analysis Software

Not just form | Free Trial

[www.facebook.com/PJHarnessRacing](http://www.facebook.com/PJHarnessRacing)



RISE Digital, Harness Racing Australia nor the provider accepts any responsibility for the completeness or accuracy of any of the information contained herein, and makes no representations about its suitability for any particular purpose. Users should make their own judgements about those matters and/or seek independent advice. You assume all risks associated with use of data provided on this page