

# Tamworth Race 1 Distance 1980m

Thursday, 8 May 2025

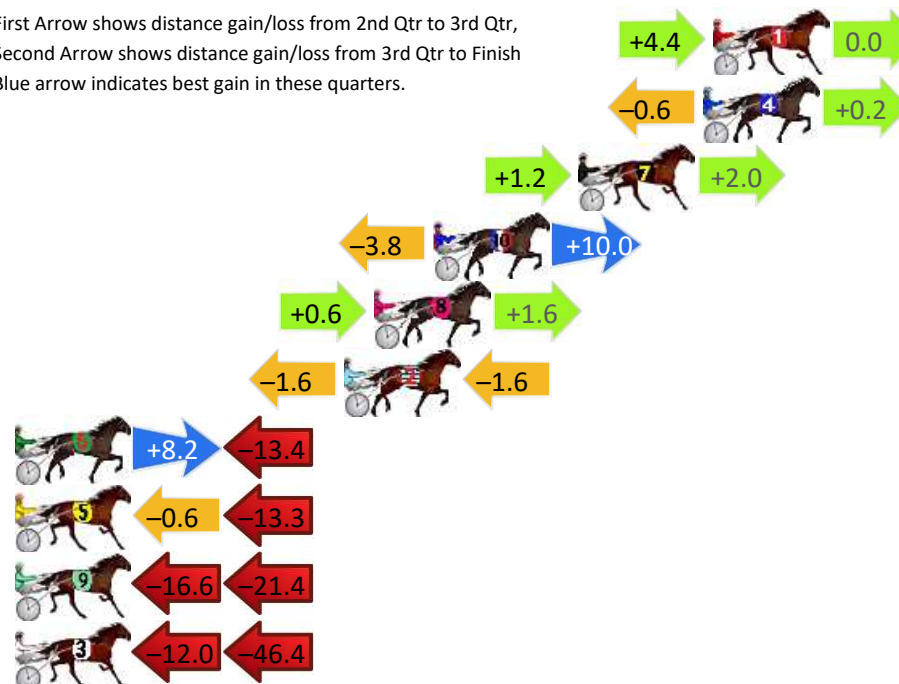
Gross Time: 2:29.90 MileRate: 2:01.80 LeadTime: 28.20s First Qtr: 31.10s Second Qtr: 30.20s Third Qtr: 29.60s Fourth Qtr: 30.80s

DATA TABLE: 800 / 400 Posi's are position from leader and (how wide the horse was at that position)


No	Horse	Plc	Mar	800 Posi	400 Posi	Time	3rd Qtr	4th Qt
1	Driving Miss Molly	1	0.0m	4.4m (0)	0.0m (0)	2:29.90	29.27s	30.80s
4	Ellie Rippin	2	0.4m	0.0m (0)	0.6m (1)	2:29.93	29.65s	30.78s
7	Heavenly Turbo	3	5.4m	8.6m (0)	7.4m (0)	2:30.34	29.51s	30.65s
10	What Again Shannon	4	11.2m	17.4m (0)	21.2m (1)	2:30.80	29.90s	30.03s
8	Miki Be Free	5	13.6m	15.8m (1)	15.2m (1)	2:31.00	29.56s	30.68s
2	Fiamore	6	14.8m	11.6m (2)	13.2m (0)	2:31.09	29.72s	30.92s
6	Kintire Rush	7	29.4m	24.2m (1)	16.0m (2)	2:32.27	28.96s	31.83s
5	Moonlight River	8	33.7m	19.8m (1)	20.4m (2)	2:32.62	29.63s	31.82s
9	Cassino Man	9	51.4m	13.4m (0)	30.0m (0)	2:34.04	30.81s	32.44s
3	Saychelles	10	67.0m	8.6m (1)	20.6m (0)	2:35.30	30.43s	34.35s

## Finish Position and metres gained

First Arrow shows distance gain/loss from 2nd Qtr to 3rd Qtr,  
Second Arrow shows distance gain/loss from 3rd Qtr to Finish  
Blue arrow indicates best gain in these quarters.



Visual positions in race at 2nd Quarter



Visual positions in race at 3rd Quarter



Powered by



Harness Analyser

Sectional Analysis Software

Not just form | Free Trial

[www.facebook.com/PJHarnessRacing](http://www.facebook.com/PJHarnessRacing)



RISE Digital, Harness Racing Australia nor the provider accepts any responsibility for the completeness or accuracy of any of the information contained herein, and makes no representations about its suitability for any particular purpose. Users should make their own judgements about those matters and/or seek independent advice. You assume all risks associated with use of data provided on this page

# Tamworth Race 2 Distance 1609m

Thursday, 8 May 2025


Gross Time: 1:58.70 MileRate: 1:58.70 LeadTime: 0.00s First Qtr: 28.30s Second Qtr: 29.50s Third Qtr: 30.50s Fourth Qtr: 30.50s

DATA TABLE: 800 / 400 Posi's are position from leader and (how wide the horse was at that position)

No	Horse	Plc	Mar	800 Posi	400 Posi	Time	3rd Qtr	4th Qt
10	Whiskey Royale	1	0.0m	0.0m (0)	0.0m (0)	1:58.70	30.50s	30.50s
9	Miki Lee	2	2.3m	15.2m (1)	12.2m (2)	1:58.88	30.27s	29.75s
2	Tasmans Delight	3	3.4m	4.2m (0)	5.0m (0)	1:58.97	30.56s	30.38s
1	Terror Flying	4	4.4m	8.2m (0)	8.8m (0)	1:59.05	30.55s	30.17s
7	Phar Lume	5	5.0m	12.2m (0)	13.4m (0)	1:59.10	30.59s	29.86s
8	Haveucheckedhimout	6	5.4m	11.2m (1)	8.0m (2)	1:59.13	30.26s	30.30s
6	Oak Ridge	7	6.0m	19.6m (1)	16.6m (2)	1:59.18	30.27s	29.70s
5	Hey Dude	8	7.5m	16.2m (0)	17.2m (1)	1:59.30	30.58s	29.76s
3	Split Ear	9	18.6m	7.2m (1)	4.2m (1)	2:00.18	30.27s	31.59s
4	Lucky Terror	10	63.9m	3.0m (1)	12.2m (1)	2:03.80	31.20s	34.42s

## Finish Position and metres gained

First Arrow shows distance gain/loss from 2nd Qtr to 3rd Qtr,  
Second Arrow shows distance gain/loss from 3rd Qtr to Finish  
Blue arrow indicates best gain in these quarters.



800

Visual positions in race at 2nd Quarter



400

Visual positions in race at 3rd Quarter



Powered by



Harness Analyser

Sectional Analysis Software

Not just form | Free Trial

[www.facebook.com/PJHarnessRacing](http://www.facebook.com/PJHarnessRacing)



RISE Digital, Harness Racing Australia nor the provider accepts any responsibility for the completeness or accuracy of any of the information contained herein, and makes no representations about its suitability for any particular purpose. Users should make their own judgements about those matters and/or seek independent advice. You assume all risks associated with use of data provided on this page

# Tamworth Race 3 Distance 1609m

Thursday, 8 May 2025


Gross Time: 1:59.10 MileRate: 1:59.10 LeadTime: 0.00s First Qtr: 29.50s Second Qtr: 30.70s Third Qtr: 29.40s Fourth Qtr: 29.40s

DATA TABLE: 800 / 400 Posi's are position from leader and (how wide the horse was at that position)

No	Horse	Plc	Mar	800 Posi	400 Posi	Time	3rd Qtr	4th Qt
3	Our Art Christian	1	0.0m	0.0m (0)	0.0m (0)	1:59.10	29.40s	29.40s
1	Frozen Jewel	2	3.7m	4.0m (0)	4.8m (0)	1:59.39	29.46s	29.32s
2	Heavenly Song	3	4.1m	10.0m (2)	2.0m (2)	1:59.42	28.82s	29.55s
10	My Latin Lady	4	5.0m	15.2m (2)	6.2m (2)	1:59.49	28.74s	29.31s
4	Lookat Mee	5	5.5m	3.2m (1)	2.4m (1)	1:59.52	29.34s	29.63s
6	Just Tommy	6	6.0m	7.2m (1)	7.4m (1)	1:59.56	29.41s	29.30s
5	Shiralee	7	6.4m	17.4m (0)	10.8m (2)	1:59.59	28.92s	29.08s
7	Van Gogh	8	8.6m	7.8m (0)	9.2m (0)	1:59.76	29.50s	29.36s
9	Rip Jackson	9	10.8m	11.8m (0)	13.8m (0)	1:59.93	29.55s	29.18s
8	Frontliner	10	11.6m	14.8m (1)	12.6m (1)	1:59.99	29.24s	29.33s

## Finish Position and metres gained

First Arrow shows distance gain/loss from 2nd Qtr to 3rd Qtr,  
Second Arrow shows distance gain/loss from 3rd Qtr to Finish  
Blue arrow indicates best gain in these quarters.



800

Visual positions in race at 2nd Quarter



400

Visual positions in race at 3rd Quarter



Powered by  
**PJ** Harness Analyser

Sectional Analysis Software  
Not just form | Free Trial

[www.facebook.com/PJHarnessRacing](http://www.facebook.com/PJHarnessRacing)



RISE Digital, Harness Racing Australia nor the provider accepts any responsibility for the completeness or accuracy of any of the information contained herein, and makes no representations about its suitability for any particular purpose. Users should make their own judgements about those matters and/or seek independent advice. You assume all risks associated with use of data provided on this page

# Tamworth Race 4 Distance 1609m

Thursday, 8 May 2025

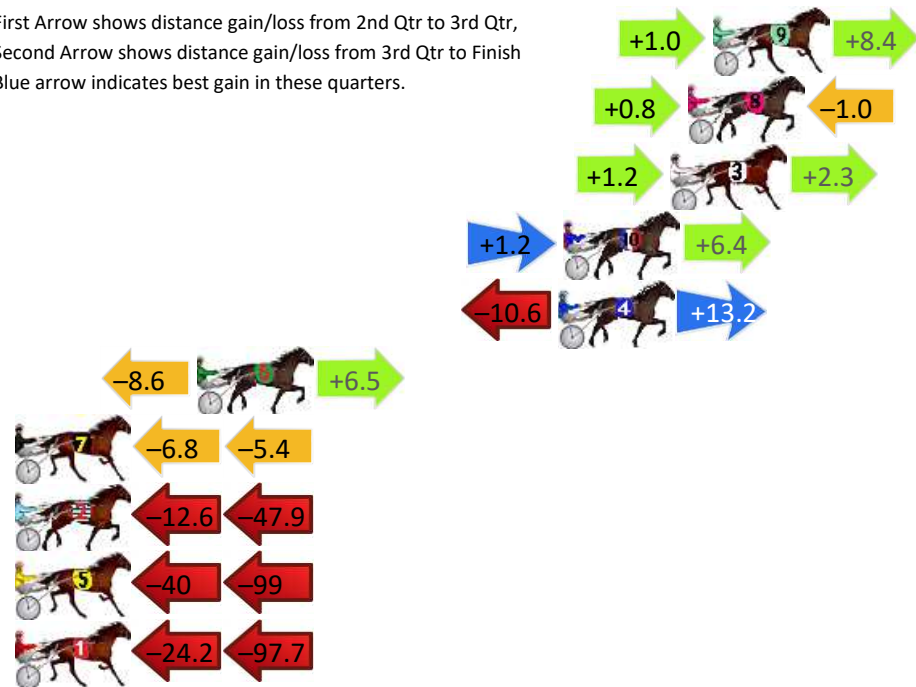
Gross Time: 1:56.50 MileRate: 1:56.50 LeadTime: 0.00s First Qtr: 27.40s Second Qtr: 30.50s Third Qtr: 28.70s Fourth Qtr: 30.00s

DATA TABLE: 800 / 400 Posi's are position from leader and (how wide the horse was at that position)

No	Horse	Plc	Mar	800 Posi	400 Posi	Time	3rd Qtr	4th Qt
9	Reds Good To Go	1	0.0m	9.4m (1)	8.4m (1)	1:56.50	28.64s	29.37s
8	Rippin Good Feelin	2	1.0m	0.8m (1)	0.0m (0)	1:56.58	28.64s	30.07s
3	Fiftyshades Cresco	3	1.7m	5.2m (1)	4.0m (1)	1:56.63	28.62s	29.83s
10	Classic Arc	4	6.0m	13.6m (1)	12.4m (2)	1:56.97	28.62s	29.52s
4	Megs Monaro	5	6.2m	8.8m (0)	19.4m (0)	1:56.99	29.49s	29.02s
6	Tralee Maxie	6	20.7m	18.6m (1)	27.2m (1)	1:58.13	29.34s	29.52s
7	Seven Rippin Aces	7	36.0m	23.8m (1)	30.6m (0)	1:59.33	29.19s	30.40s
2	Montana Nights	8	60.5m	0.0m (0)	12.6m (0)	2:01.25	29.54s	33.57s
5	Apache Whitesox	9	142.1m	4.2m (0)	44.0m (0)	2:07.67	31.45s	37.32s
1	Nightwatch Star	10	149.9m	28.0m (0)	52.2m (0)	2:08.28	30.31s	37.29s

## Finish Position and metres gained

First Arrow shows distance gain/loss from 2nd Qtr to 3rd Qtr,  
Second Arrow shows distance gain/loss from 3rd Qtr to Finish  
Blue arrow indicates best gain in these quarters.



Visual positions in race at 2nd Quarter

800



Visual positions in race at 3rd Quarter

400



Powered by



Harness Analyser

Sectional Analysis Software

Not just form | Free Trial

[www.facebook.com/PJHarnessRacing](http://www.facebook.com/PJHarnessRacing)



RISE Digital, Harness Racing Australia nor the provider accepts any responsibility for the completeness or accuracy of any of the information contained herein, and makes no representations about its suitability for any particular purpose. Users should make their own judgements about those matters and/or seek independent advice. You assume all risks associated with use of data provided on this page



# Tamworth Race 5 Distance 1609m

Thursday, 8 May 2025

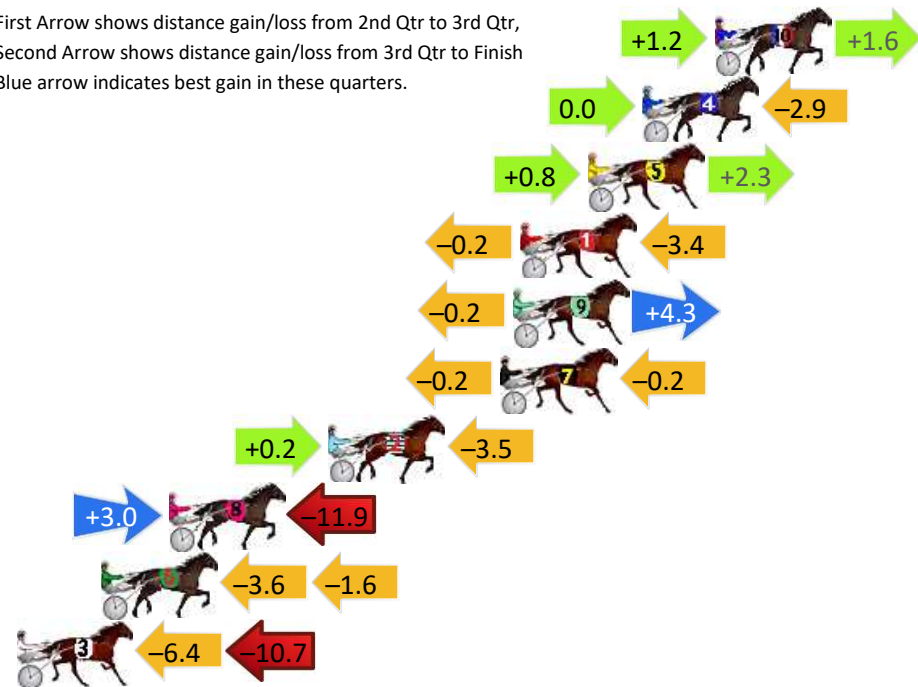
Gross Time: 1:58.10 MileRate: 1:58.10 LeadTime: 0.00s First Qtr: 29.70s Second Qtr: 30.80s Third Qtr: 28.30s Fourth Qtr: 29.20s

DATA TABLE: 800 / 400 Posi's are position from leader and (how wide the horse was at that position)

No	Horse	Plc	Mar	800 Posi	400 Posi	Time	3rd Qtr	4th Qt
10	My Rock Moves	1	0.0m	2.8m (1)	1.6m (1)	1:58.10	28.22s	29.08s
4	Bring Your Best	2	2.9m	0.0m (0)	0.0m (0)	1:58.32	28.30s	29.41s
5	Rocknroll Rambo	3	5.1m	8.2m (1)	7.4m (1)	1:58.49	28.25s	29.03s
1	Tafl Move	4	7.8m	4.2m (0)	4.4m (0)	1:58.70	28.31s	29.45s
9	Limousine Cheeky	5	8.1m	12.2m (0)	12.4m (0)	1:58.72	28.32s	28.89s
7	Country Major	6	8.6m	8.2m (0)	8.4m (0)	1:58.76	28.31s	29.21s
2	Midas Shannon	7	15.5m	12.2m (1)	12.0m (1)	1:59.29	28.28s	29.45s
8	Antetokounmpo	8	21.9m	13.0m (2)	10.0m (2)	1:59.78	28.07s	30.06s
6	Iamnopet	9	24.6m	19.4m (1)	23.0m (1)	1:59.98	28.56s	29.32s
3	Marksman	10	33.7m	16.6m (0)	23.0m (0)	2:00.68	28.75s	29.98s

## Finish Position and metres gained

First Arrow shows distance gain/loss from 2nd Qtr to 3rd Qtr,  
Second Arrow shows distance gain/loss from 3rd Qtr to Finish  
Blue arrow indicates best gain in these quarters.



800

Visual positions in race at 2nd Quarter



400

Visual positions in race at 3rd Quarter



Powered by



Harness Analyser

Sectional Analysis Software

Not just form | Free Trial

[www.facebook.com/PJHarnessRacing](http://www.facebook.com/PJHarnessRacing)



RISE Digital, Harness Racing Australia nor the provider accepts any responsibility for the completeness or accuracy of any of the information contained herein, and makes no representations about its suitability for any particular purpose. Users should make their own judgements about those matters and/or seek independent advice. You assume all risks associated with use of data provided on this page

# Tamworth Race 6 Distance 1609m

Thursday, 8 May 2025


Gross Time: 1:57.90 MileRate: 1:57.90 LeadTime: 0.00s First Qtr: 29.60s Second Qtr: 30.00s Third Qtr: 28.30s Fourth Qtr: 30.00s

DATA TABLE: 800 / 400 Posi's are position from leader and (how wide the horse was at that position)

No	Horse	Plc	Mar	800 Posi	400 Posi	Time	3rd Qtr	4th Qt
6	Manhattan Chick	1	0.0m	3.2m (1)	0.0m (1)	1:57.90	28.07s	30.00s
5	Adrenaline Rush	2	0.5m	0.0m (0)	0.0m (0)	1:57.94	28.30s	30.04s
3	Fleur Bella	3	1.8m	4.0m (0)	4.6m (1)	1:58.04	28.35s	29.79s
8	Cinnamon	4	4.1m	12.8m (1)	17.2m (2)	1:58.22	28.65s	29.02s
9	Katastrophee	5	10.3m	17.0m (1)	22.2m (1)	1:58.71	28.70s	29.11s
7	Safe Jewels	6	17.7m	12.2m (0)	17.8m (0)	1:59.29	28.71s	29.99s
2	Lady Pebbles	7	19.1m	8.0m (1)	14.4m (1)	1:59.40	28.75s	30.35s
1	Three Parts Grey	8	24.8m	8.2m (0)	12.8m (0)	1:59.85	28.61s	30.89s
10	Smolenski	9	31.3m	21.0m (1)	29.4m (0)	2:00.36	28.90s	30.14s
4	Queenhigh Flush	10	61.2m	25.4m (0)	44.0m (0)	2:02.71	29.61s	31.28s

## Finish Position and metres gained

First Arrow shows distance gain/loss from 2nd Qtr to 3rd Qtr, Second Arrow shows distance gain/loss from 3rd Qtr to Finish Blue arrow indicates best gain in these quarters.



Visual positions in race at 2nd Quarter



Visual positions in race at 3rd Quarter



Powered by



Harness Analyser

Sectional Analysis Software

Not just form | Free Trial

[www.facebook.com/PJHarnessRacing](http://www.facebook.com/PJHarnessRacing)



RISE Digital, Harness Racing Australia nor the provider accepts any responsibility for the completeness or accuracy of any of the information contained herein, and makes no representations about its suitability for any particular purpose. Users should make their own judgements about those matters and/or seek independent advice. You assume all risks associated with use of data provided on this page

# Tamworth Race 7 Distance 1980m

Thursday, 8 May 2025

Gross Time: 2:25.50

MileRate: 1:58.30

LeadTime: 26.00s

First Qtr: 30.00s

Second Qtr: 30.00s

Third Qtr: 29.30s


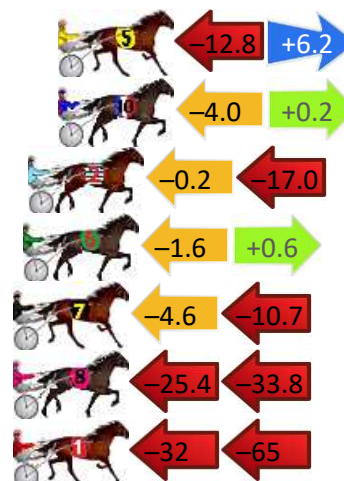
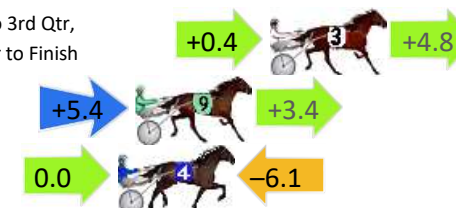
Fourth Qtr: 30.20s

DATA TABLE: 800 / 400 Posi's are position from leader and (how wide the horse was at that position)

NoHorse	Plc	Mar	800 Posi	400 Posi	Time	3rd Qtr	4th Qt
3 Bettor Cheer	1	0.0m	5.2m (1)	4.8m (0)	2:25.50	29.28s	29.84s
9 Annie Crocker	2	5.4m	14.2m (1)	8.8m (1)	2:25.93	28.90s	29.94s
4 Blazin Chimes	3	6.1m	0.0m (0)	0.0m (0)	2:25.98	29.29s	30.66s
5 Elouisa Dale	4	26.2m	19.6m (0)	32.4m (0)	2:27.57	30.25s	29.73s
10 Rainbow Jet	5	26.2m	22.4m (1)	26.4m (1)	2:27.57	29.60s	30.18s
2 Lachies Gamble	6	27.4m	10.2m (1)	10.4m (0)	2:27.67	29.30s	31.48s
6 You Cannot Hide	7	27.6m	26.6m (1)	28.2m (2)	2:27.68	29.42s	30.15s
7 Joe By The Seaside	8	33.5m	18.2m (1)	22.8m (0)	2:28.15	29.63s	31.00s
8 Capitallee	9	75.0m	15.8m (0)	41.2m (1)	2:31.43	31.14s	32.74s
1 Double Mach	10	104.0m	7.8m (0)	39.4m (0)	2:33.72	31.56s	35.05s

## Finish Position and metres gained

First Arrow shows distance gain/loss from 2nd Qtr to 3rd Qtr,  
Second Arrow shows distance gain/loss from 3rd Qtr to Finish  
Blue arrow indicates best gain in these quarters.



800

Visual positions in race at 2nd Quarter



400

Visual positions in race at 3rd Quarter



Powered by



Harness Analyser

Sectional Analysis Software

Not just form | Free Trial

[www.facebook.com/PJHarnessRacing](http://www.facebook.com/PJHarnessRacing)



RISE Digital, Harness Racing Australia nor the provider accepts any responsibility for the completeness or accuracy of any of the information contained herein, and makes no representations about its suitability for any particular purpose. Users should make their own judgements about those matters and/or seek independent advice. You assume all risks associated with use of data provided on this page

# Tamworth Race 8 Distance 1609m

Thursday, 8 May 2025


Gross Time: 1:57.20 MileRate: 1:57.20 LeadTime: 0.00s First Qtr: 28.50s Second Qtr: 30.10s Third Qtr: 29.10s Fourth Qtr: 29.60s

DATA TABLE: 800 / 400 Posi's are position from leader and (how wide the horse was at that position)

NoHorse	Plc	Mar	800 Posi	400 Posi	Time	3rd Qtr	4th Qt
4 Rippin Rupert	1	0.0m	0.0m (0)	0.0m (0)	1:57.20	29.10s	29.60s
1 Rose Noire	2	0.3m	4.0m (0)	4.0m (0)	1:57.22	29.10s	29.33s
7 Abdicate	3	7.0m	8.2m (0)	7.6m (1)	1:57.74	29.06s	29.56s
9 Next To Me	4	7.4m	9.4m (1)	8.0m (2)	1:57.77	29.00s	29.56s
2 My Ultimate Hugo	5	8.2m	12.6m (0)	12.6m (0)	1:57.84	29.10s	29.28s
3 He Said She Said	6	8.4m	0.0m (1)	1.0m (1)	1:57.85	29.17s	30.14s
8 Lachies Ideal	7	10.5m	4.8m (1)	3.0m (2)	1:58.01	28.96s	30.15s
6 Bee Seventeen	8	10.6m	18.0m (1)	17.8m (1)	1:58.02	29.09s	29.07s
10 Paris Princess	9	10.9m	16.8m (0)	17.2m (0)	1:58.05	29.13s	29.14s
5 Rocket Boy	10	13.0m	13.6m (1)	12.4m (2)	1:58.21	29.01s	29.64s

## Finish Position and metres gained

First Arrow shows distance gain/loss from 2nd Qtr to 3rd Qtr,  
Second Arrow shows distance gain/loss from 3rd Qtr to Finish  
Blue arrow indicates best gain in these quarters.



800

Visual positions in race at 2nd Quarter



400

Visual positions in race at 3rd Quarter



Powered by



Harness Analyser

Sectional Analysis Software

Not just form | Free Trial

[www.facebook.com/PJHarnessRacing](http://www.facebook.com/PJHarnessRacing)



RISE Digital, Harness Racing Australia nor the provider accepts any responsibility for the completeness or accuracy of any of the information contained herein, and makes no representations about its suitability for any particular purpose. Users should make their own judgements about those matters and/or seek independent advice. You assume all risks associated with use of data provided on this page



# Tamworth Race 9 Distance 1980m

Thursday, 8 May 2025

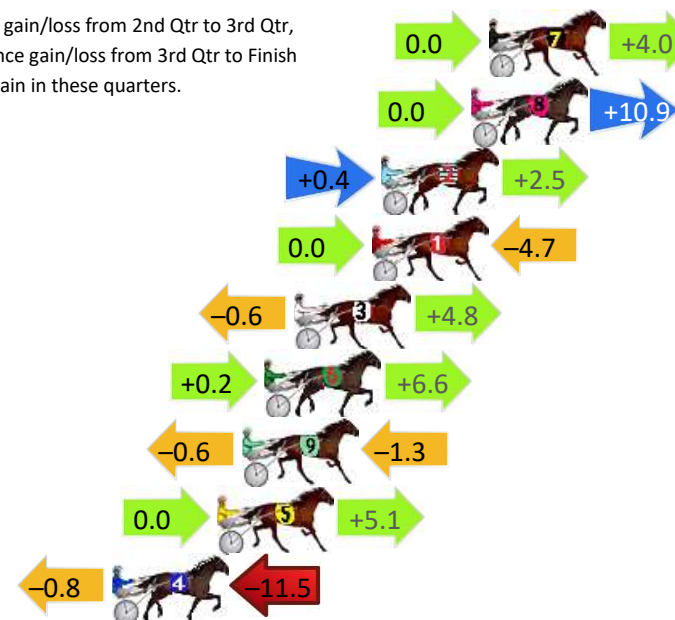
Gross Time: 2:26.90 MileRate: 1:59.40 LeadTime: 27.60s First Qtr: 31.60s Second Qtr: 29.60s Third Qtr: 28.10s Fourth Qtr: 30.00s

DATA TABLE: 800 / 400 Posi's are position from leader and (how wide the horse was at that position)

NoHorse	Plc	Mar	800 Posi	400 Posi	Time	3rd Qtr	4th Qt
7 Ashleys Blue Chip	1	0.0m	4.0m (0)	4.0m (0)	2:26.90	28.11s	29.70s
8 Fast Tracker	2	0.7m	11.6m (1)	11.6m (2)	2:26.95	28.13s	29.19s
2 Superbon	3	4.3m	7.2m (1)	6.8m (2)	2:27.24	28.08s	29.81s
1 Major Memphis	4	4.7m	0.0m (0)	0.0m (0)	2:27.27	28.09s	30.35s
3 Night To Remember	5	7.8m	12.0m (0)	12.6m (0)	2:27.51	28.15s	29.64s
6 Racing Paula	6	9.0m	15.8m (1)	15.6m (2)	2:27.61	28.10s	29.51s
9 Rocktagonal	7	9.9m	8.0m (0)	8.6m (1)	2:27.68	28.14s	30.10s
5 Escalera	8	10.9m	16.0m (0)	16.0m (1)	2:27.76	28.11s	29.62s
4 McCrikey	9	15.1m	2.8m (1)	3.6m (1)	2:28.09	28.13s	30.86s

## Finish Position and metres gained

First Arrow shows distance gain/loss from 2nd Qtr to 3rd Qtr,  
Second Arrow shows distance gain/loss from 3rd Qtr to Finish  
Blue arrow indicates best gain in these quarters.



800

Visual positions in race at 2nd Quarter



400

Visual positions in race at 3rd Quarter



Powered by



Harness Analyser

Sectional Analysis Software

Not just form | Free Trial

[www.facebook.com/PJHarnessRacing](http://www.facebook.com/PJHarnessRacing)



RISE Digital, Harness Racing Australia nor the provider accepts any responsibility for the completeness or accuracy of any of the information contained herein, and makes no representations about its suitability for any particular purpose. Users should make their own judgements about those matters and/or seek independent advice. You assume all risks associated with use of data provided on this page