

Newcastle Race 1 Distance 1609m

Friday, 9 May 2025

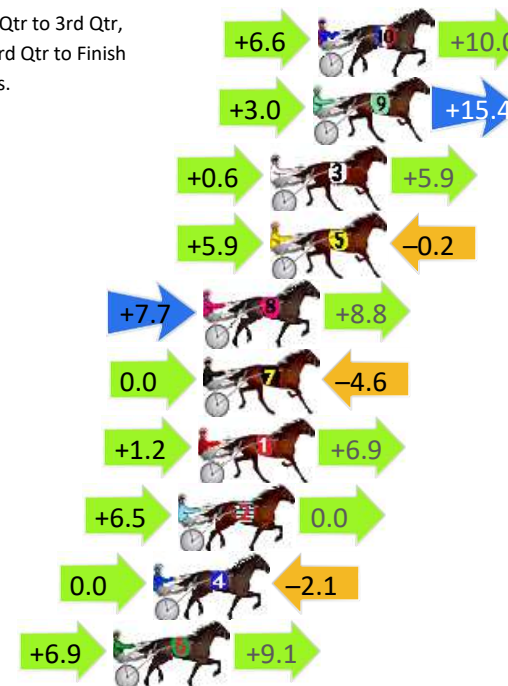
Gross Time: 1:57.20 MileRate: 1:57.20 LeadTime: 0.00s First Qtr: 28.20s Second Qtr: 31.30s Third Qtr: 28.60s Fourth Qtr: 29.10s

DATA TABLE: 800 / 400 Posi's are position from leader and (how wide the horse was at that position)

NoHorse	Plc	Mar	800 Posi	400 Posi	Time	3rd Qtr	4th Qt
10 Abstract Art	1	0.0m	16.6m (1)	10.0m (2)	1:57.20	28.14s	28.38s
9 Yesnomaybeso	2	0.2m	18.6m (0)	15.6m (1)	1:57.22	28.40s	28.00s
3 Collateral Beauty	3	1.9m	8.4m (0)	7.8m (1)	1:57.35	28.56s	28.69s
5 Ideal Mondo	4	1.9m	7.6m (1)	1.7m (1)	1:57.35	28.18s	29.13s
8 Beancounter	5	4.6m	21.1m (1)	13.4m (3)	1:57.55	28.06s	28.49s
7 Stealth Bomba	6	4.6m	0.0m (0)	0.0m (0)	1:57.55	28.60s	29.45s
1 Captain Dorian	7	4.8m	12.9m (0)	11.7m (0)	1:57.57	28.52s	28.63s
2 Johnny Dee	8	5.6m	12.1m (1)	5.6m (2)	1:57.63	28.14s	29.13s
4 Sky City	9	6.6m	4.5m (0)	4.5m (0)	1:57.70	28.60s	29.28s
6 Squadron	10	8.2m	24.2m (0)	17.3m (3)	1:57.83	28.12s	28.49s

Finish Position and metres gained

First Arrow shows distance gain/loss from 2nd Qtr to 3rd Qtr,
Second Arrow shows distance gain/loss from 3rd Qtr to Finish
Blue arrow indicates best gain in these quarters.



800

Visual positions in race at 2nd Quarter



400

Visual positions in race at 3rd Quarter

Newcastle Race 2 Distance 1609m

Friday, 9 May 2025


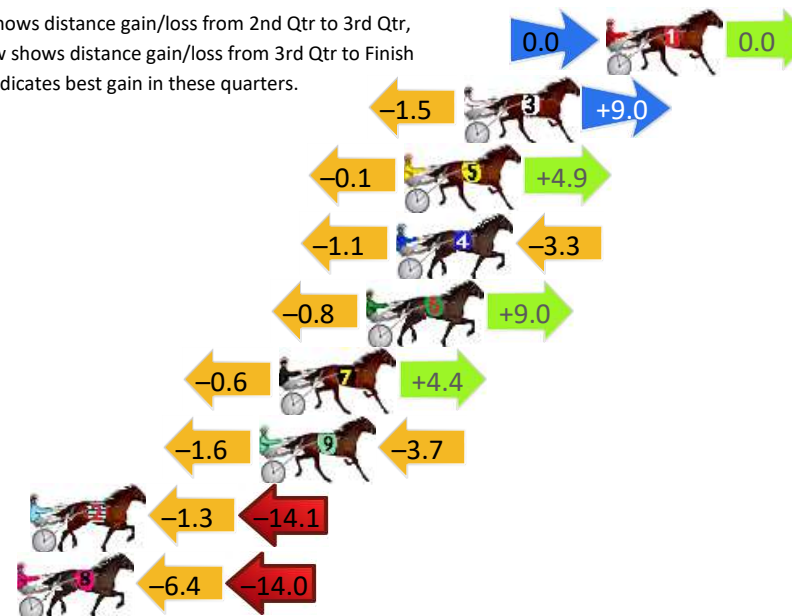
Gross Time: 1:53.00 MileRate: 1:53.00 LeadTime: 0.00s First Qtr: 26.80s Second Qtr: 29.20s Third Qtr: 28.10s Fourth Qtr: 28.90s

DATA TABLE: 800 / 400 Posi's are position from leader and (how wide the horse was at that position)

No	Horse	Plc	Mar	800 Posi	400 Posi	Time	3rd Qtr	4th Qt
1	Hezatreacheraus	1	0.0m	0.0m (0)	0.0m (0)	1:53.00	28.10s	28.90s
3	Halsey Nicole	2	5.7m	13.2m (0)	14.7m (1)	1:53.43	28.22s	28.29s
5	Aureus	3	8.1m	12.9m (1)	13.0m (2)	1:53.61	28.12s	28.59s
4	Mister Cheese	4	8.4m	4.0m (0)	5.1m (0)	1:53.64	28.18s	29.18s
6	Major Mickey	5	9.6m	17.8m (0)	18.6m (0)	1:53.73	28.18s	28.31s
7	Spirit King	6	13.1m	16.9m (1)	17.5m (2)	1:53.99	28.16s	28.65s
9	Shades Of Heaven	7	13.9m	8.6m (0)	10.2m (0)	1:54.05	28.22s	29.23s
2	Paytons Rock	8	23.1m	7.7m (1)	9.0m (2)	1:54.75	28.20s	30.01s
8	Terror Eyes	9	23.6m	3.2m (1)	9.6m (1)	1:54.79	28.56s	30.01s


Finish Position and metres gained

First Arrow shows distance gain/loss from 2nd Qtr to 3rd Qtr,
Second Arrow shows distance gain/loss from 3rd Qtr to Finish
Blue arrow indicates best gain in these quarters.



800

Visual positions in race at 2nd Quarter



400

Visual positions in race at 3rd Quarter



Powered by



Harness Analyser

Sectional Analysis Software

Not just form | Free Trial

www.facebook.com/PJHarnessRacing



RISE Digital, Harness Racing Australia nor the provider accepts any responsibility for the completeness or accuracy of any of the information contained herein, and makes no representations about its suitability for any particular purpose. Users should make their own judgements about those matters and/or seek independent advice. You assume all risks associated with use of data provided on this page

Newcastle Race 3 Distance 1609m

Friday, 9 May 2025



Gross Time: 1:53.70 MileRate: 1:53.70 LeadTime: 0.00s First Qtr: 26.80s Second Qtr: 30.90s Third Qtr: 27.60s Fourth Qtr: 28.40s

DATA TABLE: 800 / 400 Posi's are position from leader and (how wide the horse was at that position)

No	Horse	Plc	Mar	800 Posi	400 Posi	Time	3rd Qtr	4th Qt
6	Give Me A Minute	1	0.0m	0.0m (0)	0.0m (0)	1:53.70	27.60s	28.40s
9	Betterthanfederer	2	0.4m	12.0m (1)	3.5m (1)	1:53.73	27.02s	28.19s
1	Vincentius Maximus	3	2.8m	13.4m (0)	12.7m (0)	1:53.91	27.56s	27.73s
7	John McLean	4	4.1m	20.7m (1)	7.5m (1)	1:54.01	26.70s	28.19s
3	Hail Lucius	5	6.7m	4.4m (0)	4.0m (0)	1:54.20	27.58s	28.62s
2	Moth Hunter	6	8.0m	9.0m (0)	8.1m (0)	1:54.30	27.54s	28.44s
10	First String	7	10.9m	16.0m (1)	15.0m (2)	1:54.51	27.54s	28.17s
8	Never Know Charlie	8	11.4m	18.1m (0)	17.8m (0)	1:54.55	27.60s	28.01s
5	Onehandonebounce	9	46.5m	7.3m (1)	12.7m (1)	1:57.17	27.98s	30.99s

Finish Position and metres gained

First Arrow shows distance gain/loss from 2nd Qtr to 3rd Qtr,
Second Arrow shows distance gain/loss from 3rd Qtr to Finish
Blue arrow indicates best gain in these quarters.



Visual positions in race at 2nd Quarter



Visual positions in race at 3rd Quarter



Powered by



Harness Analyser

Sectional Analysis Software

Not just form | Free Trial

www.facebook.com/PJHarnessRacing



RISE Digital, Harness Racing Australia nor the provider accepts any responsibility for the completeness or accuracy of any of the information contained herein, and makes no representations about its suitability for any particular purpose. Users should make their own judgements about those matters and/or seek independent advice. You assume all risks associated with use of data provided on this page

Newcastle Race 4 Distance 1609m

Friday, 9 May 2025


Gross Time: 1:53.10 MileRate: 1:53.10 LeadTime: 0.00s First Qtr: 27.50s Second Qtr: 30.20s Third Qtr: 27.20s Fourth Qtr: 28.20s

DATA TABLE: 800 / 400 Posi's are position from leader and (how wide the horse was at that position)

No	Horse	Plc	Mar	800 Posi	400 Posi	Time	3rd Qtr	4th Qt
4	Seve	1	0.0m	0.0m (0)	0.0m (0)	1:53.10	27.20s	28.20s
5	Heavenly Holly	2	4.1m	15.7m (1)	13.4m (2)	1:53.40	27.06s	27.58s
3	Quaddie Vc	3	6.8m	4.7m (0)	13.4m (0)	1:53.60	27.80s	27.78s
10	Cya Art	4	7.6m	3.9m (1)	3.5m (1)	1:53.66	27.18s	28.52s
7	Rickoshay	5	11.0m	18.9m (0)	17.4m (0)	1:53.92	27.12s	27.82s
1	Paradise Point	6	11.6m	9.2m (1)	9.3m (1)	1:53.96	27.22s	28.42s
9	Pitch Perfect	7	11.7m	13.6m (0)	4.7m (0)	1:53.97	26.60s	28.75s
2	Major Reason	8	11.9m	9.5m (0)	9.3m (0)	1:53.98	27.20s	28.44s
6	Tinder Surprise	9	13.4m	21.6m (1)	16.9m (1)	1:54.09	26.90s	28.03s
8	Mailman	10	15.3m	25.7m (1)	20.9m (2)	1:54.23	26.90s	27.89s

Finish Position and metres gained

First Arrow shows distance gain/loss from 2nd Qtr to 3rd Qtr,
Second Arrow shows distance gain/loss from 3rd Qtr to Finish
Blue arrow indicates best gain in these quarters.



800

Visual positions in race at 2nd Quarter



400

Visual positions in race at 3rd Quarter



Powered by



Harness Analyser

Sectional Analysis Software

Not just form | Free Trial

www.facebook.com/PJHarnessRacing



RISE Digital, Harness Racing Australia nor the provider accepts any responsibility for the completeness or accuracy of any of the information contained herein, and makes no representations about its suitability for any particular purpose. Users should make their own judgements about those matters and/or seek independent advice. You assume all risks associated with use of data provided on this page

Newcastle Race 6 Distance 2030m

Friday, 9 May 2025

Gross Time: 2:30.30

MileRate: 1:59.20

LeadTime: 30.70s

First Qtr: 30.60s

Second Qtr: 30.80s

Third Qtr: 28.80s


Fourth Qtr: 29.40s

DATA TABLE: 800 / 400 Posi's are position from leader and (how wide the horse was at that position)

No	Horse	Plc	Mar	800 Posi	400 Posi	Time	3rd Qtr	4th Qt
9	Neon Tiger	1	0.0m	10.3m (1)	5.5m (2)	2:30.30	28.46s	29.00s
7	Jacqueline Rose	2	7.0m	23.2m (1)	16.0m (1)	2:30.84	28.30s	28.78s
10	Sir Candy Cloud	3	8.5m	5.9m (1)	1.7m (2)	2:30.96	28.50s	29.94s
8	Apache Bart	4	9.3m	18.7m (1)	10.5m (2)	2:31.02	28.22s	29.36s
3	Justawarrior	5	11.4m	0.0m (0)	0.0m (0)	2:31.18	28.80s	30.28s
5	See The Dream	6	15.6m	9.5m (0)	9.4m (1)	2:31.50	28.80s	29.92s
1	Eyes Been Patient	7	15.8m	5.0m (0)	4.4m (0)	2:31.52	28.76s	30.30s
4	Major Doodle	8	20.5m	14.8m (1)	12.2m (3)	2:31.88	28.62s	30.10s
6	Mystical Sunshine	9	21.0m	13.7m (0)	10.0m (0)	2:31.92	28.54s	30.30s
2	Goodtime Miki	10	22.1m	1.4m (1)	5.0m (1)	2:32.00	29.06s	30.74s


Finish Position and metres gained

First Arrow shows distance gain/loss from 2nd Qtr to 3rd Qtr,
Second Arrow shows distance gain/loss from 3rd Qtr to Finish
Blue arrow indicates best gain in these quarters.



800

Visual positions in race at 2nd Quarter



400

Visual positions in race at 3rd Quarter



Powered by



Harness Analyser

Sectional Analysis Software

Not just form | Free Trial

www.facebook.com/PJHarnessRacing



RISE Digital, Harness Racing Australia nor the provider accepts any responsibility for the completeness or accuracy of any of the information contained herein, and makes no representations about its suitability for any particular purpose. Users should make their own judgements about those matters and/or seek independent advice. You assume all risks associated with use of data provided on this page

Newcastle Race 7 Distance 1609m

Friday, 9 May 2025

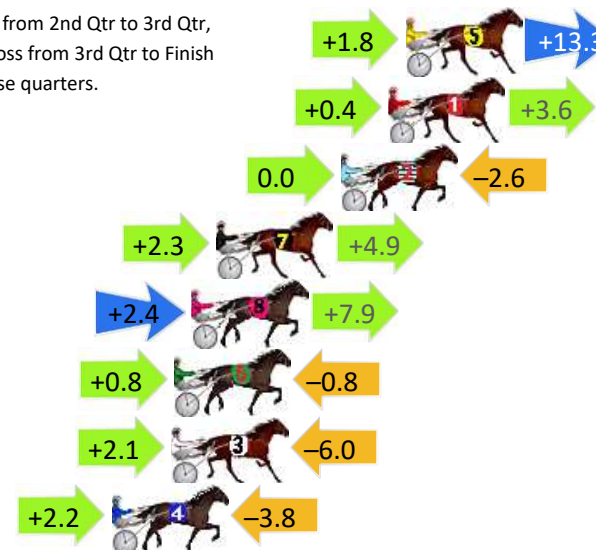
Gross Time: 1:55.10 MileRate: 1:55.10 LeadTime: 0.00s First Qtr: 28.10s Second Qtr: 30.30s Third Qtr: 27.70s Fourth Qtr: 29.00s

DATA TABLE: 800 / 400 Posi's are position from leader and (how wide the horse was at that position)

NoHorse	Plc	Mar	800 Posi	400 Posi	Time	3rd Qtr	4th Qt
5 Bouganvillea	1	0.0m	15.1m (0)	13.3m (0)	1:55.10	27.60s	28.06s
1 Woodlea Beaver	2	0.7m	4.7m (0)	4.3m (0)	1:55.15	27.68s	28.75s
2 My Lady Sarah	3	2.6m	0.0m (0)	0.0m (0)	1:55.30	27.70s	29.20s
7 Flare Up	4	7.6m	14.8m (1)	12.5m (1)	1:55.68	27.56s	28.70s
8 Eye Can Try	5	8.6m	18.9m (1)	16.5m (1)	1:55.75	27.56s	28.49s
6 Whiskey Girl	6	9.3m	9.3m (0)	8.5m (0)	1:55.81	27.66s	29.11s
3 Popstaromar	7	9.4m	5.5m (1)	3.4m (1)	1:55.82	27.56s	29.48s
4 Watslavgottado	8	11.8m	10.2m (1)	8.0m (1)	1:56.00	27.56s	29.34s

Finish Position and metres gained

First Arrow shows distance gain/loss from 2nd Qtr to 3rd Qtr,
Second Arrow shows distance gain/loss from 3rd Qtr to Finish
Blue arrow indicates best gain in these quarters.



800

Visual positions in race at 2nd Quarter



400

Visual positions in race at 3rd Quarter



Powered by



Harness Analyser

Sectional Analysis Software

Not just form | Free Trial

www.facebook.com/PJHarnessRacing



RISE Digital, Harness Racing Australia nor the provider accepts any responsibility for the completeness or accuracy of any of the information contained herein, and makes no representations about its suitability for any particular purpose. Users should make their own judgements about those matters and/or seek independent advice. You assume all risks associated with use of data provided on this page

Newcastle Race 8 Distance 1609m

Friday, 9 May 2025


Gross Time: 1:55.70 MileRate: 1:55.70 LeadTime: 0.00s First Qtr: 27.20s Second Qtr: 30.90s Third Qtr: 28.40s Fourth Qtr: 29.40s

DATA TABLE: 800 / 400 Posi's are position from leader and (how wide the horse was at that position)

No	Horse	Plc	Mar	800 Posi	400 Posi	Time	3rd Qtr	4th Qt
2	Might And Victory	1	0.0m	0.0m (0)	0.0m (0)	1:55.70	28.40s	29.40s
1	Our Ultimate May	2	4.3m	9.6m (0)	9.8m (0)	1:56.03	28.42s	29.03s
9	Violet Jay	3	11.3m	13.6m (0)	13.4m (0)	1:56.57	28.40s	29.31s
3	Riley Rocket	4	15.2m	4.5m (0)	5.0m (0)	1:56.87	28.44s	30.21s
5	American Breeze	5	21.8m	19.3m (0)	17.8m (1)	1:57.38	28.32s	29.80s
4	Rock Am Alyeska	6	25.0m	12.2m (1)	13.7m (1)	1:57.63	28.52s	30.35s
8	Franco's Delight	7	25.1m	1.4m (1)	3.9m (1)	1:57.63	28.58s	31.05s
6	Reckless Convict	8	33.0m	7.7m (1)	9.2m (1)	1:58.24	28.52s	31.28s
7	Tokoloshe	9	54.0m	17.3m (1)	14.5m (2)	1:59.86	28.22s	32.52s


Finish Position and metres gained

First Arrow shows distance gain/loss from 2nd Qtr to 3rd Qtr,
Second Arrow shows distance gain/loss from 3rd Qtr to Finish
Blue arrow indicates best gain in these quarters.



800

Visual positions in race at 2nd Quarter



400

Visual positions in race at 3rd Quarter



Powered by



Harness Analyser

Sectional Analysis Software

Not just form | Free Trial

www.facebook.com/PJHarnessRacing



RISE Digital, Harness Racing Australia nor the provider accepts any responsibility for the completeness or accuracy of any of the information contained herein, and makes no representations about its suitability for any particular purpose. Users should make their own judgements about those matters and/or seek independent advice. You assume all risks associated with use of data provided on this page

Newcastle Race 9 Distance 2030m

Friday, 9 May 2025

Gross Time: 2:31.40

MileRate: 2:00.00

LeadTime: 30.30s

First Qtr: 31.30s

Second Qtr: 31.50s

Third Qtr: 28.90s


Fourth Qtr: 29.40s

DATA TABLE: 800 / 400 Posi's are position from leader and (how wide the horse was at that position)

No	Horse	Plc	Mar	800 Posi	400 Posi	Time	3rd Qtr	4th Qt
6	Kissmelvis	1	0.0m	11.1m (1)	9.9m (1)	2:31.40	28.82s	28.68s
5	Shadow Eclipse	2	4.6m	7.0m (1)	5.5m (1)	2:31.75	28.80s	29.35s
10	Tough Talks	3	6.4m	15.3m (1)	8.3m (2)	2:31.89	28.40s	29.29s
4	Grosestar	4	11.4m	4.5m (0)	4.4m (0)	2:32.28	28.90s	29.96s
3	Wallaroy Boy	5	15.2m	8.4m (0)	8.3m (0)	2:32.57	28.90s	29.97s
7	Slingshot	6	17.8m	27.0m (1)	16.6m (1)	2:32.77	28.16s	29.57s
8	A Paradigm Shift	7	19.6m	20.9m (1)	14.4m (2)	2:32.91	28.44s	29.87s
1	Franco Storm	8	22.1m	13.4m (0)	13.3m (0)	2:33.10	28.90s	30.14s
9	Double Lines	9	22.4m	2.2m (1)	1.7m (1)	2:33.13	28.86s	31.01s
2	Stick Man	10	22.6m	0.0m (0)	0.0m (0)	2:33.14	28.90s	31.14s

Finish Position and metres gained

First Arrow shows distance gain/loss from 2nd Qtr to 3rd Qtr,
Second Arrow shows distance gain/loss from 3rd Qtr to Finish
Blue arrow indicates best gain in these quarters.



Visual positions in race at 2nd Quarter

800



Visual positions in race at 3rd Quarter

400



Powered by



Harness Analyser

Sectional Analysis Software

Not just form | Free Trial

www.facebook.com/PJHarnessRacing



RISE Digital, Harness Racing Australia nor the provider accepts any responsibility for the completeness or accuracy of any of the information contained herein, and makes no representations about its suitability for any particular purpose. Users should make their own judgements about those matters and/or seek independent advice. You assume all risks associated with use of data provided on this page