

# Wagga Riverina Race 1 Distance 2270m

Friday, 9 May 2025

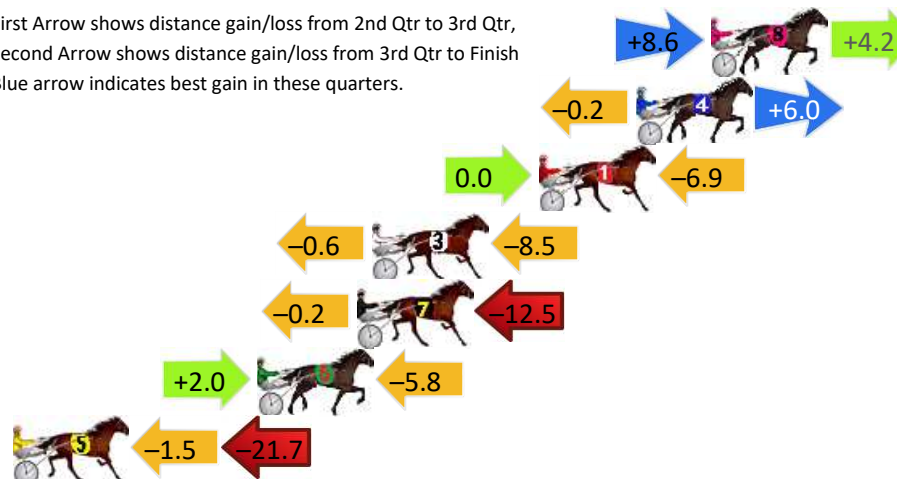
Gross Time: 2:47.90 MileRate: 1:59.00 LeadTime: 49.20s First Qtr: 31.40s Second Qtr: 30.00s Third Qtr: 28.50s Fourth Qtr: 28.80s

DATA TABLE: 800 / 400 Posi's are position from leader and (how wide the horse was at that position)

NoHorse	Plc	Mar	800 Posi	400 Posi	Time	3rd Qtr	4th Qt
8 Heavens Gotta Wait	1	0.0m	12.8m (1)	4.2m (2)	2:47.90	27.89s	28.50s
4 Jungle Shark	2	3.0m	8.8m (0)	9.0m (0)	2:48.13	28.52s	28.39s
1 Kristysgirl	3	6.9m	0.0m (0)	0.0m (0)	2:48.42	28.50s	29.32s
3 Yeah Nah	4	13.6m	4.5m (0)	5.1m (0)	2:48.93	28.54s	29.47s
7 Bondi Beach	5	14.2m	1.5m (1)	1.7m (1)	2:48.97	28.51s	29.75s
6 Tinnysmedad	6	18.2m	14.4m (0)	12.4m (2)	2:49.28	28.36s	29.30s
5 Bagley Boy	7	30.4m	7.2m (1)	8.7m (1)	2:50.20	28.61s	30.48s

## Finish Position and metres gained

First Arrow shows distance gain/loss from 2nd Qtr to 3rd Qtr,  
Second Arrow shows distance gain/loss from 3rd Qtr to Finish  
Blue arrow indicates best gain in these quarters.



800

Visual positions in race at 2nd Quarter



400

Visual positions in race at 3rd Quarter



Powered by



Harness Analyser

Sectional Analysis Software

Not just form | Free Trial

[www.facebook.com/PJHarnessRacing](http://www.facebook.com/PJHarnessRacing)



RISE Digital, Harness Racing Australia nor the provider accepts any responsibility for the completeness or accuracy of any of the information contained herein, and makes no representations about its suitability for any particular purpose. Users should make their own judgements about those matters and/or seek independent advice. You assume all risks associated with use of data provided on this page

# Wagga Riverina Race 2 Distance 1740m

Friday, 9 May 2025

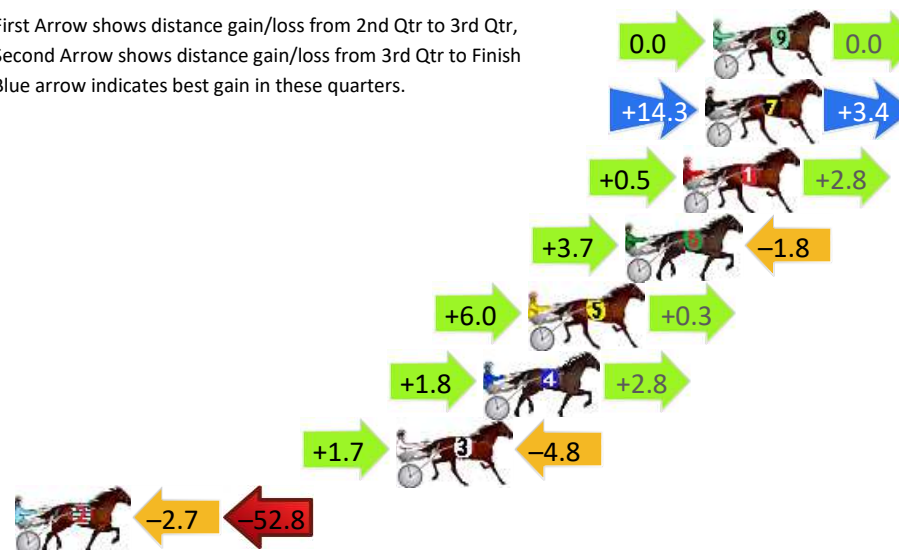
Gross Time: 2:04.60 MileRate: 1:55.30 LeadTime: 8.50s First Qtr: 29.50s Second Qtr: 29.80s Third Qtr: 28.80s Fourth Qtr: 28.00s

DATA TABLE: 800 / 400 Posi's are position from leader and (how wide the horse was at that position)

NoHorse	Plc	Mar	800 Posi	400 Posi	Time	3rd Qtr	4th Qt
9 Highlands Warrior	1	0.0m	0.0m (0)	0.0m (0)	2:04.60	28.80s	28.00s
7 Evileye	2	0.3m	18.0m (1)	3.7m (2)	2:04.62	27.77s	27.76s
1 Princess Arna	3	1.2m	4.5m (0)	4.0m (0)	2:04.69	28.76s	27.81s
6 Jilliby Ryder	4	3.5m	5.4m (1)	1.7m (1)	2:04.86	28.53s	28.14s
5 Secret Line	5	7.4m	13.7m (1)	7.7m (2)	2:05.14	28.36s	28.00s
4 Altatude	6	9.2m	13.8m (0)	12.0m (1)	2:05.28	28.66s	27.83s
3 Wamboyne Machete	7	12.7m	9.6m (1)	7.9m (1)	2:05.53	28.67s	28.37s
2 Maxys Gem	8	64.7m	9.2m (0)	11.9m (0)	2:09.36	28.98s	31.92s

## Finish Position and metres gained

First Arrow shows distance gain/loss from 2nd Qtr to 3rd Qtr,  
Second Arrow shows distance gain/loss from 3rd Qtr to Finish  
Blue arrow indicates best gain in these quarters.



800

Visual positions in race at 2nd Quarter



400

Visual positions in race at 3rd Quarter



Powered by



Harness Analyser

Sectional Analysis Software

Not just form | Free Trial

[www.facebook.com/PJHarnessRacing](http://www.facebook.com/PJHarnessRacing)



RISE Digital, Harness Racing Australia nor the provider accepts any responsibility for the completeness or accuracy of any of the information contained herein, and makes no representations about its suitability for any particular purpose. Users should make their own judgements about those matters and/or seek independent advice. You assume all risks associated with use of data provided on this page

# Wagga Riverina Race 3 Distance 1740m

Friday, 9 May 2025


Gross Time: 2:05.80 MileRate: 1:56.40 LeadTime: 8.50s First Qtr: 28.90s Second Qtr: 30.50s Third Qtr: 28.70s Fourth Qtr: 29.20s

DATA TABLE: 800 / 400 Posi's are position from leader and (how wide the horse was at that position)

No	Horse	Plc	Mar	800 Posi	400 Posi	Time	3rd Qtr	4th Qt
4	Betterthantheboyz	1	0.0m	4.5m (0)	4.2m (0)	2:05.80	28.68s	28.90s
7	Luvtoo	2	0.5m	0.0m (0)	0.0m (0)	2:05.84	28.70s	29.24s
5	Hes A Terror	3	1.4m	18.3m (1)	8.3m (3)	2:05.91	27.99s	28.71s
1	Life Gets Better	4	5.2m	8.1m (0)	7.8m (0)	2:06.20	28.68s	29.04s
6	Holme Boy	5	6.9m	22.7m (1)	12.8m (2)	2:06.33	28.00s	28.81s
2	Fiftyshadesofhay	6	7.5m	9.9m (1)	4.5m (2)	2:06.37	28.31s	29.45s
9	The Texas Ranger	7	8.9m	12.6m (0)	11.4m (1)	2:06.48	28.62s	29.06s
10	Dee Terror	8	9.2m	14.1m (1)	8.9m (2)	2:06.50	28.33s	29.26s
8	Village Area	9	10.4m	17.1m (0)	15.3m (0)	2:06.60	28.58s	28.90s
3	Amber Alert	10	17.4m	5.2m (1)	5.3m (1)	2:07.13	28.71s	30.15s

## Finish Position and metres gained

First Arrow shows distance gain/loss from 2nd Qtr to 3rd Qtr,  
Second Arrow shows distance gain/loss from 3rd Qtr to Finish  
Blue arrow indicates best gain in these quarters.



800

Visual positions in race at 2nd Quarter



400

Visual positions in race at 3rd Quarter



Powered by



Harness Analyser

Sectional Analysis Software

Not just form | Free Trial

[www.facebook.com/PJHarnessRacing](http://www.facebook.com/PJHarnessRacing)



RISE Digital, Harness Racing Australia nor the provider accepts any responsibility for the completeness or accuracy of any of the information contained herein, and makes no representations about its suitability for any particular purpose. Users should make their own judgements about those matters and/or seek independent advice. You assume all risks associated with use of data provided on this page

# Wagga Riverina Race 4 Distance 1740m

Friday, 9 May 2025



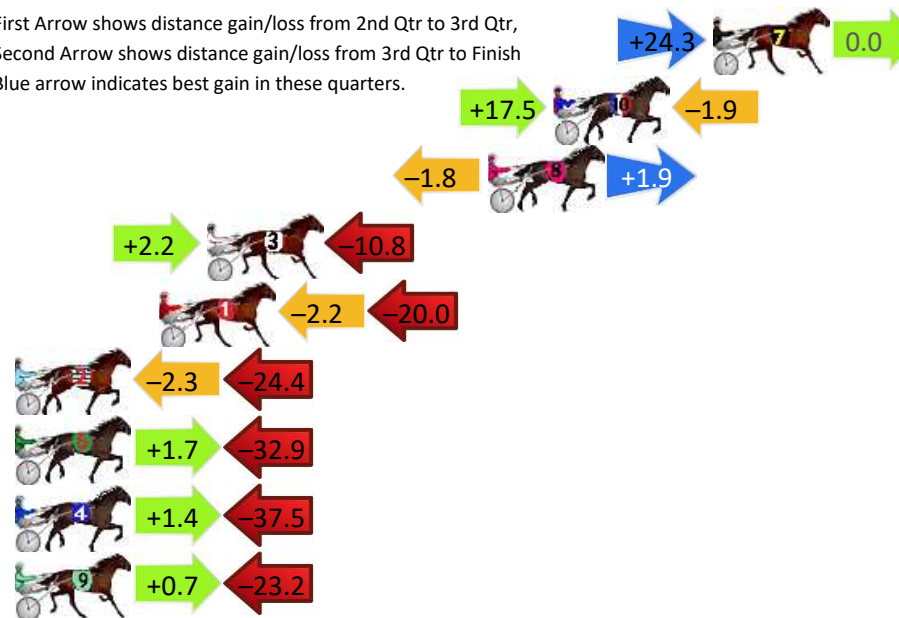
Gross Time: 2:03.70 MileRate: 1:54.40 LeadTime: 8.50s First Qtr: 28.00s Second Qtr: 29.60s Third Qtr: 29.10s Fourth Qtr: 28.50s

DATA TABLE: 800 / 400 Posi's are position from leader and (how wide the horse was at that position)

No	Horse	Plc	Mar	800 Posi	400 Posi	Time	3rd Qtr	4th Qt
7	Ava Leanne	1	0.0m	24.3m (2)	0.0m (2)	2:03.70	27.34s	28.50s
10	Papenhuyzen	2	6.4m	22.0m (1)	4.5m (2)	2:04.18	27.83s	28.66s
8	Our Triple Major	3	9.0m	9.1m (0)	10.9m (1)	2:04.37	29.22s	28.39s
3	Luvn Osman	4	20.3m	11.7m (1)	9.5m (2)	2:05.22	28.93s	29.34s
1	Alpha Xena	5	22.2m	0.0m (0)	2.2m (0)	2:05.36	29.26s	30.00s
2	I Lika Style	6	31.4m	4.7m (0)	7.0m (0)	2:06.05	29.26s	30.35s
6	We Dealin Diamonds	7	39.1m	7.9m (1)	6.2m (1)	2:06.63	28.97s	30.99s
4	Homebound	8	39.5m	3.4m (1)	2.0m (1)	2:06.66	28.99s	31.32s
9	Cullect A Starr	9	40.0m	17.5m (1)	16.8m (1)	2:06.69	29.03s	30.29s

## Finish Position and metres gained

First Arrow shows distance gain/loss from 2nd Qtr to 3rd Qtr, Second Arrow shows distance gain/loss from 3rd Qtr to Finish  
Blue arrow indicates best gain in these quarters.





# Wagga Riverina Race 5 Distance 1740m

Friday, 9 May 2025

Gross Time: 2:05.20

MileRate: 1:55.80

LeadTime: 8.90s

First Qtr: 30.00s

Second Qtr: 30.20s

Third Qtr: 28.70s


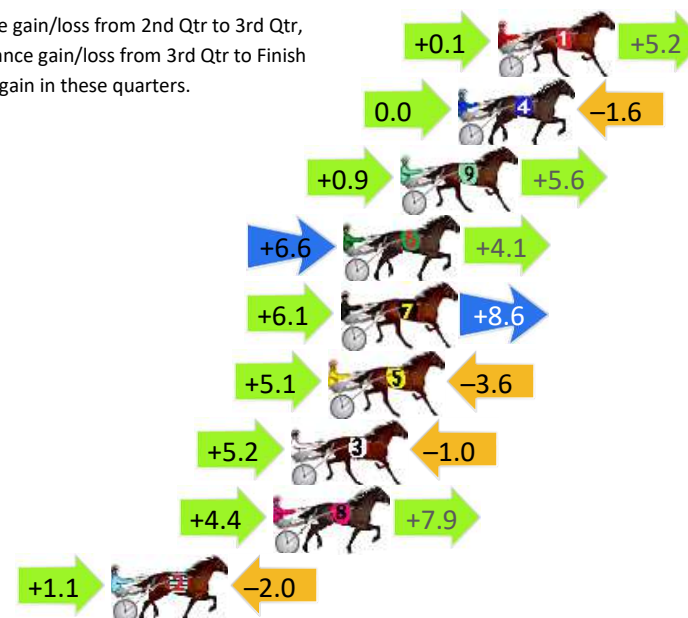
Fourth Qtr: 27.40s

DATA TABLE: 800 / 400 Posi's are position from leader and (how wide the horse was at that position)

No	Horse	Plc	Mar	800 Posi	400 Posi	Time	3rd Qtr	4th Qt
1	Shoobees Charm	1	0.0m	5.3m (0)	5.2m (0)	2:05.20	28.68s	27.04s
4	Cinematic	2	1.6m	0.0m (0)	0.0m (0)	2:05.32	28.70s	27.52s
9	Surprise Landing	3	3.9m	10.4m (0)	9.5m (0)	2:05.48	28.62s	27.02s
6	Keayang Blue Jeans	4	6.2m	16.9m (1)	10.3m (2)	2:05.65	28.21s	27.13s
7	Lessismore	5	6.3m	21.0m (1)	14.9m (3)	2:05.65	28.24s	26.81s
5	Hy Maintenance	6	6.8m	8.3m (1)	3.2m (1)	2:05.69	28.33s	27.67s
3	Spread The Fear	7	8.3m	12.5m (1)	7.3m (1)	2:05.80	28.32s	27.49s
8	Our Princess Di	8	9.0m	21.3m (0)	16.9m (2)	2:05.85	28.36s	26.87s
2	Sandys Ideal	9	15.5m	14.6m (0)	13.5m (1)	2:06.32	28.60s	27.58s


## Finish Position and metres gained

First Arrow shows distance gain/loss from 2nd Qtr to 3rd Qtr,  
Second Arrow shows distance gain/loss from 3rd Qtr to Finish  
Blue arrow indicates best gain in these quarters.



800

Visual positions in race at 2nd Quarter



400

Visual positions in race at 3rd Quarter



Powered by



Harness Analyser

Sectional Analysis Software

Not just form | Free Trial

[www.facebook.com/PJHarnessRacing](http://www.facebook.com/PJHarnessRacing)



RISE Digital, Harness Racing Australia nor the provider accepts any responsibility for the completeness or accuracy of any of the information contained herein, and makes no representations about its suitability for any particular purpose. Users should make their own judgements about those matters and/or seek independent advice. You assume all risks associated with use of data provided on this page

# Wagga Riverina Race 6 Distance 1740m

Friday, 9 May 2025


Gross Time: 2:04.10 MileRate: 1:54.80 LeadTime: 8.50s First Qtr: 29.70s Second Qtr: 29.90s Third Qtr: 27.90s Fourth Qtr: 28.10s

DATA TABLE: 800 / 400 Posi's are position from leader and (how wide the horse was at that position)

No	Horse	Plc	Mar	800 Posi	400 Posi	Time	3rd Qtr	4th Qt
9	Leaveamessage	1	0.0m	1.9m (1)	0.6m (1)	2:04.10	27.81s	28.06s
7	Dooo Dont Think	2	0.9m	0.0m (0)	0.0m (0)	2:04.17	27.90s	28.17s
6	Classic Beesmack	3	3.8m	4.0m (0)	3.7m (0)	2:04.38	27.88s	28.12s
3	Heavens Badgirl	4	4.1m	8.4m (0)	8.1m (0)	2:04.40	27.88s	27.84s
8	Lachies Delight	5	7.2m	16.4m (0)	15.8m (0)	2:04.63	27.86s	27.53s
1	Shez Bettors Babe	6	9.9m	12.1m (0)	12.1m (0)	2:04.83	27.90s	27.99s
5	Our Rocky	7	11.7m	20.8m (0)	19.8m (0)	2:04.96	27.84s	27.58s
4	Rocketon	8	12.9m	11.4m (1)	11.5m (2)	2:05.05	27.91s	28.25s
2	Bettors Moon	9	24.9m	16.8m (1)	17.0m (1)	2:05.94	27.91s	28.76s
10	Fe Fe On Fire	10	29.0m	6.2m (1)	8.6m (1)	2:06.24	28.07s	29.64s

## Finish Position and metres gained

First Arrow shows distance gain/loss from 2nd Qtr to 3rd Qtr, Second Arrow shows distance gain/loss from 3rd Qtr to Finish Blue arrow indicates best gain in these quarters.



800

Visual positions in race at 2nd Quarter



400

Visual positions in race at 3rd Quarter



Powered by



Harness Analyser

Sectional Analysis Software

Not just form | Free Trial

[www.facebook.com/PJHarnessRacing](http://www.facebook.com/PJHarnessRacing)



RISE Digital, Harness Racing Australia nor the provider accepts any responsibility for the completeness or accuracy of any of the information contained herein, and makes no representations about its suitability for any particular purpose. Users should make their own judgements about those matters and/or seek independent advice. You assume all risks associated with use of data provided on this page

# Wagga Riverina Race 7 Distance 2270m

Friday, 9 May 2025

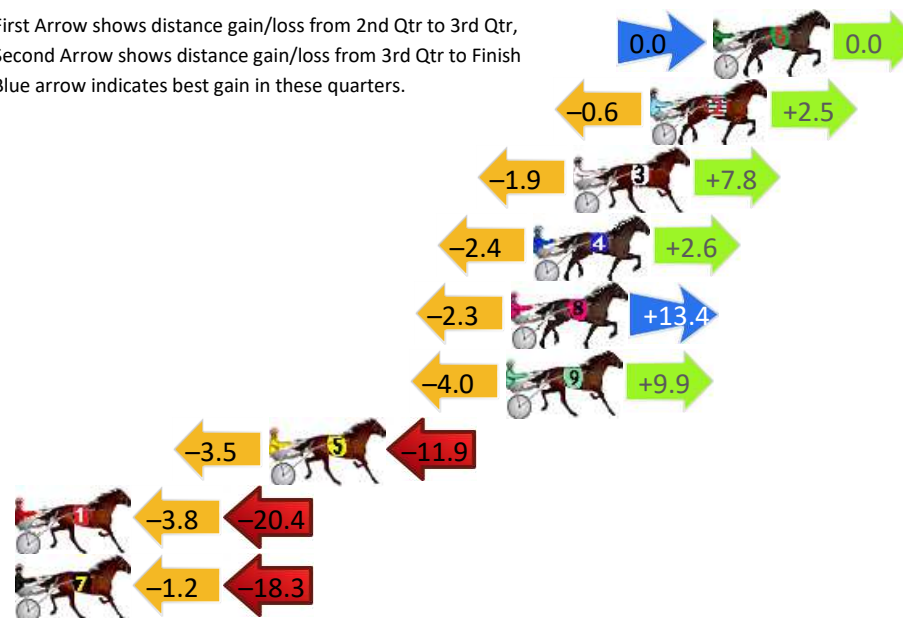
Gross Time: 2:42.80 MileRate: 1:55.40 LeadTime: 46.00s First Qtr: 30.80s Second Qtr: 28.40s Third Qtr: 27.70s Fourth Qtr: 29.90s

DATA TABLE: 800 / 400 Posi's are position from leader and (how wide the horse was at that position)

No	Horse	Plc	Mar	800 Posi	400 Posi	Time	3rd Qtr	4th Qt
6	Jetter Son	1	0.0m	0.0m (0)	0.0m (0)	2:42.80	27.70s	29.90s
2	Rockaway Beach	2	2.5m	4.4m (0)	5.0m (0)	2:43.00	27.76s	29.74s
3	Thanks Be To God	3	5.6m	11.5m (1)	13.4m (1)	2:43.24	27.87s	29.38s
4	Caribbean Pride	4	7.2m	7.4m (1)	9.8m (2)	2:43.36	27.89s	29.76s
8	Bubba Nay	5	8.1m	19.2m (0)	21.5m (1)	2:43.43	27.92s	28.99s
9	Braebeach	6	8.3m	14.2m (0)	18.2m (0)	2:43.45	28.02s	29.25s
5	Waves Of Chance	7	17.8m	2.4m (1)	5.9m (1)	2:44.19	27.95s	30.87s
1	Wamboyneinamerica	8	34.4m	10.2m (0)	14.0m (0)	2:45.49	28.00s	31.59s
7	Fasting	9	35.6m	16.1m (1)	17.3m (2)	2:45.59	27.83s	31.45s

## Finish Position and metres gained

First Arrow shows distance gain/loss from 2nd Qtr to 3rd Qtr,  
Second Arrow shows distance gain/loss from 3rd Qtr to Finish  
Blue arrow indicates best gain in these quarters.



800

Visual positions in race at 2nd Quarter



400

Visual positions in race at 3rd Quarter



Powered by



Harness Analyser

Sectional Analysis Software

Not just form | Free Trial

[www.facebook.com/PJHarnessRacing](http://www.facebook.com/PJHarnessRacing)



RISE Digital, Harness Racing Australia nor the provider accepts any responsibility for the completeness or accuracy of any of the information contained herein, and makes no representations about its suitability for any particular purpose. Users should make their own judgements about those matters and/or seek independent advice. You assume all risks associated with use of data provided on this page

# Wagga Riverina Race 8 Distance 1740m

Friday, 9 May 2025

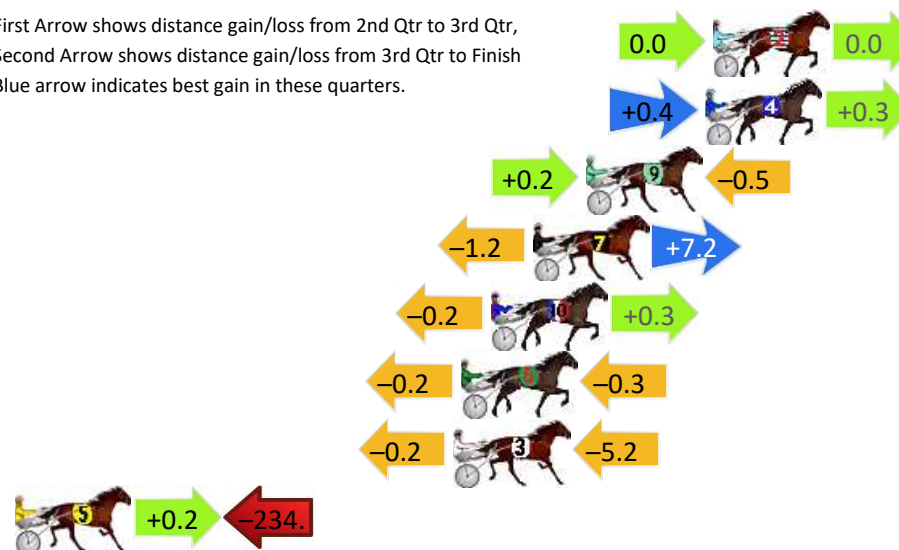
Gross Time: 2:04.60 MileRate: 1:55.20 LeadTime: 8.80s First Qtr: 29.40s Second Qtr: 31.70s Third Qtr: 27.70s Fourth Qtr: 27.00s

DATA TABLE: 800 / 400 Posi's are position from leader and (how wide the horse was at that position)

NoHorse	Plc	Mar	800 Posi	400 Posi	Time	3rd Qtr	4th Qt
2 Day Two	1	0.0m	0.0m (0)	0.0m (0)	2:04.60	27.70s	27.00s
4 Gotta Hav Me	2	0.3m	1.0m (1)	0.6m (1)	2:04.62	27.67s	26.98s
9 Tizzy Lizzie	3	5.1m	4.8m (0)	4.6m (0)	2:04.96	27.69s	27.03s
7 Harperville	4	7.2m	13.2m (0)	14.4m (0)	2:05.11	27.78s	26.52s
10 Rock The Nation	5	8.9m	9.0m (0)	9.2m (0)	2:05.23	27.71s	26.98s
6 Bolanalong	6	10.1m	9.6m (1)	9.8m (1)	2:05.32	27.71s	27.02s
3 Harrys Deal	7	10.4m	5.0m (1)	5.2m (1)	2:05.34	27.72s	27.35s
5 Lieutenant Arden	8	248.1m	14.0m (1)	13.8m (1)	2:22.25	27.89s	42.73s

## Finish Position and metres gained

First Arrow shows distance gain/loss from 2nd Qtr to 3rd Qtr,  
Second Arrow shows distance gain/loss from 3rd Qtr to Finish  
Blue arrow indicates best gain in these quarters.



800

Visual positions in race at 2nd Quarter



400

Visual positions in race at 3rd Quarter



Powered by



Harness Analyser

Sectional Analysis Software

Not just form | Free Trial

[www.facebook.com/PJHarnessRacing](http://www.facebook.com/PJHarnessRacing)



RISE Digital, Harness Racing Australia nor the provider accepts any responsibility for the completeness or accuracy of any of the information contained herein, and makes no representations about its suitability for any particular purpose. Users should make their own judgements about those matters and/or seek independent advice. You assume all risks associated with use of data provided on this page



# Wagga Riverina Race 9 Distance 1740m

Friday, 9 May 2025

Gross Time: 2:01.90 MileRate: 1:52.70 LeadTime: 8.50s First Qtr: 28.30s Second Qtr: 29.30s Third Qtr: 28.00s Fourth Qtr: 27.80s

DATA TABLE: 800 / 400 Posi's are position from leader and (how wide the horse was at that position)

No	Horse	Plc	Mar	800 Posi	400 Posi	Time	3rd Qtr	4th Qt
3	Kia Ora Beauty	1	0.0m	4.6m (0)	4.6m (0)	2:01.90	28.00s	27.48s
4	Dieing Art	2	0.4m	3.9m (1)	0.6m (1)	2:01.93	27.77s	27.79s
9	Carrera Sunset	3	4.1m	14.7m (0)	13.9m (0)	2:02.20	27.94s	27.14s
10	Carlo Gambino	4	4.5m	11.9m (1)	10.1m (1)	2:02.23	27.87s	27.43s
5	Skittle Bomb	5	4.6m	0.0m (0)	0.0m (0)	2:02.24	28.00s	28.14s
1	Just Rollyourown	6	8.4m	10.1m (0)	9.5m (0)	2:02.51	27.96s	27.75s
6	Zenxena	7	10.3m	15.6m (1)	13.9m (1)	2:02.65	27.87s	27.59s
2	My Ultimate Skeeta	8	13.9m	7.6m (1)	5.8m (1)	2:02.92	27.87s	28.42s
8	Keto	9	21.3m	21.4m (1)	18.5m (1)	2:03.46	27.79s	28.08s
7	Sweet Coco	10	153.5m	88.5m (0)	101.2m (0)	2:13.12	28.86s	32.00s

## Finish Position and metres gained

First Arrow shows distance gain/loss from 2nd Qtr to 3rd Qtr,  
Second Arrow shows distance gain/loss from 3rd Qtr to Finish  
Blue arrow indicates best gain in these quarters.

