

Menangle Race 1 Distance 1609m

Saturday, 10 May 2025

Gross Time: 1:50.40 MileRate: 1:50.40 LeadTime: 0.00s First Qtr: 27.60s Second Qtr: 28.60s Third Qtr: 27.20s Fourth Qtr: 27.00s

DATA TABLE: 800 / 400 Posi's are position from leader and (how wide the horse was at that position)

NoHorse	Plc	Mar	800 Posi	400 Posi	Time	3rd Qtr	4th Qt
4 Im The Falcon	1	0.0m	0.0m (0)	0.0m (0)	1:50.40	27.20s	27.00s
6 Kingmaker	2	1.3m	6.9m (1)	6.7m (1)	1:50.49	27.19s	26.64s
11 Jay Ok	3	6.1m	19.4m (1)	19.8m (1)	1:50.83	27.23s	26.10s
10 Chevron Art	4	6.7m	2.8m (1)	3.2m (1)	1:50.88	27.23s	27.26s
5 Terry	5	7.0m	13.0m (0)	13.7m (0)	1:50.90	27.24s	26.58s
8 Ravishing Sloy	6	7.1m	15.2m (1)	15.9m (2)	1:50.90	27.24s	26.44s
9 Whereyabinboppin	7	9.7m	17.2m (0)	17.8m (0)	1:51.09	27.24s	26.49s
1 Cassius Deck	8	11.4m	8.9m (0)	10.1m (0)	1:51.21	27.28s	27.13s
2 District Attorney	9	11.7m	4.7m (0)	4.8m (0)	1:51.23	27.20s	27.51s
3 Petes Said So	10	12.5m	11.1m (1)	12.1m (1)	1:51.29	27.27s	27.08s

Finish Position and metres gained

First Arrow shows distance gain/loss from 2nd Qtr to 3rd Qtr,
Second Arrow shows distance gain/loss from 3rd Qtr to Finish
Blue arrow indicates best gain in these quarters.



800

Visual positions in race at 2nd Quarter



400

Visual positions in race at 3rd Quarter

Menangle Race 2 Distance 1609m

Saturday, 10 May 2025


Gross Time: 1:50.60 MileRate: 1:50.60 LeadTime: 0.00s First Qtr: 28.00s Second Qtr: 28.40s Third Qtr: 27.30s Fourth Qtr: 26.90s

DATA TABLE: 800 / 400 Posi's are position from leader and (how wide the horse was at that position)

No	Horse	Plc	Mar	800 Posi	400 Posi	Time	3rd Qtr	4th Qt
1	Franco Tyson	1	0.0m	4.1m (0)	4.2m (0)	1:50.60	27.30s	26.62s
3	Guilty Party	2	6.6m	8.3m (0)	8.9m (0)	1:51.07	27.34s	26.77s
2	Sweetheart Bart	3	8.2m	0.0m (0)	0.0m (0)	1:51.18	27.30s	27.48s
5	Port Au Prince	4	19.8m	12.4m (0)	14.9m (0)	1:52.00	27.46s	27.30s
9	American Hammer	5	20.7m	21.6m (1)	21.4m (0)	1:52.07	27.27s	26.93s
8	Captain Blood	6	25.4m	13.1m (1)	14.7m (2)	1:52.40	27.40s	27.71s
11	Red Reactor	7	27.3m	16.9m (1)	19.0m (3)	1:52.53	27.43s	27.55s
12	Raging Sea	8	28.7m	17.1m (0)	18.0m (1)	1:52.63	27.35s	27.72s
6	Boyzhavtime	9	33.0m	9.3m (1)	14.5m (1)	1:52.94	27.65s	28.26s
4	Titian Raider	10	36.9m	4.0m (1)	9.7m (1)	1:53.22	27.69s	28.86s

Finish Position and metres gained

First Arrow shows distance gain/loss from 2nd Qtr to 3rd Qtr,
Second Arrow shows distance gain/loss from 3rd Qtr to Finish
Blue arrow indicates best gain in these quarters.



800

Visual positions in race at 2nd Quarter



400

Visual positions in race at 3rd Quarter



Powered by



Harness Analyser

Sectional Analysis Software

Not just form | Free Trial

www.facebook.com/PJHarnessRacing



RISE Digital, Harness Racing Australia nor the provider accepts any responsibility for the completeness or accuracy of any of the information contained herein, and makes no representations about its suitability for any particular purpose. Users should make their own judgements about those matters and/or seek independent advice. You assume all risks associated with use of data provided on this page

Menangle Race 3 Distance 1609m

Saturday, 10 May 2025


Gross Time: 1:50.40 MileRate: 1:50.40 LeadTime: 0.00s First Qtr: 26.80s Second Qtr: 29.10s Third Qtr: 28.20s Fourth Qtr: 26.30s

DATA TABLE: 800 / 400 Posi's are position from leader and (how wide the horse was at that position)

NoHorse	Plc	Mar	800 Posi	400 Posi	Time	3rd Qtr	4th Qt
6 The Narcissist	1	0.0m	0.0m (0)	0.0m (0)	1:50.40	28.20s	26.30s
9 No Heart Throb	2	13.7m	21.7m (0)	15.0m (1)	1:51.35	27.69s	26.24s
7 Dom Toretto	3	17.3m	8.4m (1)	6.7m (1)	1:51.60	28.07s	27.05s
1 Quiet Storm	4	17.3m	8.6m (0)	9.5m (0)	1:51.60	28.24s	26.86s
8 Boom	5	19.4m	13.0m (1)	11.1m (1)	1:51.75	28.05s	26.89s
4 Has The Courage	6	22.1m	17.1m (0)	17.1m (0)	1:51.93	28.16s	26.67s
2 Dance And Deliver	7	23.6m	12.6m (0)	13.3m (0)	1:52.04	28.22s	27.04s
5 Ooga Chaka	8	24.6m	3.8m (1)	2.6m (1)	1:52.11	28.11s	27.83s
3 Ryans Gangster	9	33.5m	4.0m (0)	5.3m (0)	1:52.72	28.28s	28.26s

Finish Position and metres gained

First Arrow shows distance gain/loss from 2nd Qtr to 3rd Qtr,
Second Arrow shows distance gain/loss from 3rd Qtr to Finish
Blue arrow indicates best gain in these quarters.



800

Visual positions in race at 2nd Quarter



400

Visual positions in race at 3rd Quarter



Powered by



Harness Analyser

Sectional Analysis Software

Not just form | Free Trial

www.facebook.com/PJHarnessRacing



RISE Digital, Harness Racing Australia nor the provider accepts any responsibility for the completeness or accuracy of any of the information contained herein, and makes no representations about its suitability for any particular purpose. Users should make their own judgements about those matters and/or seek independent advice. You assume all risks associated with use of data provided on this page

Menangle Race 4 Distance 1609m

Saturday, 10 May 2025


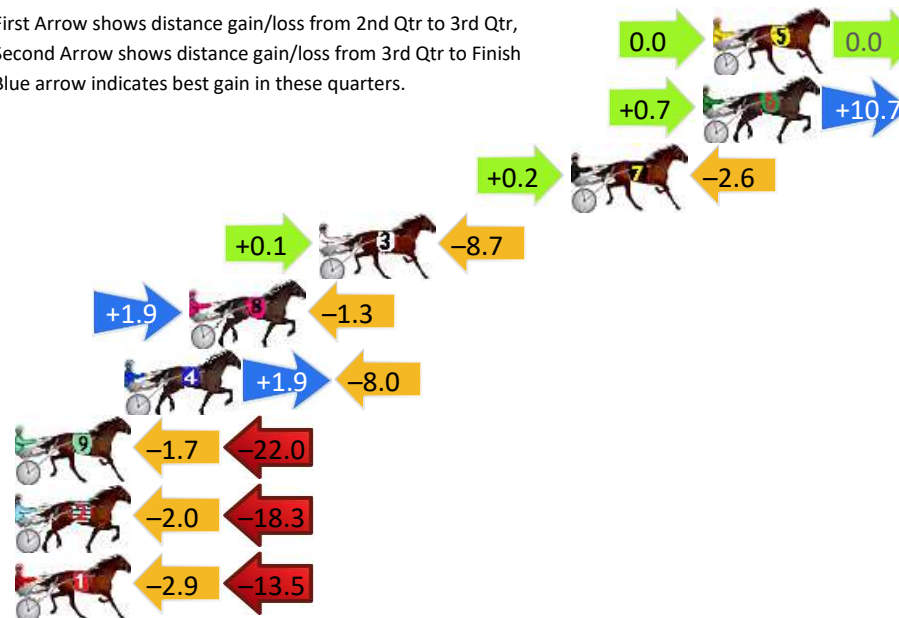
Gross Time: 1:53.30 MileRate: 1:53.30 LeadTime: 0.00s First Qtr: 26.90s Second Qtr: 30.10s Third Qtr: 28.30s Fourth Qtr: 28.00s

DATA TABLE: 800 / 400 Posi's are position from leader and (how wide the horse was at that position)

No	Horse	Plc	Mar	800 Posi	400 Posi	Time	3rd Qtr	4th Qt
5	Quatro Moth	1	0.0m	0.0m (0)	0.0m (0)	1:53.30	28.30s	28.00s
6	Capture Our Heart	2	0.4m	11.8m (1)	11.1m (1)	1:53.33	28.25s	27.26s
7	Conciliate	3	5.7m	3.3m (1)	3.1m (1)	1:53.72	28.29s	28.21s
3	Tonys Dream	4	15.8m	7.2m (1)	7.1m (1)	1:54.46	28.29s	28.67s
8	Kellys Colours	5	21.0m	21.6m (0)	19.7m (0)	1:54.85	28.16s	28.17s
4	Line Of Courage	6	23.6m	17.5m (1)	15.6m (1)	1:55.04	28.17s	28.64s
9	Fake Friends	7	28.3m	4.6m (0)	6.3m (0)	1:55.38	28.42s	29.64s
2	Im On No Sleep	8	28.6m	8.3m (0)	10.3m (0)	1:55.41	28.44s	29.39s
1	Cheval Julia	9	29.5m	13.1m (0)	16.0m (0)	1:55.47	28.50s	29.05s

Finish Position and metres gained

First Arrow shows distance gain/loss from 2nd Qtr to 3rd Qtr,
Second Arrow shows distance gain/loss from 3rd Qtr to Finish
Blue arrow indicates best gain in these quarters.



800

Visual positions in race at 2nd Quarter



400

Visual positions in race at 3rd Quarter

Menangle Race 5 Distance 2300m

Saturday, 10 May 2025



Gross Time: 2:47.50 MileRate: 1:57.20 LeadTime: 49.70s First Qtr: 30.30s Second Qtr: 29.90s Third Qtr: 28.60s Fourth Qtr: 29.00s

DATA TABLE: 800 / 400 Posi's are position from leader and (how wide the horse was at that position)

No	Horse	Plc	Mar	800 Posi	400 Posi	Time	3rd Qtr	4th Qt
1	Gatesys Gem	1	0.0m	3.8m (1)	0.0m (0)	2:47.50	28.33s	29.00s
11	Tracy The Jet	2	1.0m	16.7m (1)	13.8m (2)	2:47.58	28.40s	28.09s
12	Iron Women	3	47.7m	12.2m (1)	13.1m (1)	2:51.13	28.67s	31.70s
5	Aldebaran Sue	4	52.9m	22.3m (1)	22.6m (1)	2:51.53	28.63s	31.41s
4	Miss Ohana	5	53.7m	0.0m (0)	13.4m (0)	2:51.59	29.56s	32.13s
3	Jilliby Dreamlover	6	125.1m	71.5m (0)	83.0m (0)	2:57.02	29.46s	32.58s
10	Oria	7	141.1m	9.0m (0)	21.2m (0)	2:58.24	29.48s	38.22s
6	Bertinelli	8	177.6m	102.4m (0)	117.9m (0)	3:01.01	29.76s	34.07s
9	Keayang Kurki	9	234.9m	136.2m (0)	155.6m (0)	3:05.37	30.06s	35.73s
7	Why Tanya Sue	10	274.7m	158.7m (0)	182.1m (0)	3:08.40	30.36s	36.86s

Finish Position and metres gained

First Arrow shows distance gain/loss from 2nd Qtr to 3rd Qtr,
Second Arrow shows distance gain/loss from 3rd Qtr to Finish
Blue arrow indicates best gain in these quarters.



Menangle Race 6 Distance 2300m

Saturday, 10 May 2025


Gross Time: 2:43.30 MileRate: 1:54.30 LeadTime: 50.00s First Qtr: 29.20s Second Qtr: 29.40s Third Qtr: 27.30s Fourth Qtr: 27.40s

DATA TABLE: 800 / 400 Posi's are position from leader and (how wide the horse was at that position)

NoHorse	Plc	Mar	800 Posi	400 Posi	Time	3rd Qtr	4th Qt
6 Cool And Classy	1	0.0m	1.0m (1)	0.8m (1)	2:43.30	27.29s	27.35s
3 Soho Americano	2	3.3m	0.0m (0)	0.0m (0)	2:43.54	27.30s	27.64s
5 Sugar Pie Honey	3	6.8m	8.9m (0)	10.0m (0)	2:43.79	27.38s	27.21s
1 Ruby Rules	4	12.1m	13.6m (0)	13.4m (2)	2:44.17	27.29s	27.36s
10 Ill Be Gone	5	14.5m	4.7m (0)	5.9m (0)	2:44.35	27.38s	28.05s
7 Namaka	6	20.5m	10.4m (1)	9.6m (1)	2:44.78	27.25s	28.22s
11 Beach Diamond	7	20.9m	2.6m (2)	4.5m (2)	2:44.81	27.43s	28.60s
2 Gunna Reload	8	23.4m	5.7m (1)	5.5m (1)	2:44.99	27.29s	28.71s
8 Ivseenheavenslight	9	32.1m	9.7m (2)	8.7m (2)	2:45.61	27.23s	29.13s
9 Miss Ari	10	59.4m	18.1m (1)	14.7m (3)	2:47.58	27.07s	30.68s

Finish Position and metres gained

First Arrow shows distance gain/loss from 2nd Qtr to 3rd Qtr,
Second Arrow shows distance gain/loss from 3rd Qtr to Finish
Blue arrow indicates best gain in these quarters.



Visual positions in race at 2nd Quarter

800



Visual positions in race at 3rd Quarter

400



Powered by



Harness Analyser

Sectional Analysis Software

Not just form | Free Trial

www.facebook.com/PJHarnessRacing



RISE Digital, Harness Racing Australia nor the provider accepts any responsibility for the completeness or accuracy of any of the information contained herein, and makes no representations about its suitability for any particular purpose. Users should make their own judgements about those matters and/or seek independent advice. You assume all risks associated with use of data provided on this page

Menangle Race 7 Distance 1609m

Saturday, 10 May 2025


Gross Time: 1:49.30 MileRate: 1:49.30 LeadTime: 0.00s First Qtr: 27.00s Second Qtr: 27.90s Third Qtr: 27.10s Fourth Qtr: 27.30s

DATA TABLE: 800 / 400 Posi's are position from leader and (how wide the horse was at that position)

No	Horse	Plc	Mar	800 Posi	400 Posi	Time	3rd Qtr	4th Qt
10	Eye Keep Smiling	1	0.0m	3.4m (1)	2.0m (1)	1:49.30	27.01s	27.17s
11	Steno	2	0.2m	20.6m (1)	15.4m (3)	1:49.31	26.75s	26.27s
5	Rakero Rebel	3	3.7m	12.3m (1)	11.1m (2)	1:49.57	27.02s	26.82s
1	Sweetnikkilou	4	5.7m	4.2m (0)	5.3m (0)	1:49.71	27.18s	27.35s
6	Sweet Bella	5	10.3m	8.1m (1)	8.5m (1)	1:50.04	27.13s	27.47s
3	Pandaia	6	10.7m	8.3m (0)	9.5m (0)	1:50.07	27.18s	27.43s
4	Sahara Breeze	7	11.6m	16.5m (1)	15.0m (1)	1:50.13	27.01s	27.12s
9	Tay Tay	8	12.9m	0.0m (0)	0.0m (0)	1:50.23	27.10s	28.23s
12	My Moonlite Dream	9	18.5m	20.2m (0)	20.3m (1)	1:50.63	27.11s	27.26s
8	Lux Aeterna	10	53.5m	12.5m (0)	15.4m (0)	1:53.14	27.30s	30.10s

Finish Position and metres gained

First Arrow shows distance gain/loss from 2nd Qtr to 3rd Qtr,
Second Arrow shows distance gain/loss from 3rd Qtr to Finish
Blue arrow indicates best gain in these quarters.



800

Visual positions in race at 2nd Quarter



400

Visual positions in race at 3rd Quarter



Powered by



Harness Analyser

Sectional Analysis Software

Not just form | Free Trial

www.facebook.com/PJHarnessRacing



RISE Digital, Harness Racing Australia nor the provider accepts any responsibility for the completeness or accuracy of any of the information contained herein, and makes no representations about its suitability for any particular purpose. Users should make their own judgements about those matters and/or seek independent advice. You assume all risks associated with use of data provided on this page

Menangle Race 8 Distance 1609m

Saturday, 10 May 2025




Gross Time: 1:51.70 MileRate: 1:51.70 LeadTime: 0.00s First Qtr: 27.60s Second Qtr: 29.20s Third Qtr: 27.90s Fourth Qtr: 27.00s

DATA TABLE: 800 / 400 Posi's are position from leader and (how wide the horse was at that position)

No	Horse	Plc	Mar	800 Posi	400 Posi	Time	3rd Qtr	4th Qt
2	Susan Is Her Name	1	0.0m	4.6m (0)	6.7m (1)	1:51.70	28.03s	26.55s
4	Keayang Zahara	2	3.8m	0.0m (0)	0.0m (0)	1:51.97	27.90s	27.27s
3	Aldebaran Acrux	3	21.1m	12.1m (0)	17.6m (0)	1:53.20	28.26s	27.30s
7	Im Ready Jet	4	23.8m	20.8m (0)	20.7m (1)	1:53.39	27.87s	27.28s
9	Rakero Blaze	5	37.6m	34.0m (0)	38.1m (0)	1:54.37	28.14s	27.07s
8	Shes Ruby Roo	6	37.9m	25.4m (0)	26.0m (1)	1:54.40	27.91s	27.92s
5	Malibuu	7	38.0m	16.2m (0)	22.9m (0)	1:54.40	28.34s	28.14s
1	Golden Sunset	8	82.5m	47.9m (0)	53.6m (0)	1:57.57	28.24s	29.21s
6	Dichotomy	9	101.4m	58.0m (0)	66.8m (0)	1:58.91	28.44s	29.65s

Finish Position and metres gained

First Arrow shows distance gain/loss from 2nd Qtr to 3rd Qtr, Second Arrow shows distance gain/loss from 3rd Qtr to Finish Blue arrow indicates best gain in these quarters.



Menangle Race 9 Distance 1609m

Saturday, 10 May 2025


Gross Time: 1:51.20 MileRate: 1:51.20 LeadTime: 0.00s First Qtr: 27.30s Second Qtr: 29.00s Third Qtr: 27.30s Fourth Qtr: 27.60s

DATA TABLE: 800 / 400 Posi's are position from leader and (how wide the horse was at that position)

NoHorse	Plc	Mar	800 Posi	400 Posi	Time	3rd Qtr	4th Qt
4 Bella Danza	1	0.0m	0.0m (0)	0.0m (0)	1:51.20	27.30s	27.60s
6 Boulevardofdreams	2	2.2m	8.3m (0)	12.3m (0)	1:51.36	27.58s	26.92s
5 Twilight Heaven	3	4.1m	6.9m (1)	12.1m (2)	1:51.50	27.66s	27.07s
7 Ever Art	4	6.4m	15.2m (1)	20.9m (2)	1:51.66	27.70s	26.64s
11 Windy Hill Tara	5	6.8m	13.0m (0)	17.0m (0)	1:51.69	27.58s	26.93s
10 Maria Allegonda	6	7.0m	17.7m (0)	21.1m (0)	1:51.71	27.54s	26.67s
2 Let Her Roll	7	8.1m	2.8m (1)	7.2m (1)	1:51.79	27.61s	27.69s
8 Cheer Leader	8	8.6m	19.3m (1)	23.7m (1)	1:51.82	27.61s	26.61s
1 Tallulah Lee	9	8.6m	4.1m (0)	7.6m (0)	1:51.82	27.54s	27.70s
9 Ideal In Dreams	10	19.1m	11.0m (1)	19.0m (1)	1:52.59	27.85s	27.69s


Finish Position and metres gained

First Arrow shows distance gain/loss from 2nd Qtr to 3rd Qtr,
Second Arrow shows distance gain/loss from 3rd Qtr to Finish
Blue arrow indicates best gain in these quarters.



800

Visual positions in race at 2nd Quarter



400

Visual positions in race at 3rd Quarter

Menangle Race 10 Distance 1609m

Saturday, 10 May 2025

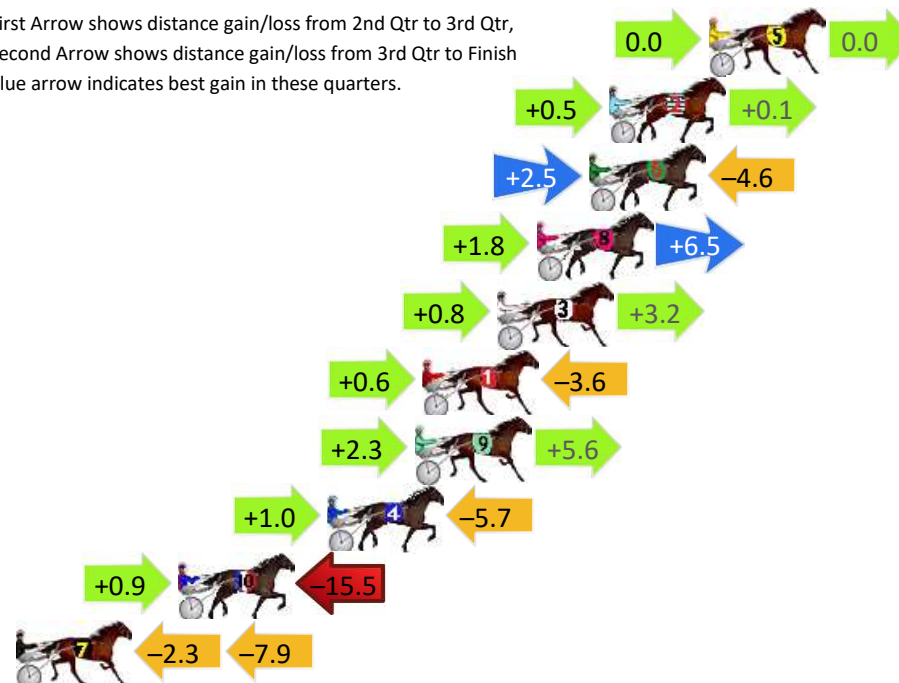
Gross Time: 1:51.70 MileRate: 1:51.70 LeadTime: 0.00s First Qtr: 27.00s Second Qtr: 29.80s Third Qtr: 28.30s Fourth Qtr: 26.60s

DATA TABLE: 800 / 400 Posi's are position from leader and (how wide the horse was at that position)

No	Horse	Plc	Mar	800 Posi	400 Posi	Time	3rd Qtr	4th Qt
5	I Break The Line	1	0.0m	0.0m (0)	0.0m (0)	1:51.70	28.30s	26.60s
2	Skylord	2	4.0m	4.6m (0)	4.1m (0)	1:51.98	28.26s	26.60s
6	Miki Pins	3	4.8m	2.7m (1)	0.2m (1)	1:52.04	28.13s	26.92s
8	Bainbridge	4	6.9m	15.2m (1)	13.4m (1)	1:52.18	28.15s	26.17s
3	Romanee	5	8.5m	12.5m (0)	11.7m (0)	1:52.30	28.22s	26.40s
1	Double Fear	6	11.5m	8.5m (0)	7.9m (0)	1:52.51	28.24s	26.87s
9	Mach Da Vinci	7	11.8m	19.7m (1)	17.4m (2)	1:52.53	28.10s	26.24s
4	Caulonia Courage	8	15.3m	10.6m (1)	9.6m (1)	1:52.77	28.21s	27.02s
10	Stormtide	9	21.3m	6.7m (1)	5.8m (1)	1:53.19	28.23s	27.70s
7	Roclea Image	10	27.8m	17.6m (0)	19.9m (0)	1:53.65	28.42s	27.19s

Finish Position and metres gained

First Arrow shows distance gain/loss from 2nd Qtr to 3rd Qtr,
Second Arrow shows distance gain/loss from 3rd Qtr to Finish
Blue arrow indicates best gain in these quarters.



Visual positions in race at 2nd Quarter



Visual positions in race at 3rd Quarter