

West Wyalong Race 1 Distance 1740m

Sunday, 11 May 2025

Gross Time: 2:12.00

MileRate: 2:02.00

LeadTime: 9.20s

First Qtr: 29.50s

Second Qtr: 32.80s

Third Qtr: 30.00s

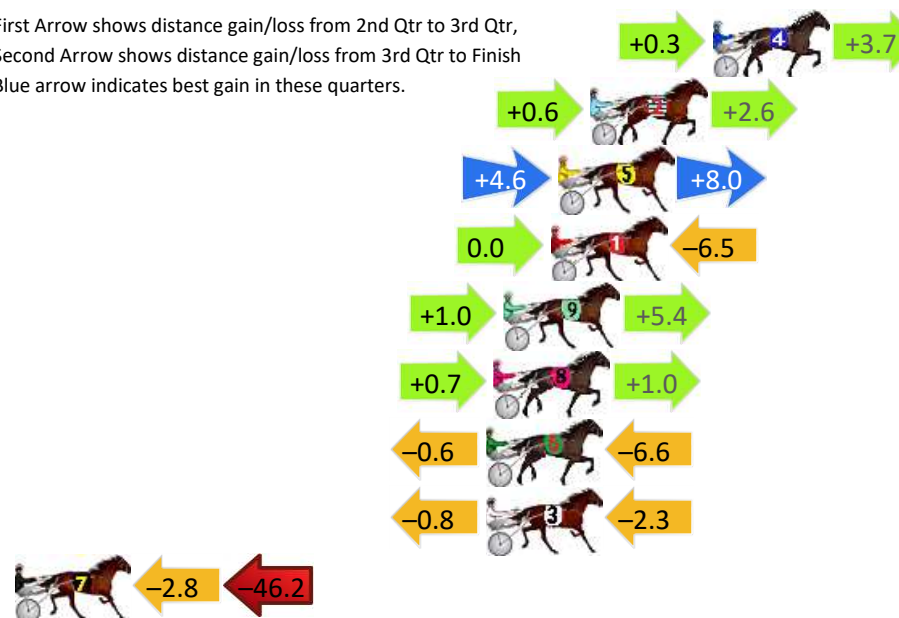
Fourth Qtr: 30.50s

DATA TABLE: 800 / 400 Posi's are position from leader and (how wide the horse was at that position)

No	Horse	Plc	Mar	800 Posi	400 Posi	Time	3rd Qtr	4th Qt
4	Arklow	1	0.0m	4.0m (0)	3.7m (0)	2:12.00	29.98s	30.22s
2	Eyes For Dollars	2	4.9m	8.1m (0)	7.5m (0)	2:12.39	29.96s	30.33s
5	Sherman	3	6.2m	18.8m (0)	14.2m (1)	2:12.49	29.67s	29.93s
1	No More Promises	4	6.5m	0.0m (0)	0.0m (0)	2:12.52	30.00s	31.02s
9	I Am The Tornado	5	8.4m	14.8m (1)	13.8m (2)	2:12.67	29.94s	30.13s
8	Glemelly Beach	6	8.8m	10.5m (1)	9.8m (2)	2:12.70	29.96s	30.47s
6	Mastablasta	7	9.1m	1.9m (1)	2.5m (1)	2:12.73	30.05s	31.04s
3	Ingermarla	8	9.1m	6.0m (1)	6.8m (1)	2:12.73	30.06s	30.72s
7	Light Up Lily	9	62.7m	13.7m (0)	16.5m (0)	2:17.00	30.22s	34.26s


Finish Position and metres gained

First Arrow shows distance gain/loss from 2nd Qtr to 3rd Qtr,
Second Arrow shows distance gain/loss from 3rd Qtr to Finish
Blue arrow indicates best gain in these quarters.



800

Visual positions in race at 2nd Quarter



400

Visual positions in race at 3rd Quarter



Powered by



Harness Analyser

Sectional Analysis Software

Not just form | Free Trial

www.facebook.com/PJHarnessRacing



RISE Digital, Harness Racing Australia nor the provider accepts any responsibility for the completeness or accuracy of any of the information contained herein, and makes no representations about its suitability for any particular purpose. Users should make their own judgements about those matters and/or seek independent advice. You assume all risks associated with use of data provided on this page

West Wyalong Race 2 Distance 1740m

Sunday, 11 May 2025

Gross Time: 2:10.60

MileRate: 2:00.80

LeadTime: 9.20s

First Qtr: 30.00s

Second Qtr: 31.20s

Third Qtr: 29.90s


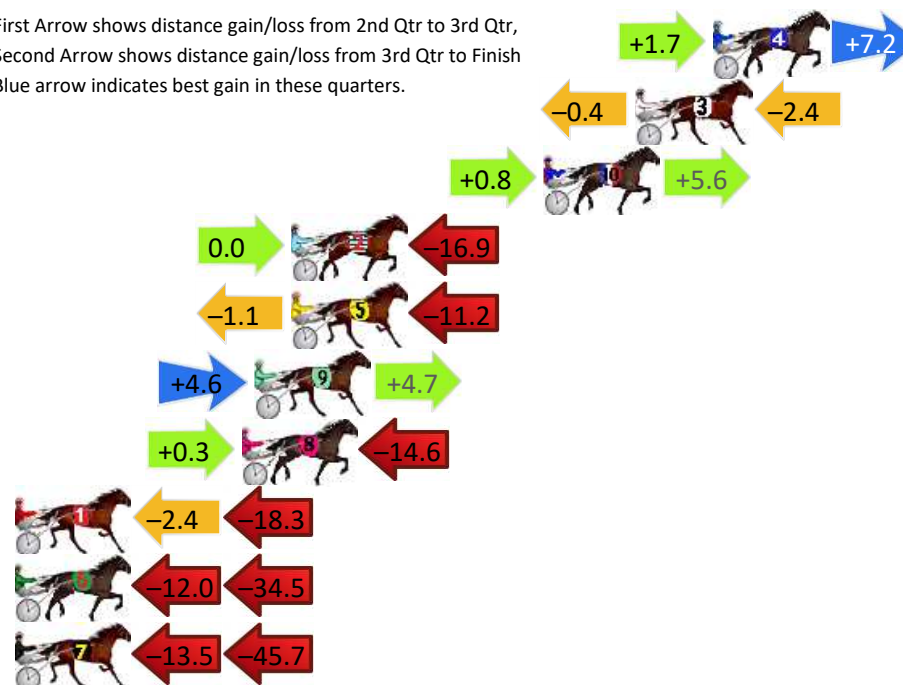
Fourth Qtr: 30.30s

DATA TABLE: 800 / 400 Posi's are position from leader and (how wide the horse was at that position)

NoHorse	Plc	Mar	800 Posi	400 Posi	Time	3rd Qtr	4th Qt
4 Cash For Nash	1	0.0m	8.9m (1)	7.2m (2)	2:10.60	29.78s	29.76s
3 Sergeant Pee Jay	2	3.1m	0.3m (1)	0.7m (1)	2:10.85	29.93s	30.50s
10 Major Transparency	3	6.8m	13.2m (1)	12.4m (1)	2:11.14	29.85s	29.91s
2 Belle Of Belmont	4	16.9m	0.0m (0)	0.0m (0)	2:11.94	29.90s	31.64s
5 Jets Reason	5	16.9m	4.6m (1)	5.7m (1)	2:11.94	29.99s	31.21s
9 Bayridge Tommy	6	18.4m	27.7m (0)	23.1m (1)	2:12.06	29.57s	30.03s
8 Jessie Lee	7	18.9m	4.6m (0)	4.3m (0)	2:12.10	29.88s	31.48s
1 Irish Speed	8	30.1m	9.4m (0)	11.8m (0)	2:12.99	30.08s	31.81s
6 Sweet Denial	9	63.7m	17.2m (1)	29.2m (1)	2:15.65	30.81s	33.17s
7 Shoobee One	10	76.7m	17.5m (0)	31.0m (0)	2:16.68	30.92s	34.06s

Finish Position and metres gained

First Arrow shows distance gain/loss from 2nd Qtr to 3rd Qtr,
Second Arrow shows distance gain/loss from 3rd Qtr to Finish
Blue arrow indicates best gain in these quarters.



800

Visual positions in race at 2nd Quarter



400

Visual positions in race at 3rd Quarter



Powered by



Harness Analyser

Sectional Analysis Software

Not just form | Free Trial

www.facebook.com/PJHarnessRacing



RISE Digital, Harness Racing Australia nor the provider accepts any responsibility for the completeness or accuracy of any of the information contained herein, and makes no representations about its suitability for any particular purpose. Users should make their own judgements about those matters and/or seek independent advice. You assume all risks associated with use of data provided on this page

West Wyalong Race 3 Distance 1740m

Sunday, 11 May 2025

Gross Time: 2:10.90

MileRate: 2:01.10

LeadTime: 9.00s

First Qtr: 29.80s

Second Qtr: 31.50s

Third Qtr: 29.90s


Fourth Qtr: 30.70s

DATA TABLE: 800 / 400 Posi's are position from leader and (how wide the horse was at that position)

No	Horse	Plc	Mar	800 Posi	400 Posi	Time	3rd Qtr	4th Qt
5	Goodtime Jazzi	1	0.0m	2.2m (1)	0.4m (1)	2:10.90	29.77s	30.67s
7	Ideal Tao	2	0.3m	19.4m (1)	9.7m (4)	2:10.92	29.19s	29.99s
1	Mittys Three Aces	3	0.7m	4.3m (0)	4.6m (1)	2:10.96	29.93s	30.41s
3	Most Certain Micky	4	1.7m	0.0m (0)	0.0m (0)	2:11.04	29.90s	30.84s
4	Cracker Miss	5	1.8m	6.5m (1)	0.8m (2)	2:11.04	29.48s	30.79s
8	Jazzmin	6	6.1m	15.3m (1)	12.1m (1)	2:11.39	29.67s	30.28s
2	All So Sassy	7	7.3m	11.0m (1)	7.1m (2)	2:11.49	29.62s	30.75s
6	Roll Play	8	9.9m	17.2m (2)	8.6m (3)	2:11.70	29.26s	30.85s
9	Yoo Trish	9	12.7m	9.2m (0)	8.5m (0)	2:11.92	29.86s	31.08s


Finish Position and metres gained

First Arrow shows distance gain/loss from 2nd Qtr to 3rd Qtr,
Second Arrow shows distance gain/loss from 3rd Qtr to Finish
Blue arrow indicates best gain in these quarters.



800

Visual positions in race at 2nd Quarter



400

Visual positions in race at 3rd Quarter



Powered by



Harness Analyser

Sectional Analysis Software

Not just form | Free Trial

www.facebook.com/PJHarnessRacing



RISE Digital, Harness Racing Australia nor the provider accepts any responsibility for the completeness or accuracy of any of the information contained herein, and makes no representations about its suitability for any particular purpose. Users should make their own judgements about those matters and/or seek independent advice. You assume all risks associated with use of data provided on this page

West Wyalong Race 4 Distance 2140m

Sunday, 11 May 2025

Gross Time: 2:42.70

MileRate: 2:02.40

LeadTime: 39.70s

First Qtr: 32.60s

Second Qtr: 31.90s

Third Qtr: 28.50s

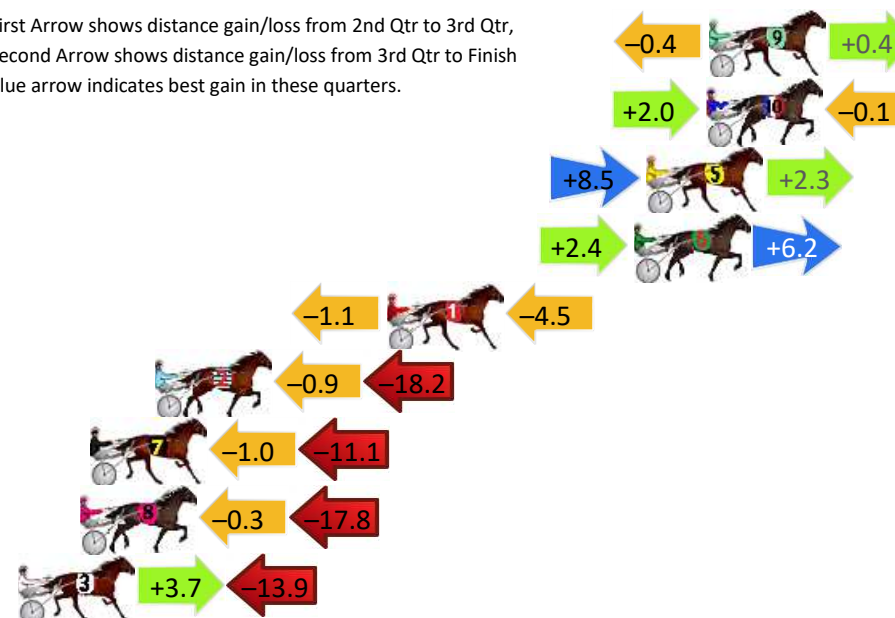
Fourth Qtr: 30.00s

DATA TABLE: 800 / 400 Posi's are position from leader and (how wide the horse was at that position)

No	Horse	Plc	Mar	800 Posi	400 Posi	Time	3rd Qtr	4th Qt
9	Louis The Legend	1	0.0m	0.0m (2)	0.4m (2)	2:42.70	28.53s	29.97s
10	Karinya Haz	2	0.1m	2.0m (1)	0.0m (1)	2:42.71	28.36s	30.01s
5	Just Rock Me Lou	3	2.5m	13.3m (2)	4.8m (2)	2:42.90	27.91s	29.85s
6	Nixsun	4	3.0m	11.6m (1)	9.2m (2)	2:42.94	28.35s	29.57s
1	Playing For Keeps	5	12.9m	7.3m (0)	8.4m (0)	2:43.71	28.59s	30.40s
2	Muscle Town	6	22.2m	3.1m (0)	4.0m (0)	2:44.44	28.57s	31.45s
7	Cee Whos Bettor	7	24.8m	12.7m (0)	13.7m (0)	2:44.65	28.59s	30.96s
8	Haitch Vee Tee	8	25.2m	7.1m (1)	7.4m (1)	2:44.68	28.54s	31.44s
3	Shouldbetwobytwo	9	27.7m	17.5m (0)	13.8m (1)	2:44.88	28.26s	31.18s

Finish Position and metres gained

First Arrow shows distance gain/loss from 2nd Qtr to 3rd Qtr,
Second Arrow shows distance gain/loss from 3rd Qtr to Finish
Blue arrow indicates best gain in these quarters.



800

Visual positions in race at 2nd Quarter



400

Visual positions in race at 3rd Quarter



Powered by



Harness Analyser

Sectional Analysis Software

Not just form | Free Trial

www.facebook.com/PJHarnessRacing



RISE Digital, Harness Racing Australia nor the provider accepts any responsibility for the completeness or accuracy of any of the information contained herein, and makes no representations about its suitability for any particular purpose. Users should make their own judgements about those matters and/or seek independent advice. You assume all risks associated with use of data provided on this page

West Wyalong Race 5 Distance 1740m

Sunday, 11 May 2025

Gross Time: 2:10.30

MileRate: 2:00.60

LeadTime: 9.00s

First Qtr: 30.60s

Second Qtr: 30.50s

Third Qtr: 29.20s


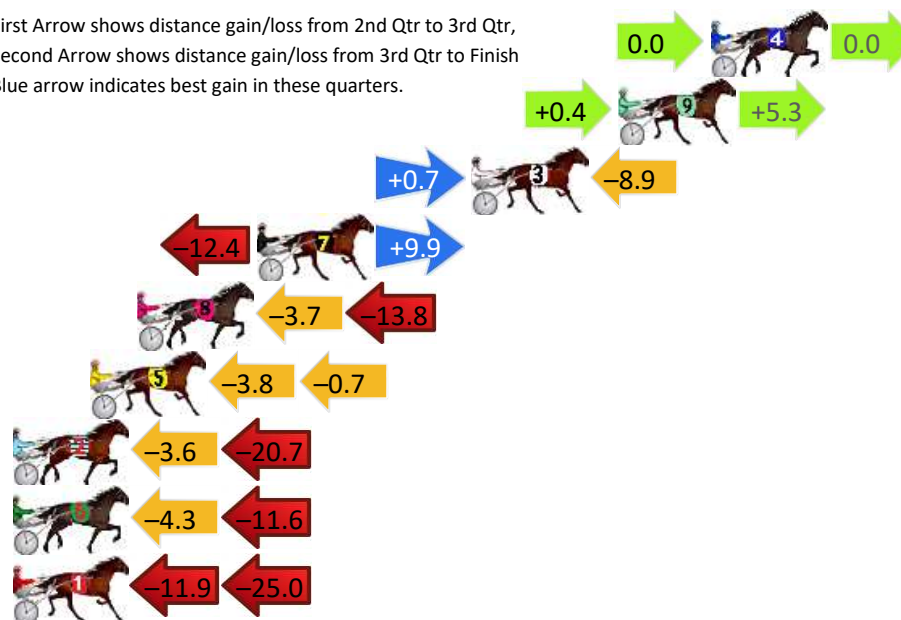
Fourth Qtr: 31.00s

DATA TABLE: 800 / 400 Posi's are position from leader and (how wide the horse was at that position)

No	Horse	Plc	Mar	800 Posi	400 Posi	Time	3rd Qtr	4th Qt
4	Tiger Cheddar	1	0.0m	0.0m (0)	0.0m (0)	2:10.30	29.20s	31.00s
9	Rock Queen	2	3.7m	9.4m (1)	9.0m (2)	2:10.60	29.20s	30.62s
3	Beau Brown	3	9.6m	1.4m (1)	0.7m (1)	2:11.08	29.15s	31.73s
7	Catch The Shark	4	18.2m	15.7m (0)	28.1m (0)	2:11.78	30.16s	30.38s
8	Wongalea Meg	5	23.0m	5.5m (1)	9.2m (1)	2:12.16	29.49s	32.18s
5	Blazing	6	24.9m	20.4m (0)	24.2m (1)	2:12.32	29.53s	31.21s
2	Stars Abroad	7	29.0m	4.7m (0)	8.3m (0)	2:12.65	29.48s	32.73s
6	Blues Terror	8	30.2m	14.3m (1)	18.6m (1)	2:12.75	29.55s	32.06s
1	The Lurker	9	48.5m	11.6m (0)	23.5m (0)	2:14.23	30.12s	33.17s


Finish Position and metres gained

First Arrow shows distance gain/loss from 2nd Qtr to 3rd Qtr,
Second Arrow shows distance gain/loss from 3rd Qtr to Finish
Blue arrow indicates best gain in these quarters.



800

Visual positions in race at 2nd Quarter



400

Visual positions in race at 3rd Quarter



Powered by



Harness Analyser

Sectional Analysis Software

Not just form | Free Trial

www.facebook.com/PJHarnessRacing



RISE Digital, Harness Racing Australia nor the provider accepts any responsibility for the completeness or accuracy of any of the information contained herein, and makes no representations about its suitability for any particular purpose. Users should make their own judgements about those matters and/or seek independent advice. You assume all risks associated with use of data provided on this page

West Wyalong Race 6 Distance 1740m

Sunday, 11 May 2025

Gross Time: 2:13.80

MileRate: 2:03.80

LeadTime: 9.20s

First Qtr: 32.50s

Second Qtr: 33.50s

Third Qtr: 30.20s


Fourth Qtr: 28.40s

DATA TABLE: 800 / 400 Posi's are position from leader and (how wide the horse was at that position)

No	Horse	Plc	Mar	800 Posi	400 Posi	Time	3rd Qtr	4th Qt
3	Maywyns La Nina	1	0.0m	0.0m (0)	0.0m (0)	2:13.80	30.20s	28.40s
2	Geoffrey Bee	2	1.5m	5.6m (1)	2.6m (2)	2:13.91	29.97s	28.33s
1	Sanders	3	9.2m	5.1m (0)	4.4m (0)	2:14.49	30.14s	28.77s
9	Zulu Zane	4	10.0m	14.9m (0)	13.7m (0)	2:14.55	30.08s	28.15s
7	Quickshift Girl	5	10.7m	9.6m (0)	7.5m (1)	2:14.60	30.03s	28.65s
6	Mop	6	15.0m	18.9m (1)	16.2m (2)	2:14.92	29.96s	28.34s
5	Western Bill	7	17.9m	14.4m (1)	12.5m (1)	2:15.14	30.03s	28.83s
4	Zolton	8	21.3m	10.1m (1)	6.8m (2)	2:15.39	29.94s	29.49s
8	Centrefire	9	49.4m	1.3m (1)	3.4m (1)	2:17.49	30.35s	31.84s

Finish Position and metres gained

First Arrow shows distance gain/loss from 2nd Qtr to 3rd Qtr,
Second Arrow shows distance gain/loss from 3rd Qtr to Finish
Blue arrow indicates best gain in these quarters.



Visual positions in race at 2nd Quarter



Visual positions in race at 3rd Quarter



Powered by



Harness Analyser

Sectional Analysis Software

Not just form | Free Trial

www.facebook.com/PJHarnessRacing



RISE Digital, Harness Racing Australia nor the provider accepts any responsibility for the completeness or accuracy of any of the information contained herein, and makes no representations about its suitability for any particular purpose. Users should make their own judgements about those matters and/or seek independent advice. You assume all risks associated with use of data provided on this page

West Wyalong Race 7 Distance 1740m

Sunday, 11 May 2025

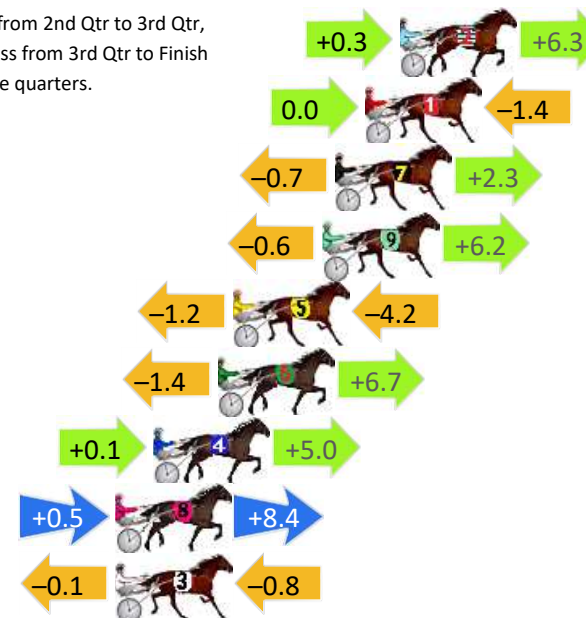
Gross Time: 2:10.90 MileRate: 2:01.10 LeadTime: 8.70s First Qtr: 29.30s Second Qtr: 33.20s Third Qtr: 30.60s Fourth Qtr: 29.10s

DATA TABLE: 800 / 400 Posi's are position from leader and (how wide the horse was at that position)

NoHorse	Plc	Mar	800 Posi	400 Posi	Time	3rd Qtr	4th Qt
2 Ottos Wealth	1	0.0m	6.6m (1)	6.3m (1)	2:10.90	30.57s	28.63s
1 Devils Bling	2	1.4m	0.0m (0)	0.0m (0)	2:11.01	30.60s	29.21s
7 Alabama Lioness	3	2.6m	4.2m (0)	4.9m (0)	2:11.10	30.64s	28.94s
9 Scottie Mach	4	3.1m	8.7m (0)	9.3m (0)	2:11.14	30.63s	28.65s
5 Seaside Ball Gown	5	6.7m	1.3m (1)	2.5m (1)	2:11.41	30.69s	29.42s
6 Jilliby Saffron	6	7.3m	12.6m (0)	14.0m (0)	2:11.46	30.68s	28.62s
4 Im Belieber	7	9.9m	15.0m (1)	14.9m (1)	2:11.66	30.57s	28.75s
8 Keayang Alex	8	11.4m	20.3m (1)	19.8m (1)	2:11.77	30.53s	28.50s
3 Bulli Belle	9	11.4m	10.5m (1)	10.6m (1)	2:11.77	30.59s	29.18s

Finish Position and metres gained

First Arrow shows distance gain/loss from 2nd Qtr to 3rd Qtr,
Second Arrow shows distance gain/loss from 3rd Qtr to Finish
Blue arrow indicates best gain in these quarters.



800

Visual positions in race at 2nd Quarter



400

Visual positions in race at 3rd Quarter



Powered by



Harness Analyser

Sectional Analysis Software

Not just form | Free Trial

www.facebook.com/PJHarnessRacing



RISE Digital, Harness Racing Australia nor the provider accepts any responsibility for the completeness or accuracy of any of the information contained herein, and makes no representations about its suitability for any particular purpose. Users should make their own judgements about those matters and/or seek independent advice. You assume all risks associated with use of data provided on this page