

Newcastle Race 1 Distance 1609m

Monday, 12 May 2025

Gross Time: 1:54.90

MileRate: 1:54.90

LeadTime: 0.00s

First Qtr: 27.50s

Second Qtr: 30.20s

Third Qtr: 28.30s


Fourth Qtr: 28.90s

DATA TABLE: 800 / 400 Posi's are position from leader and (how wide the horse was at that position)

No	Horse	Plc	Mar	800 Posi	400 Posi	Time	3rd Qtr	4th Qt
8	Dancing With My Ex	1	0.0m	0.0m (0)	0.0m (0)	1:54.90	28.30s	28.90s
3	Ire Of The Dragon	2	9.8m	3.7m (1)	3.4m (1)	1:55.64	28.28s	29.40s
6	Hasler	3	13.3m	4.6m (0)	5.6m (0)	1:55.91	28.38s	29.51s
1	Artful Babe	4	13.4m	9.1m (0)	10.7m (0)	1:55.92	28.42s	29.16s
10	Brexitt	5	14.0m	12.8m (1)	12.9m (1)	1:55.96	28.32s	29.04s
9	Wherestheboy	6	17.9m	13.7m (0)	14.6m (0)	1:56.26	28.38s	29.22s
2	Carolsdiamond	7	22.0m	8.3m (1)	8.4m (1)	1:56.57	28.32s	29.97s
5	Tafl Move	8	22.8m	23.0m (1)	20.8m (1)	1:56.63	28.16s	29.15s
4	Noworries	9	28.9m	17.9m (1)	16.3m (2)	1:57.09	28.20s	29.93s
7	Robyn Taylor	10	40.8m	18.2m (0)	20.8m (0)	1:57.99	28.50s	30.51s

Finish Position and metres gained

First Arrow shows distance gain/loss from 2nd Qtr to 3rd Qtr,
Second Arrow shows distance gain/loss from 3rd Qtr to Finish
Blue arrow indicates best gain in these quarters.



800

Visual positions in race at 2nd Quarter



400

Visual positions in race at 3rd Quarter



Powered by



Harness Analyser

Sectional Analysis Software

Not just form | Free Trial

www.facebook.com/PJHarnessRacing



RISE Digital, Harness Racing Australia nor the provider accepts any responsibility for the completeness or accuracy of any of the information contained herein, and makes no representations about its suitability for any particular purpose. Users should make their own judgements about those matters and/or seek independent advice. You assume all risks associated with use of data provided on this page

Newcastle Race 2 Distance 1609m

Monday, 12 May 2025

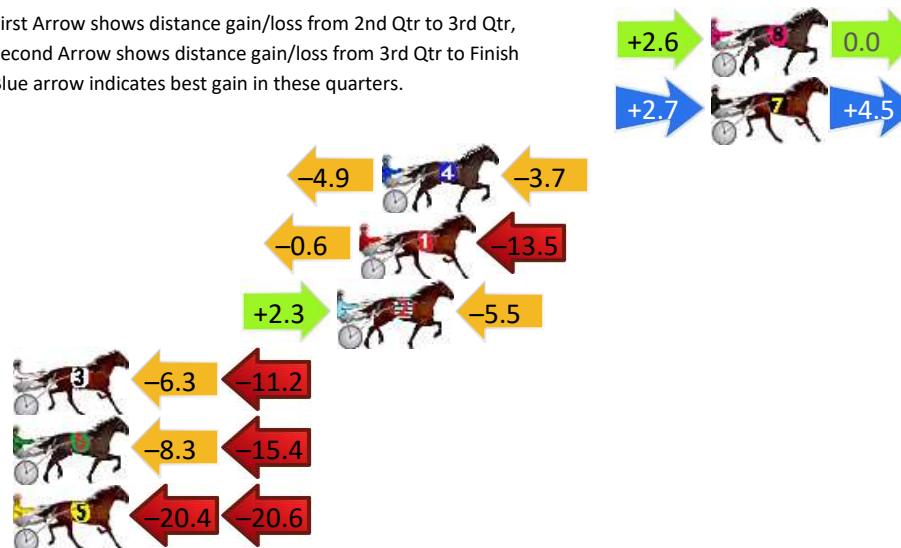
Gross Time: 1:55.20 MileRate: 1:55.20 LeadTime: 0.00s First Qtr: 28.40s Second Qtr: 29.10s Third Qtr: 27.90s Fourth Qtr: 29.80s

DATA TABLE: 800 / 400 Posi's are position from leader and (how wide the horse was at that position)

No	Horse	Plc	Mar	800 Posi	400 Posi	Time	3rd Qtr	4th Qt
8	Crusader Miss	1	0.0m	2.6m (1)	0.0m (1)	1:55.20	27.72s	29.80s
7	Ultimate Diva	2	0.0m	7.2m (1)	4.5m (1)	1:55.20	27.72s	29.48s
4	Bettathanmozzarella	3	13.2m	4.6m (0)	9.5m (0)	1:56.23	28.26s	30.15s
1	Decipher	4	14.1m	0.0m (0)	0.6m (0)	1:56.30	27.94s	30.86s
2	Shalamar Miss	5	15.0m	11.8m (1)	9.5m (1)	1:56.37	27.76s	30.29s
3	Our Lucille	6	28.5m	11.0m (0)	17.3m (0)	1:57.43	28.38s	30.79s
6	Torque Like A Lady	7	39.9m	16.2m (0)	24.5m (0)	1:58.32	28.54s	31.16s
5	Rushys Chance	8	58.0m	17.0m (1)	37.4m (0)	1:59.73	29.40s	31.65s

Finish Position and metres gained

First Arrow shows distance gain/loss from 2nd Qtr to 3rd Qtr,
Second Arrow shows distance gain/loss from 3rd Qtr to Finish
Blue arrow indicates best gain in these quarters.



800

Visual positions in race at 2nd Quarter



400

Visual positions in race at 3rd Quarter



Newcastle Race 3 Distance 1609m

Monday, 12 May 2025

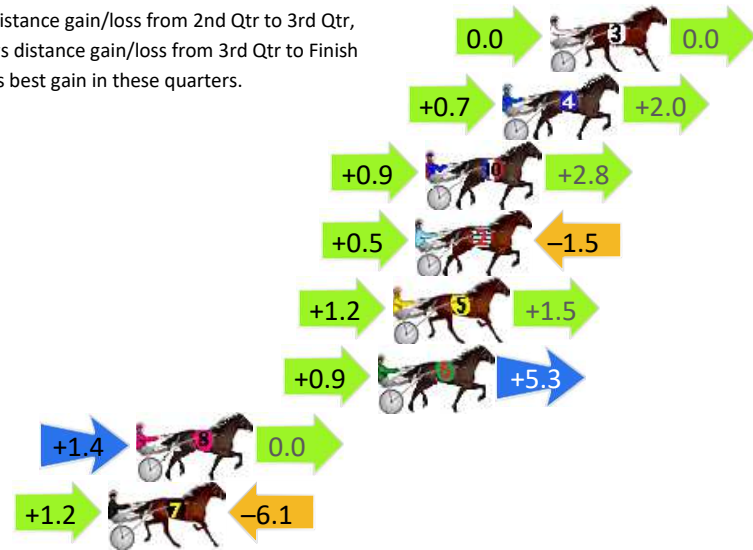
Gross Time: 1:58.60 MileRate: 1:58.60 LeadTime: 0.00s First Qtr: 28.60s Second Qtr: 31.80s Third Qtr: 29.50s Fourth Qtr: 28.70s

DATA TABLE: 800 / 400 Posi's are position from leader and (how wide the horse was at that position)

NoHorse	Plc	Mar	800 Posi	400 Posi	Time	3rd Qtr	4th Qt
3 Notmuchtop	1	0.0m	0.0m (0)	0.0m (0)	1:58.60	29.50s	28.70s
4 Summer Rockstar	2	1.9m	4.6m (1)	3.9m (1)	1:58.74	29.44s	28.56s
10 Fleur Bella	3	5.0m	8.7m (0)	7.8m (0)	1:58.98	29.42s	28.52s
2 Macs Tomado	4	5.4m	4.4m (0)	3.9m (0)	1:59.01	29.46s	28.83s
5 Our Art Christian	5	6.3m	9.0m (1)	7.8m (1)	1:59.07	29.40s	28.61s
6 Eiffel From Heaven	6	6.9m	13.1m (0)	12.2m (0)	1:59.12	29.42s	28.34s
8 Mystical Sunshine	7	16.6m	18.0m (0)	16.6m (0)	1:59.85	29.38s	28.75s
7 Mersadies	8	17.7m	12.8m (1)	11.6m (1)	1:59.93	29.40s	29.19s

Finish Position and metres gained

First Arrow shows distance gain/loss from 2nd Qtr to 3rd Qtr,
Second Arrow shows distance gain/loss from 3rd Qtr to Finish
Blue arrow indicates best gain in these quarters.



800

Visual positions in race at 2nd Quarter



400

Visual positions in race at 3rd Quarter



Powered by



Harness Analyser

Sectional Analysis Software

Not just form | Free Trial

www.facebook.com/PJHarnessRacing



RISE Digital, Harness Racing Australia nor the provider accepts any responsibility for the completeness or accuracy of any of the information contained herein, and makes no representations about its suitability for any particular purpose. Users should make their own judgements about those matters and/or seek independent advice. You assume all risks associated with use of data provided on this page

Newcastle Race 4 Distance 1609m

Monday, 12 May 2025



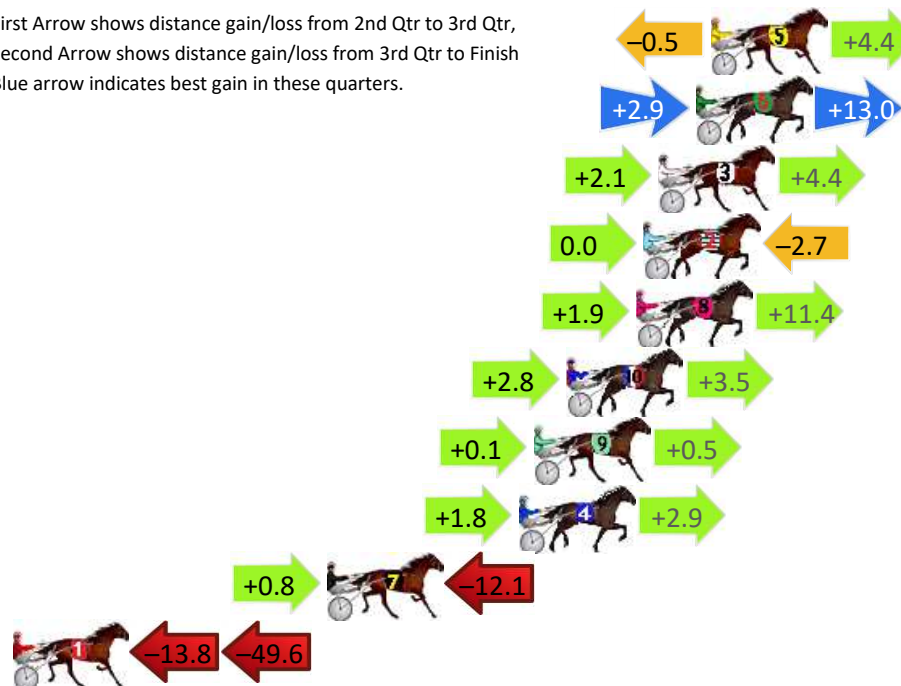
Gross Time: 1:57.70 MileRate: 1:57.70 LeadTime: 0.00s First Qtr: 27.80s Second Qtr: 30.70s Third Qtr: 29.20s Fourth Qtr: 30.00s

DATA TABLE: 800 / 400 Posi's are position from leader and (how wide the horse was at that position)

No	Horse	Plc	Mar	800 Posi	400 Posi	Time	3rd Qtr	4th Qt
5	Rogervalerio Lombo	1	0.0m	3.9m (0)	4.4m (0)	1:57.70	29.24s	29.68s
6	Calculating Dancer	2	0.6m	16.5m (0)	13.6m (1)	1:57.75	29.00s	29.05s
3	Fiftyshades Cresco	3	2.1m	8.6m (1)	6.5m (2)	1:57.87	29.06s	29.69s
2	Seamark	4	2.7m	0.0m (0)	0.0m (0)	1:57.91	29.20s	30.21s
8	Bring Your Best	5	3.0m	16.3m (1)	14.4m (2)	1:57.94	29.08s	29.18s
10	Smooth Rolling	6	5.8m	12.1m (0)	9.3m (0)	1:58.16	29.00s	29.78s
9	Magic Shoos	7	7.1m	7.7m (0)	7.6m (1)	1:58.26	29.20s	30.00s
4	Screenshot	8	7.7m	12.4m (1)	10.6m (2)	1:58.31	29.08s	29.83s
7	Jacks Up	9	15.4m	4.1m (1)	3.3m (1)	1:58.91	29.14s	30.97s
1	Booker Bay	10	148.0m	84.6m (0)	98.4m (0)	2:09.33	30.30s	34.39s

Finish Position and metres gained

First Arrow shows distance gain/loss from 2nd Qtr to 3rd Qtr,
Second Arrow shows distance gain/loss from 3rd Qtr to Finish
Blue arrow indicates best gain in these quarters.



Newcastle Race 5 Distance 1609m

Monday, 12 May 2025

Gross Time: 1:56.90 MileRate: 1:56.90 LeadTime: 0.00s First Qtr: 29.00s Second Qtr: 30.00s Third Qtr: 28.10s Fourth Qtr: 29.80s

DATA TABLE: 800 / 400 Posi's are position from leader and (how wide the horse was at that position)

No	Horse	Plc	Mar	800 Posi	400 Posi	Time	3rd Qtr	4th Qt
2	Shadow Eclipse	1	0.0m	0.0m (0)	0.0m (0)	1:56.90	28.10s	29.80s
4	Ultimate Rhapsody	2	0.7m	2.0m (1)	0.6m (1)	1:56.95	28.00s	29.81s
8	War Western	3	3.4m	16.9m (0)	15.8m (0)	1:57.17	28.06s	28.93s
1	Double Lines	4	4.3m	4.0m (0)	5.8m (0)	1:57.24	28.24s	29.72s
6	Tough Talks	5	4.8m	20.9m (1)	18.1m (1)	1:57.27	27.94s	28.87s
5	Slingshot	6	5.2m	16.3m (1)	13.6m (1)	1:57.31	27.94s	29.23s
9	Franco Storm	7	5.6m	9.2m (0)	10.8m (0)	1:57.34	28.24s	29.46s
10	Im Bills Last	8	8.8m	11.2m (1)	12.2m (2)	1:57.59	28.20s	29.61s
3	Daniel Boom	9	9.9m	6.6m (1)	8.1m (1)	1:57.67	28.22s	29.99s
7	Tigernator	10	21.2m	20.6m (0)	20.9m (0)	1:58.56	28.16s	29.96s

Finish Position and metres gained

First Arrow shows distance gain/loss from 2nd Qtr to 3rd Qtr,
Second Arrow shows distance gain/loss from 3rd Qtr to Finish
Blue arrow indicates best gain in these quarters.



Visual positions in race at 2nd Quarter



Visual positions in race at 3rd Quarter

Newcastle Race 6 Distance 2030m

Monday, 12 May 2025


Gross Time: 2:29.50 MileRate: 1:58.50 LeadTime: 30.40s First Qtr: 31.20s Second Qtr: 29.90s Third Qtr: 28.70s Fourth Qtr: 29.30s

DATA TABLE: 800 / 400 Posi's are position from leader and (how wide the horse was at that position)

No	Horse	Plc	Mar	800 Posi	400 Posi	Time	3rd Qtr	4th Qt
10	Flare Up	1	0.0m	12.3m (0)	9.7m (1)	2:29.50	28.52s	28.60s
1	Hes Got The Look	2	0.2m	4.8m (0)	3.9m (0)	2:29.52	28.64s	29.04s
9	Sir Candy Cloud	3	2.1m	8.4m (0)	7.5m (0)	2:29.66	28.64s	28.92s
3	Cheddar Valley	4	2.7m	0.0m (0)	0.0m (0)	2:29.71	28.70s	29.51s
5	Conor McGregor	5	12.8m	21.3m (1)	13.0m (2)	2:30.48	28.12s	29.34s
6	Beancounter	6	12.9m	3.1m (1)	0.8m (1)	2:30.49	28.54s	30.23s
8	Hidden Delight	7	15.1m	25.0m (1)	14.2m (1)	2:30.66	27.94s	29.44s
4	Uncle Gregory	8	15.4m	7.0m (1)	5.8m (1)	2:30.68	28.62s	30.06s
2	Shiralee	9	18.1m	11.5m (1)	5.3m (2)	2:30.89	28.26s	30.31s
11	Frankiromar	10	19.6m	16.5m (1)	9.2m (2)	2:31.01	28.18s	30.15s

Finish Position and metres gained

First Arrow shows distance gain/loss from 2nd Qtr to 3rd Qtr, Second Arrow shows distance gain/loss from 3rd Qtr to Finish Blue arrow indicates best gain in these quarters.



Visual positions in race at 2nd Quarter

800



Visual positions in race at 3rd Quarter

400



Powered by



Harness Analyser

Sectional Analysis Software

Not just form | Free Trial

www.facebook.com/PJHarnessRacing



RISE Digital, Harness Racing Australia nor the provider accepts any responsibility for the completeness or accuracy of any of the information contained herein, and makes no representations about its suitability for any particular purpose. Users should make their own judgements about those matters and/or seek independent advice. You assume all risks associated with use of data provided on this page

Newcastle Race 7 Distance 2030m

Monday, 12 May 2025

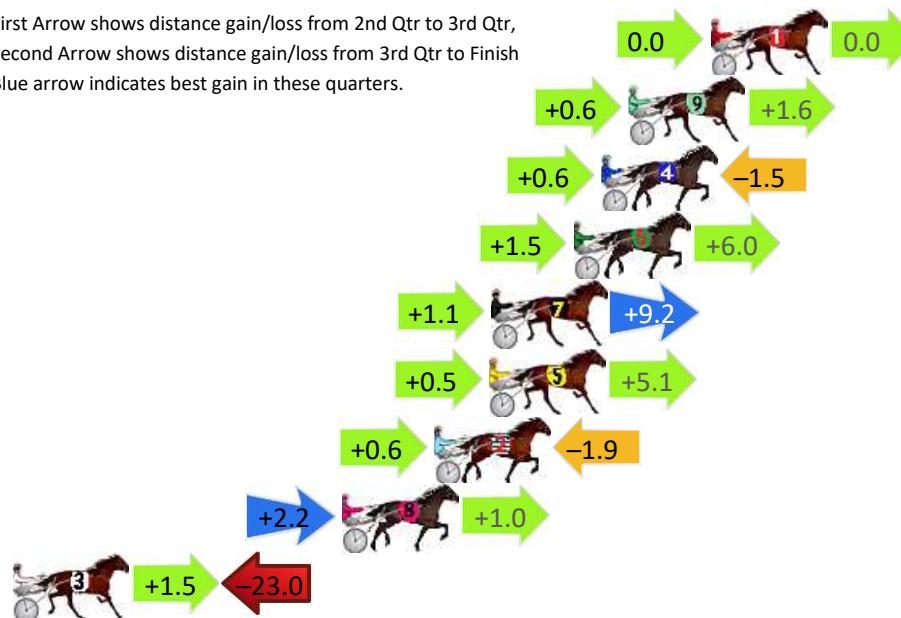
Gross Time: 2:31.20 MileRate: 1:59.90 LeadTime: 31.60s First Qtr: 32.40s Second Qtr: 31.00s Third Qtr: 27.80s Fourth Qtr: 28.40s

DATA TABLE: 800 / 400 Posi's are position from leader and (how wide the horse was at that position)

No	Horse	Plc	Mar	800 Posi	400 Posi	Time	3rd Qtr	4th Qt
1	Ohwhatiwouldgive	1	0.0m	0.0m (0)	0.0m (0)	2:31.20	27.80s	28.40s
9	Longnwindignroad	2	3.3m	5.5m (0)	4.9m (0)	2:31.45	27.76s	28.31s
4	Bettor Cheer	3	4.4m	3.5m (1)	2.9m (1)	2:31.53	27.76s	28.53s
6	Bat Matson	4	5.5m	13.0m (1)	11.5m (1)	2:31.61	27.70s	28.01s
7	Jeffcoate	5	8.8m	19.1m (0)	18.0m (0)	2:31.86	27.74s	27.80s
5	Secret Wish	6	8.9m	14.5m (0)	14.0m (0)	2:31.86	27.78s	28.08s
2	Lucky Rictor	7	11.1m	9.8m (0)	9.2m (0)	2:32.03	27.76s	28.59s
8	Bodyline	8	14.8m	18.0m (1)	15.8m (1)	2:32.30	27.66s	28.40s
3	Luvabeerwithjohnny	9	29.9m	8.4m (1)	6.9m (1)	2:33.43	27.70s	30.15s

Finish Position and metres gained

First Arrow shows distance gain/loss from 2nd Qtr to 3rd Qtr,
Second Arrow shows distance gain/loss from 3rd Qtr to Finish
Blue arrow indicates best gain in these quarters.



800

Visual positions in race at 2nd Quarter



400

Visual positions in race at 3rd Quarter



Powered by



Harness Analyser

Sectional Analysis Software

Not just form | Free Trial

www.facebook.com/PJHarnessRacing



RISE Digital, Harness Racing Australia nor the provider accepts any responsibility for the completeness or accuracy of any of the information contained herein, and makes no representations about its suitability for any particular purpose. Users should make their own judgements about those matters and/or seek independent advice. You assume all risks associated with use of data provided on this page

Newcastle Race 8 Distance 2030m

Monday, 12 May 2025

Gross Time: 2:29.00

MileRate: 1:58.10

LeadTime: 29.70s

First Qtr: 29.90s

Second Qtr: 31.20s

Third Qtr: 28.70s


Fourth Qtr: 29.50s

DATA TABLE: 800 / 400 Posi's are position from leader and (how wide the horse was at that position)

No	Horse	Plc	Mar	800 Posi	400 Posi	Time	3rd Qtr	4th Qt
9	Mercurius	1	0.0m	8.4m (0)	8.3m (0)	2:29.00	28.70s	28.90s
2	Sinbinned	2	1.6m	4.2m (0)	4.4m (0)	2:29.12	28.72s	29.30s
8	Karaoke King	3	3.1m	0.0m (0)	0.0m (0)	2:29.24	28.70s	29.74s
11	Ideal Mondo	4	7.3m	13.7m (0)	11.9m (0)	2:29.56	28.58s	29.20s
6	Be Good Benny	5	9.0m	17.7m (0)	17.4m (0)	2:29.70	28.70s	28.94s
3	Kissmelvis	6	16.8m	4.2m (1)	3.3m (1)	2:30.30	28.64s	30.56s
7	Louigi	7	17.8m	21.6m (1)	19.9m (2)	2:30.38	28.60s	29.44s
5	Popstaromar	8	22.4m	8.1m (1)	7.8m (1)	2:30.73	28.68s	30.67s
10	Rocknroll Clarry	9	22.9m	17.1m (1)	16.9m (1)	2:30.77	28.70s	30.05s
4	Drakaina	10	32.1m	12.6m (1)	11.6m (1)	2:31.48	28.64s	31.14s

Finish Position and metres gained

First Arrow shows distance gain/loss from 2nd Qtr to 3rd Qtr,
Second Arrow shows distance gain/loss from 3rd Qtr to Finish
Blue arrow indicates best gain in these quarters.



800

Visual positions in race at 2nd Quarter



400

Visual positions in race at 3rd Quarter



Powered by



Harness Analyser

Sectional Analysis Software

Not just form | Free Trial

www.facebook.com/PJHarnessRacing



RISE Digital, Harness Racing Australia nor the provider accepts any responsibility for the completeness or accuracy of any of the information contained herein, and makes no representations about its suitability for any particular purpose. Users should make their own judgements about those matters and/or seek independent advice. You assume all risks associated with use of data provided on this page