

# Menangle Race 1 Distance 1609m

Tuesday, 13 May 2025



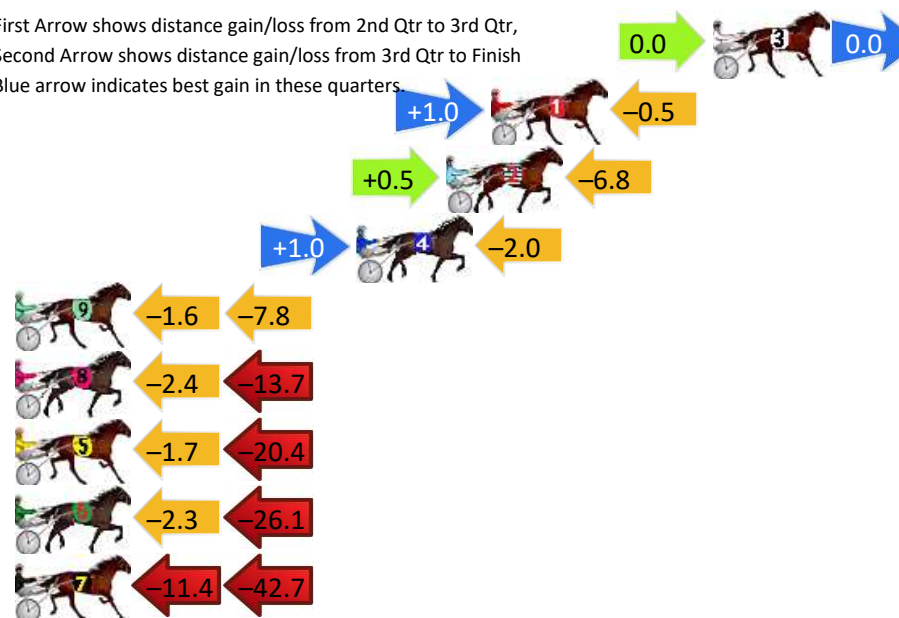
Gross Time: 1:57.40 MileRate: 1:57.40 LeadTime: 0.00s First Qtr: 29.30s Second Qtr: 30.30s Third Qtr: 29.10s Fourth Qtr: 28.70s

DATA TABLE: 800 / 400 Posi's are position from leader and (how wide the horse was at that position)

No	Horse	Plc	Mar	800 Posi	400 Posi	Time	3rd Qtr	4th Qt
3	Cee Are Seven	1	0.0m	0.0m (0)	0.0m (0)	1:57.40	29.10s	28.70s
1	Jackies Gift	2	8.9m	9.4m (0)	8.4m (0)	1:58.07	29.02s	28.77s
2	Kennys Son	3	10.7m	4.4m (0)	3.9m (0)	1:58.21	29.06s	29.23s
4	Ziping Volstead	4	14.3m	13.3m (0)	12.3m (0)	1:58.48	29.02s	28.90s
9	Military Merit	5	29.4m	20.0m (1)	21.6m (2)	1:59.62	29.20s	29.37s
8	Phoebe Majestic	6	31.1m	15.0m (1)	17.4m (2)	1:59.74	29.26s	29.80s
5	Nothing I Want	7	33.0m	10.9m (1)	12.6m (2)	1:59.89	29.22s	30.28s
6	Second To Nun	8	35.2m	6.8m (1)	9.1m (1)	2:00.05	29.27s	30.70s
7	Maria Theresa	9	126.8m	72.7m (0)	84.1m (0)	2:06.95	29.88s	32.21s

## Finish Position and metres gained

First Arrow shows distance gain/loss from 2nd Qtr to 3rd Qtr,  
Second Arrow shows distance gain/loss from 3rd Qtr to Finish  
Blue arrow indicates best gain in these quarters



# Menangle Race 2 Distance 1609m

Tuesday, 13 May 2025


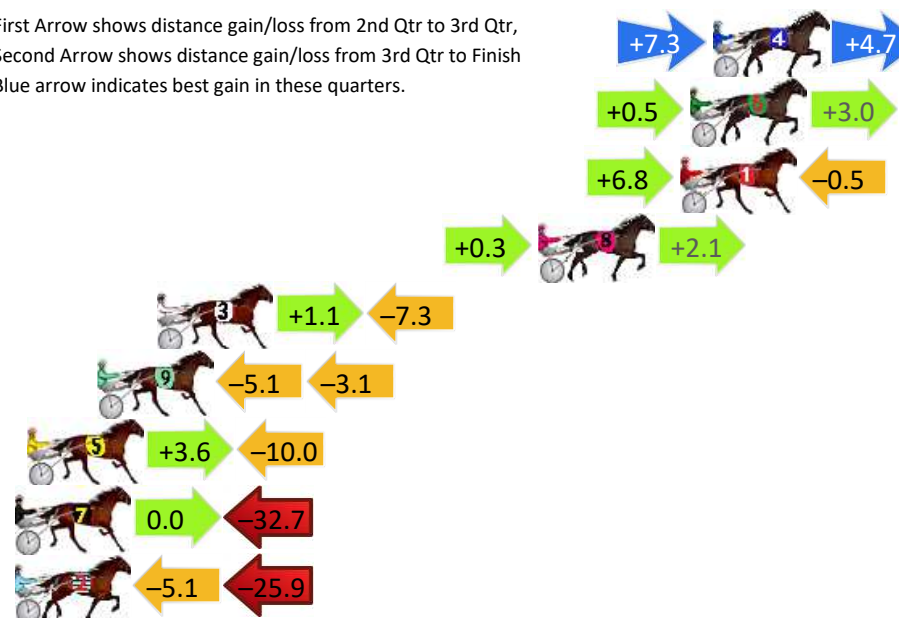
Gross Time: 1:56.50 MileRate: 1:56.50 LeadTime: 0.00s First Qtr: 28.20s Second Qtr: 30.60s Third Qtr: 29.00s Fourth Qtr: 28.80s

DATA TABLE: 800 / 400 Posi's are position from leader and (how wide the horse was at that position)

No	Horse	Plc	Mar	800 Posi	400 Posi	Time	3rd Qtr	4th Qt
4	One Pinevale Hill	1	0.0m	12.0m (1)	4.7m (1)	1:56.50	28.47s	28.47s
6	Valley Star	2	0.9m	4.4m (0)	3.9m (0)	1:56.57	28.96s	28.59s
1	Ewing	3	1.3m	7.6m (1)	0.8m (1)	1:56.60	28.51s	28.84s
8	Viksun	4	7.0m	9.4m (0)	9.1m (1)	1:57.03	28.97s	28.68s
3	Racing Eyes	5	22.3m	16.1m (0)	15.0m (0)	1:58.19	28.92s	29.41s
9	Rakero Warrior	6	24.7m	16.5m (1)	21.6m (2)	1:58.37	29.36s	29.12s
5	Onawingandaprayer	7	27.5m	21.1m (0)	17.5m (1)	1:58.58	28.73s	29.62s
7	Down Under Earl	8	32.7m	0.0m (0)	0.0m (0)	1:58.97	29.00s	31.27s
2	Alpha Stride	9	71.8m	40.8m (0)	45.9m (0)	2:01.93	29.36s	30.93s

## Finish Position and metres gained

First Arrow shows distance gain/loss from 2nd Qtr to 3rd Qtr, Second Arrow shows distance gain/loss from 3rd Qtr to Finish  
Blue arrow indicates best gain in these quarters.



# Menangle Race 3 Distance 1609m

Tuesday, 13 May 2025

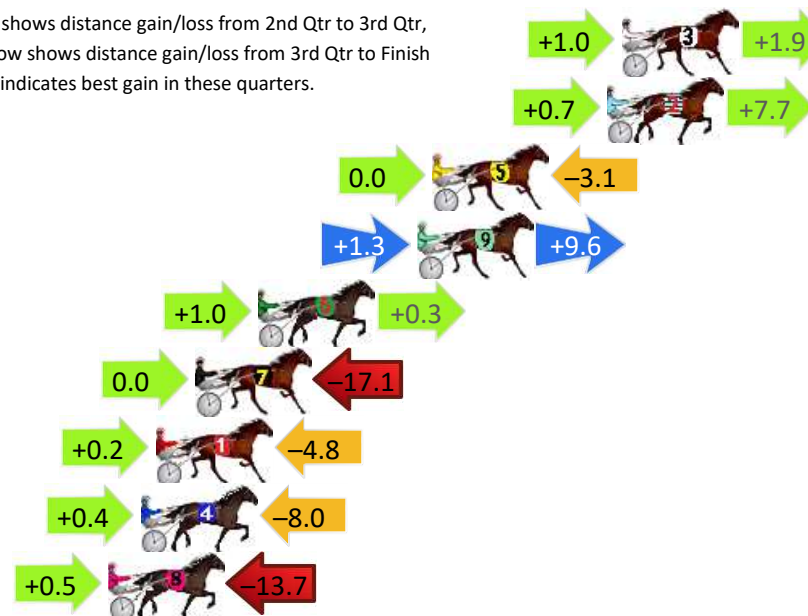
Gross Time: 1:56.90 MileRate: 1:56.90 LeadTime: 0.00s First Qtr: 29.20s Second Qtr: 29.90s Third Qtr: 28.60s Fourth Qtr: 29.30s

DATA TABLE: 800 / 400 Posi's are position from leader and (how wide the horse was at that position)

NoHorse	Plc	Mar	800 Posi	400 Posi	Time	3rd Qtr	4th Qt
3 Macho Man	1	0.0m	2.9m (1)	1.9m (1)	1:56.90	28.53s	29.17s
2 Oh Nova Love	2	0.6m	9.0m (0)	8.3m (0)	1:56.95	28.56s	28.75s
5 Chief Runningcloud	3	7.6m	4.5m (0)	4.5m (0)	1:57.48	28.60s	29.56s
9 Hes A Hammer	4	8.2m	19.1m (0)	17.8m (0)	1:57.53	28.52s	28.65s
6 Gunner	5	14.6m	15.9m (1)	14.9m (1)	1:58.02	28.55s	29.35s
7 Itzfergietime	6	17.1m	0.0m (0)	0.0m (0)	1:58.21	28.60s	30.61s
1 Itz Trixton Time	7	18.7m	14.1m (0)	13.9m (0)	1:58.34	28.60s	29.74s
4 Affaire De Cover	8	19.3m	11.7m (1)	11.3m (1)	1:58.38	28.59s	29.97s
8 We Can Have It All	9	20.6m	7.4m (1)	6.9m (1)	1:58.48	28.57s	30.39s

## Finish Position and metres gained

First Arrow shows distance gain/loss from 2nd Qtr to 3rd Qtr,  
Second Arrow shows distance gain/loss from 3rd Qtr to Finish  
Blue arrow indicates best gain in these quarters.



800

Visual positions in race at 2nd Quarter



400

Visual positions in race at 3rd Quarter



Powered by



Harness Analyser

Sectional Analysis Software

Not just form | Free Trial

[www.facebook.com/PJHarnessRacing](http://www.facebook.com/PJHarnessRacing)



RISE Digital, Harness Racing Australia nor the provider accepts any responsibility for the completeness or accuracy of any of the information contained herein, and makes no representations about its suitability for any particular purpose. Users should make their own judgements about those matters and/or seek independent advice. You assume all risks associated with use of data provided on this page

# Menangle Race 4 Distance 1609m

Tuesday, 13 May 2025


Gross Time: 1:54.90 MileRate: 1:54.90 LeadTime: 0.00s First Qtr: 27.50s Second Qtr: 29.70s Third Qtr: 29.00s Fourth Qtr: 28.70s

DATA TABLE: 800 / 400 Posi's are position from leader and (how wide the horse was at that position)

No	Horse	Plc	Mar	800 Posi	400 Posi	Time	3rd Qtr	4th Qt
3	All Star Magician	1	0.0m	4.2m (0)	3.9m (0)	1:54.90	28.98s	28.42s
7	Reign Maker	2	0.8m	14.0m (1)	7.5m (1)	1:54.96	28.53s	28.23s
4	Will I Am	3	1.9m	0.0m (0)	0.0m (0)	1:55.04	29.00s	28.84s
8	Caribbean Runa	4	2.4m	18.4m (1)	11.4m (1)	1:55.08	28.49s	28.07s
10	Major Hayley	5	4.8m	22.6m (1)	16.0m (2)	1:55.26	28.52s	27.91s
6	Halloween	6	5.8m	17.8m (0)	17.5m (1)	1:55.34	28.97s	27.88s
1	The Real Rocketman	7	6.1m	13.0m (0)	12.6m (0)	1:55.36	28.96s	28.26s
5	My Great Eight	8	9.5m	9.8m (1)	2.4m (1)	1:55.62	28.47s	29.24s
9	Miss Aloha	8	9.5m	22.2m (0)	19.9m (2)	1:55.62	28.83s	27.99s
2	What For	10	13.3m	8.3m (0)	8.4m (0)	1:55.90	29.00s	29.10s

## Finish Position and metres gained

First Arrow shows distance gain/loss from 2nd Qtr to 3rd Qtr,  
Second Arrow shows distance gain/loss from 3rd Qtr to Finish  
Blue arrow indicates best gain in these quarters.



800

Visual positions in race at 2nd Quarter



400

Visual positions in race at 3rd Quarter



Powered by



Harness Analyser

Sectional Analysis Software

Not just form | Free Trial

[www.facebook.com/PJHarnessRacing](http://www.facebook.com/PJHarnessRacing)



RISE Digital, Harness Racing Australia nor the provider accepts any responsibility for the completeness or accuracy of any of the information contained herein, and makes no representations about its suitability for any particular purpose. Users should make their own judgements about those matters and/or seek independent advice. You assume all risks associated with use of data provided on this page



# Menangle Race 5 Distance 1609m

Tuesday, 13 May 2025

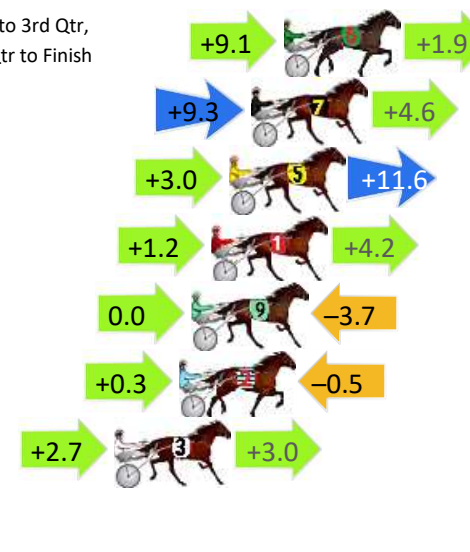
Gross Time: 1:51.60 MileRate: 1:51.60 LeadTime: 0.00s First Qtr: 26.70s Second Qtr: 28.80s Third Qtr: 28.30s Fourth Qtr: 27.80s

DATA TABLE: 800 / 400 Posi's are position from leader and (how wide the horse was at that position)

No	Horse	Plc	Mar	800 Posi	400 Posi	Time	3rd Qtr	4th Qt
6	Unfazed	1	0.0m	11.0m (2)	1.9m (1)	1:51.60	27.66s	27.67s
7	Pitch Perfect	2	1.3m	15.2m (1)	5.9m (2)	1:51.70	27.64s	27.49s
5	Mick Danger	3	2.2m	16.8m (0)	13.8m (0)	1:51.76	28.08s	27.00s
1	Promising	4	2.9m	8.3m (0)	7.1m (1)	1:51.81	28.21s	27.52s
9	Kanena Provlima	5	3.7m	0.0m (0)	0.0m (0)	1:51.87	28.30s	28.07s
2	Double Act	6	4.2m	4.0m (0)	3.7m (0)	1:51.91	28.28s	27.85s
3	One Big Shew	7	6.8m	12.5m (0)	9.8m (0)	1:52.10	28.10s	27.62s
4	Gliding Away	8	36.8m	9.5m (1)	13.4m (1)	1:54.29	28.57s	29.56s

## Finish Position and metres gained

First Arrow shows distance gain/loss from 2nd Qtr to 3rd Qtr,  
Second Arrow shows distance gain/loss from 3rd Qtr to Finish  
Blue arrow indicates best gain in these quarters.



800

Visual positions in race at 2nd Quarter



400

Visual positions in race at 3rd Quarter



Powered by



Harness Analyser

Sectional Analysis Software

Not just form | Free Trial

[www.facebook.com/PJHarnessRacing](http://www.facebook.com/PJHarnessRacing)



RISE Digital, Harness Racing Australia nor the provider accepts any responsibility for the completeness or accuracy of any of the information contained herein, and makes no representations about its suitability for any particular purpose. Users should make their own judgements about those matters and/or seek independent advice. You assume all risks associated with use of data provided on this page

# Menangle Race 6 Distance 1609m

Tuesday, 13 May 2025

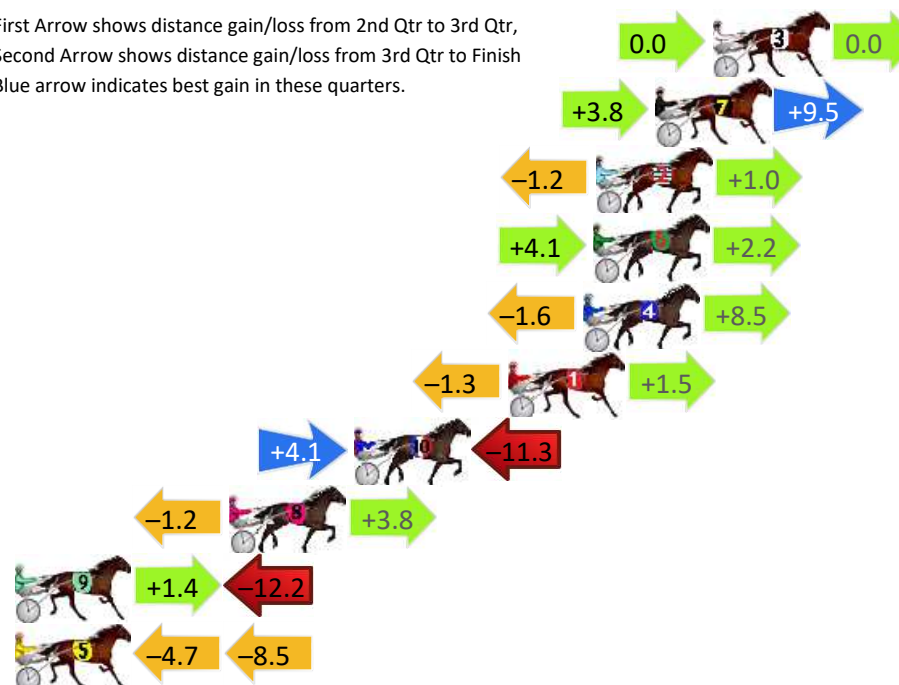
Gross Time: 1:54.60 MileRate: 1:54.60 LeadTime: 0.00s First Qtr: 27.90s Second Qtr: 30.20s Third Qtr: 28.60s Fourth Qtr: 27.90s

DATA TABLE: 800 / 400 Posi's are position from leader and (how wide the horse was at that position)

No	Horse	Plc	Mar	800 Posi	400 Posi	Time	3rd Qtr	4th Qt
3	Rakadeaks	1	0.0m	0.0m (0)	0.0m (0)	1:54.60	28.60s	27.90s
7	Stagecoach	2	2.3m	15.6m (1)	11.8m (2)	1:54.77	28.32s	27.24s
2	Wills Way	3	4.7m	4.5m (0)	5.7m (0)	1:54.94	28.68s	27.84s
6	Birdy Gal	4	4.8m	11.1m (1)	7.0m (1)	1:54.95	28.31s	27.76s
4	Memphis Fury	5	5.2m	12.1m (0)	13.7m (0)	1:54.98	28.70s	27.32s
1	Watch Me React	6	8.2m	8.4m (0)	9.7m (0)	1:55.20	28.68s	27.82s
10	Jogalong Blue	7	14.4m	7.2m (1)	3.1m (1)	1:55.66	28.31s	28.74s
8	Jamberoo Ark	8	19.4m	22.0m (0)	23.2m (2)	1:56.02	28.67s	27.70s
9	Classicmajor	9	30.6m	19.8m (1)	18.4m (1)	1:56.84	28.49s	28.85s
5	Mickey Be Nimble	10	30.7m	17.5m (0)	22.2m (0)	1:56.85	28.92s	28.59s

## Finish Position and metres gained

First Arrow shows distance gain/loss from 2nd Qtr to 3rd Qtr,  
Second Arrow shows distance gain/loss from 3rd Qtr to Finish  
Blue arrow indicates best gain in these quarters.



800

Visual positions in race at 2nd Quarter



400

Visual positions in race at 3rd Quarter



Powered by



Harness Analyser

Sectional Analysis Software

Not just form | Free Trial

[www.facebook.com/PJHarnessRacing](http://www.facebook.com/PJHarnessRacing)



RISE Digital, Harness Racing Australia nor the provider accepts any responsibility for the completeness or accuracy of any of the information contained herein, and makes no representations about its suitability for any particular purpose. Users should make their own judgements about those matters and/or seek independent advice. You assume all risks associated with use of data provided on this page

# Menangle Race 7 Distance 1609m

Tuesday, 13 May 2025

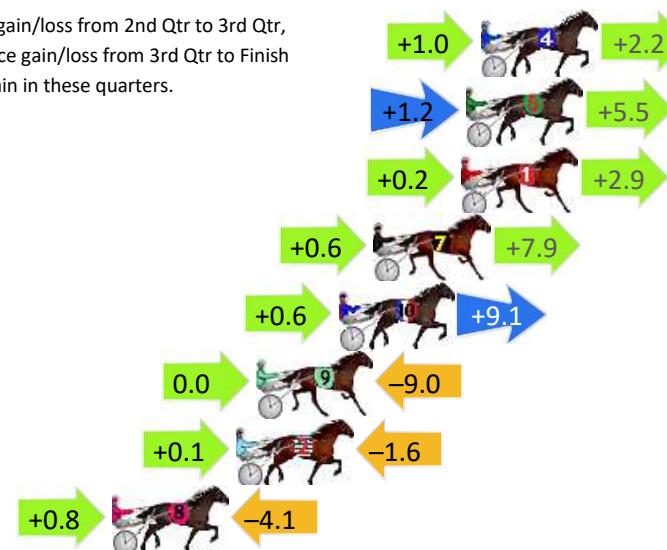
Gross Time: 1:54.80 MileRate: 1:54.80 LeadTime: 0.00s First Qtr: 28.20s Second Qtr: 29.70s Third Qtr: 29.00s Fourth Qtr: 27.90s

DATA TABLE: 800 / 400 Posi's are position from leader and (how wide the horse was at that position)

No	Horse	Plc	Mar	800 Posi	400 Posi	Time	3rd Qtr	4th Qt
4	Bolero	1	0.0m	3.2m (1)	2.2m (1)	1:54.80	28.93s	27.75s
6	Nothingbutwaves	2	0.6m	7.3m (1)	6.1m (1)	1:54.84	28.91s	27.51s
1	Bettine	3	0.8m	3.9m (0)	3.7m (0)	1:54.86	28.98s	27.70s
7	Weareallalone	4	4.3m	12.8m (0)	12.2m (0)	1:55.12	28.94s	27.36s
10	Our Fire And Delight	5	5.7m	15.4m (1)	14.8m (2)	1:55.22	28.94s	27.27s
9	Charlies Ace	6	9.0m	0.0m (0)	0.0m (0)	1:55.46	29.00s	28.56s
2	Ee Jay Why	7	9.8m	8.3m (0)	8.2m (0)	1:55.52	28.98s	28.04s
8	Mizzz Adele	8	14.8m	11.5m (1)	10.7m (1)	1:55.89	28.93s	28.23s

## Finish Position and metres gained

First Arrow shows distance gain/loss from 2nd Qtr to 3rd Qtr,  
Second Arrow shows distance gain/loss from 3rd Qtr to Finish  
Blue arrow indicates best gain in these quarters.



800

Visual positions in race at 2nd Quarter



400

Visual positions in race at 3rd Quarter



Powered by



Harness Analyser

Sectional Analysis Software

Not just form | Free Trial

[www.facebook.com/PJHarnessRacing](http://www.facebook.com/PJHarnessRacing)



RISE Digital, Harness Racing Australia nor the provider accepts any responsibility for the completeness or accuracy of any of the information contained herein, and makes no representations about its suitability for any particular purpose. Users should make their own judgements about those matters and/or seek independent advice. You assume all risks associated with use of data provided on this page

# Menangle Race 8 Distance 1609m

Tuesday, 13 May 2025


Gross Time: 1:54.30 MileRate: 1:54.30 LeadTime: 0.00s First Qtr: 28.10s Second Qtr: 30.40s Third Qtr: 28.40s Fourth Qtr: 27.50s

DATA TABLE: 800 / 400 Posi's are position from leader and (how wide the horse was at that position)

No	Horse	Plc	Mar	800 Posi	400 Posi	Time	3rd Qtr	4th Qt
10	Vinke B	1	0.0m	14.0m (1)	9.4m (1)	1:54.30	28.07s	26.85s
2	Montefiore	2	2.9m	5.5m (1)	1.4m (1)	1:54.51	28.11s	27.62s
8	Scared Stiff	3	3.2m	12.1m (2)	6.7m (2)	1:54.53	28.01s	27.26s
6	Hugo Maguire	4	3.3m	7.6m (2)	2.7m (2)	1:54.54	28.05s	27.55s
9	Outside Fighter	5	3.6m	12.8m (0)	14.0m (1)	1:54.56	28.47s	26.79s
5	Jilliby Fabio	6	7.4m	10.0m (1)	5.7m (1)	1:54.84	28.09s	27.64s
4	Arnies Army	7	7.6m	8.5m (0)	8.6m (0)	1:54.85	28.40s	27.45s
1	Cash And Bling	8	10.6m	4.5m (0)	4.6m (0)	1:55.07	28.40s	27.95s
3	Nick Of Time	9	16.5m	0.0m (0)	0.0m (0)	1:55.49	28.40s	28.69s

## Finish Position and metres gained

First Arrow shows distance gain/loss from 2nd Qtr to 3rd Qtr,  
Second Arrow shows distance gain/loss from 3rd Qtr to Finish  
Blue arrow indicates best gain in these quarters.



800

Visual positions in race at 2nd Quarter



400

Visual positions in race at 3rd Quarter



Powered by



Harness Analyser

Sectional Analysis Software

Not just form | Free Trial

[www.facebook.com/PJHarnessRacing](http://www.facebook.com/PJHarnessRacing)



RISE Digital, Harness Racing Australia nor the provider accepts any responsibility for the completeness or accuracy of any of the information contained herein, and makes no representations about its suitability for any particular purpose. Users should make their own judgements about those matters and/or seek independent advice. You assume all risks associated with use of data provided on this page